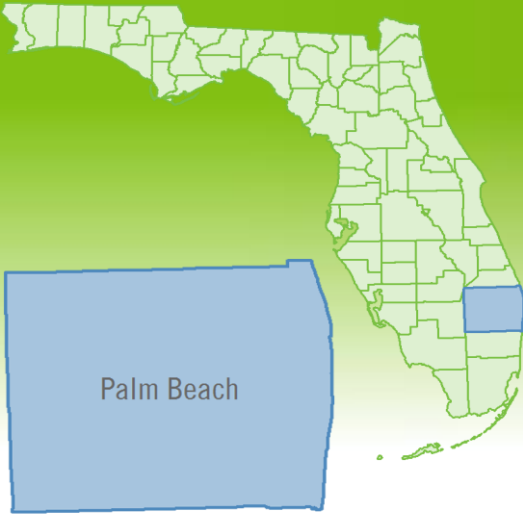


Yearly Market Summary - 2022

Single-Family Homes

Palm Beach County



	2022	2021	Percent Change Year-over-Year
Closed Sales	15,118	19,495	-22.5%
Paid in Cash	6,865	7,978	-14.0%
Median Sale Price	\$571,000	\$475,000	20.2%
Average Sale Price	\$964,179	\$926,303	4.1%
Dollar Volume	\$14.6 Billion	\$18.1 Billion	-19.3%
Med. Pct. of Orig. List Price Received	98.4%	98.7%	-0.3%
Median Time to Contract	16 Days	15 Days	6.7%
Median Time to Sale	60 Days	62 Days	-3.2%
New Pending Sales	15,776	21,175	-25.5%
New Listings	21,153	21,968	-3.7%
Pending Inventory	1,371	2,158	-36.5%
Inventory (Active Listings)	4,042	1,832	120.6%
Months Supply of Inventory	3.2	1.1	190.9%

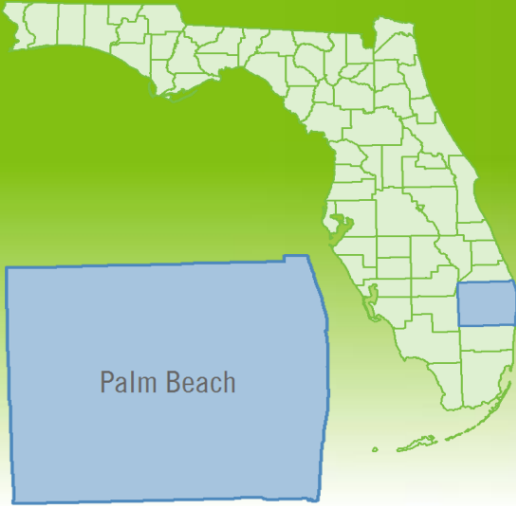


Produced by Florida REALTORS® with data provided by Florida's multiple listing services. Statistics for each month compiled from MLS feeds on the 15th day of the following month. Data released on Friday, January 20, 2023. Next yearly data release is TBD.

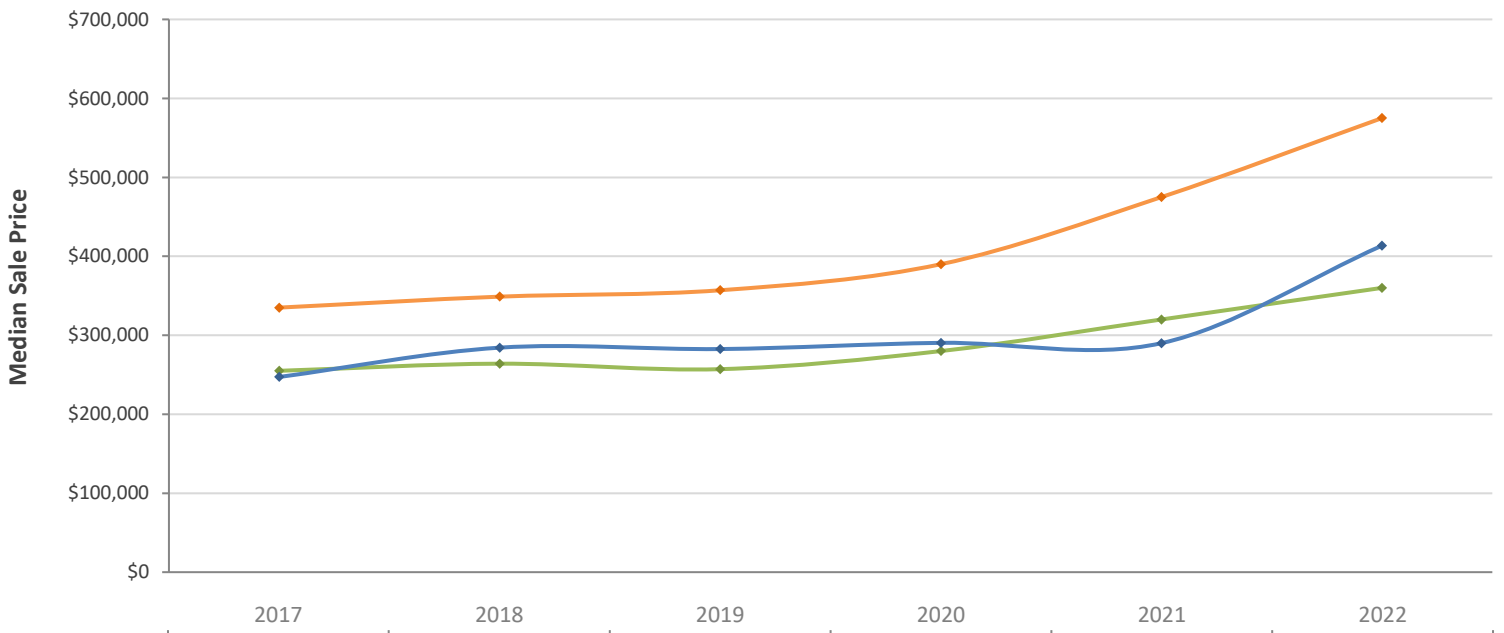
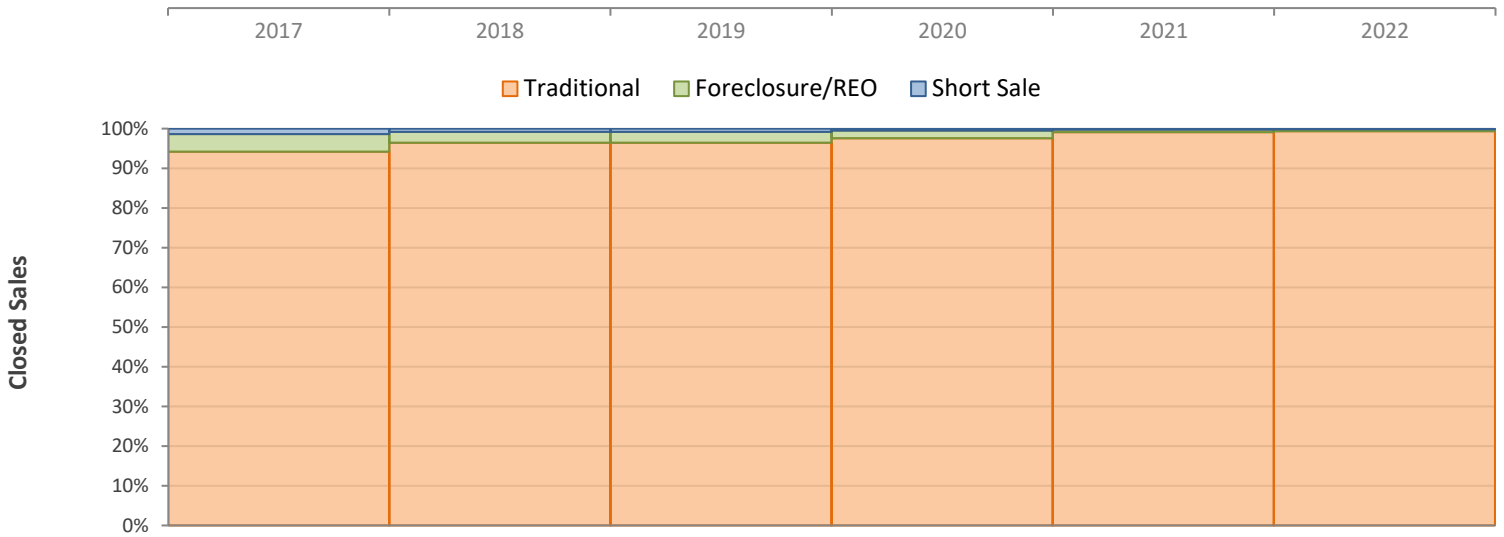
Yearly Distressed Market - 2022

Single-Family Homes

Palm Beach County



		2022	2021	Percent Change Year-over-Year
Traditional	Closed Sales	15,018	19,317	-22.3%
	Median Sale Price	\$575,000	\$475,000	21.1%
Foreclosure/REO	Closed Sales	76	123	-38.2%
	Median Sale Price	\$360,000	\$320,000	12.5%
Short Sale	Closed Sales	24	55	-56.4%
	Median Sale Price	\$413,500	\$290,000	42.6%



Yearly Market Summary - 2022

Townhouses and Condos

Palm Beach County



	2022	2021	Percent Change Year-over-Year
Closed Sales	13,720	17,952	-23.6%
Paid in Cash	8,564	10,652	-19.6%
Median Sale Price	\$290,000	\$240,000	20.8%
Average Sale Price	\$465,773	\$407,697	14.2%
Dollar Volume	\$6.4 Billion	\$7.3 Billion	-12.7%
Med. Pct. of Orig. List Price Received	98.6%	97.0%	1.6%
Median Time to Contract	14 Days	23 Days	-39.1%
Median Time to Sale	56 Days	66 Days	-15.2%
New Pending Sales	14,502	20,215	-28.3%
New Listings	18,188	19,654	-7.5%
Pending Inventory	1,269	2,054	-38.2%
Inventory (Active Listings)	3,503	1,765	98.5%
Months Supply of Inventory	3.1	1.2	158.3%



Yearly Distressed Market - 2022

Townhouses and Condos

Palm Beach County



		2022	2021	Percent Change Year-over-Year
Traditional	Closed Sales	13,634	17,805	-23.4%
	Median Sale Price	\$290,000	\$240,000	20.8%
Foreclosure/REO	Closed Sales	79	119	-33.6%
	Median Sale Price	\$176,528	\$153,000	15.4%
Short Sale	Closed Sales	7	28	-75.0%
	Median Sale Price	\$227,000	\$182,000	24.7%

