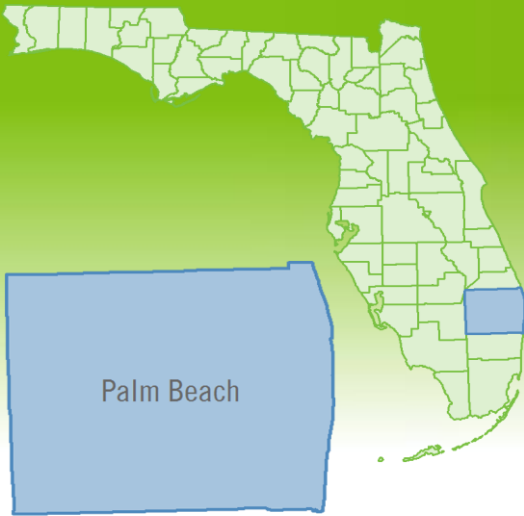


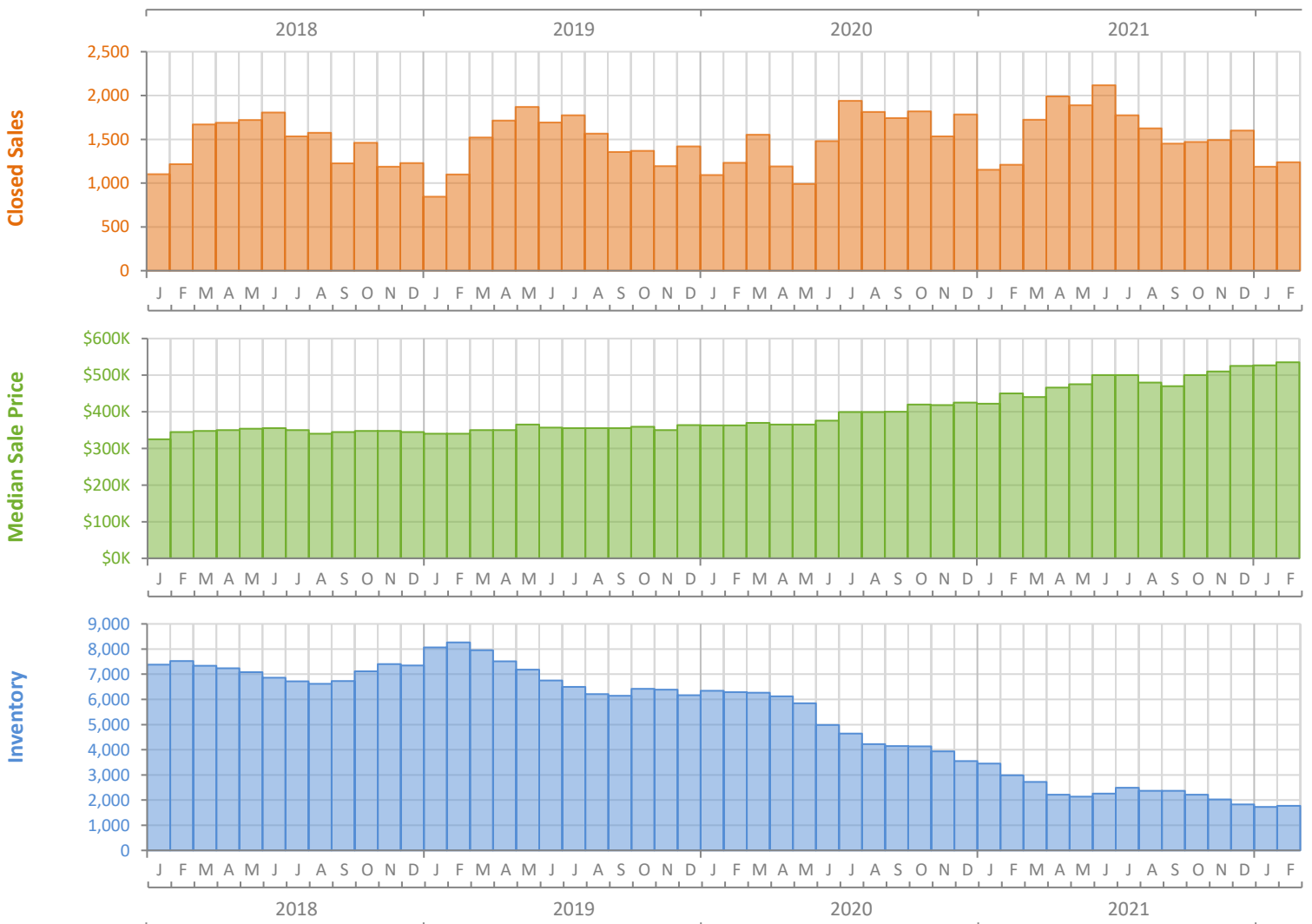
# Monthly Market Summary - February 2022

## Single-Family Homes

### Palm Beach County



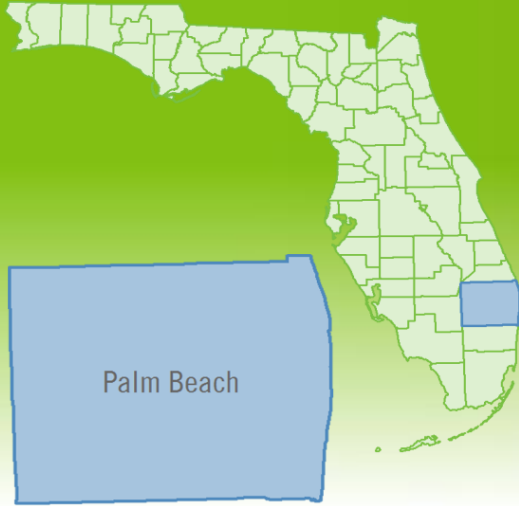
	February 2022	February 2021	Percent Change Year-over-Year
Closed Sales	1,237	1,211	2.1%
Paid in Cash	565	496	13.9%
Median Sale Price	\$535,000	\$450,000	18.9%
Average Sale Price	\$1,016,787	\$845,677	20.2%
Dollar Volume	\$1.3 Billion	\$1.0 Billion	22.8%
Med. Pct. of Orig. List Price Received	100.0%	96.6%	3.5%
Median Time to Contract	13 Days	30 Days	-56.7%
Median Time to Sale	55 Days	73 Days	-24.7%
New Pending Sales	1,534	1,975	-22.3%
New Listings	1,671	1,763	-5.2%
Pending Inventory	2,580	4,100	-37.1%
Inventory (Active Listings)	1,777	2,987	-40.5%
Months Supply of Inventory	1.1	2.0	-45.0%



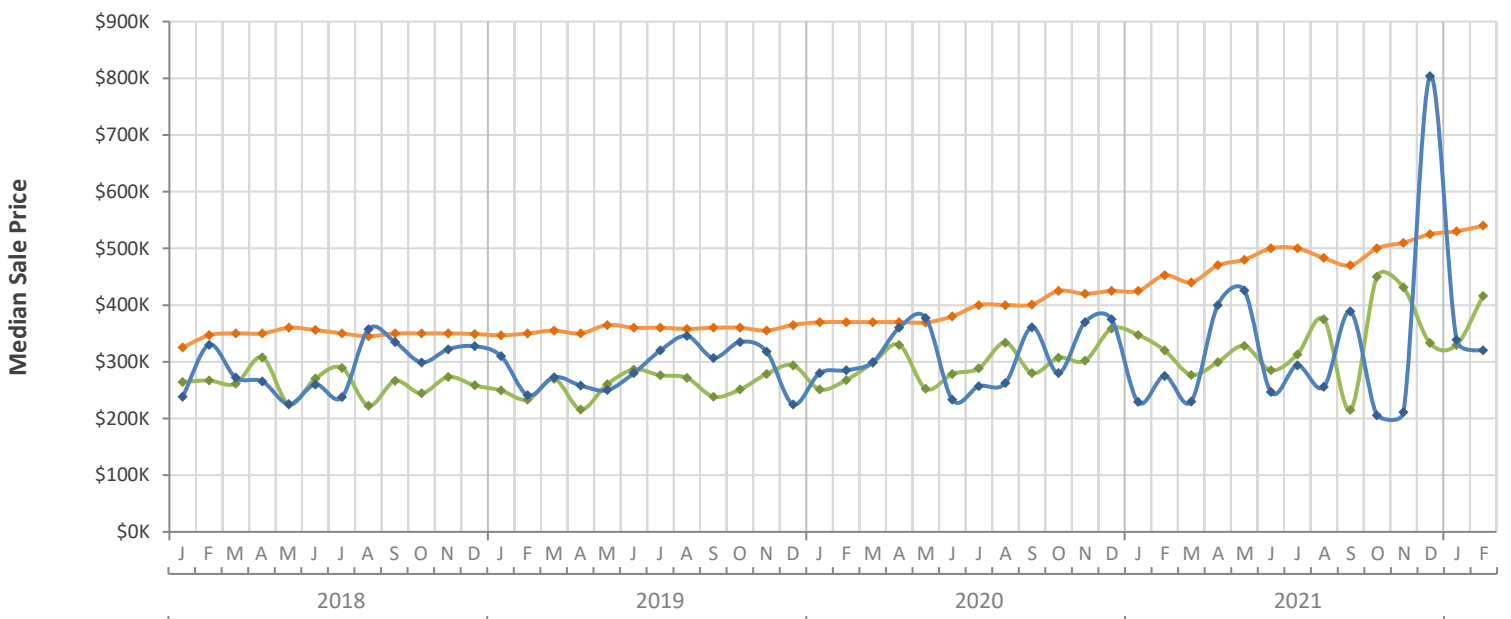
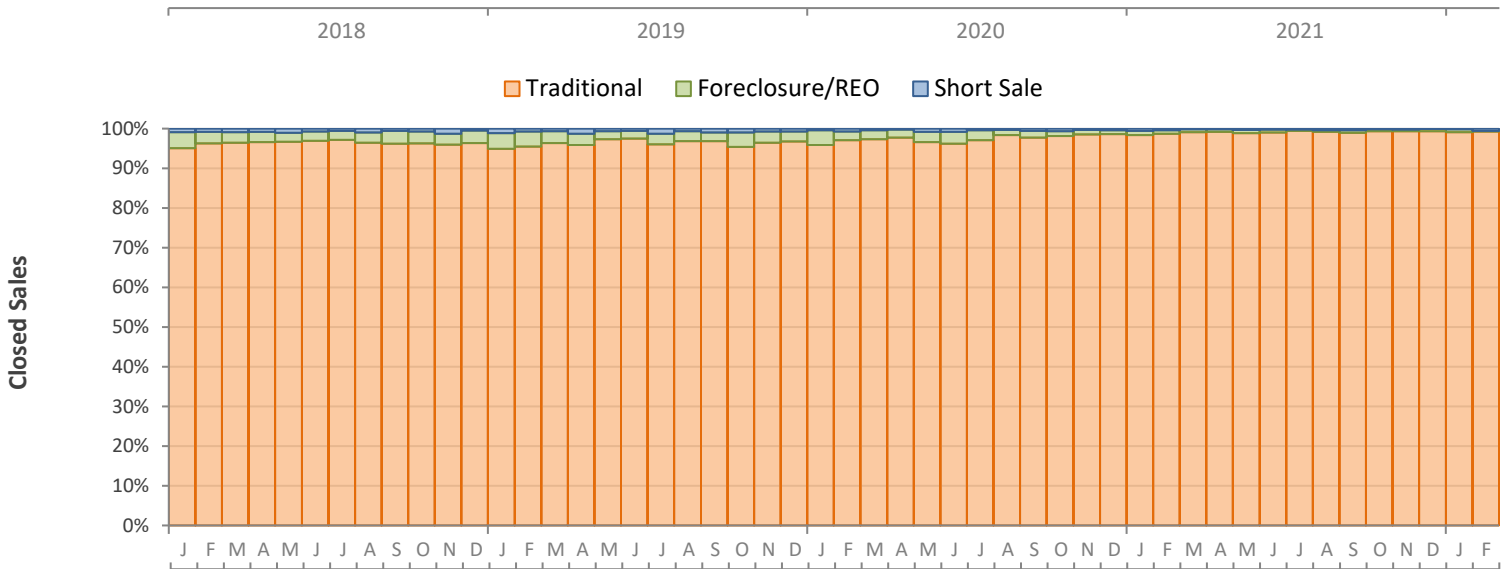
# Monthly Distressed Market - February 2022

## Single-Family Homes

### Palm Beach County



		February 2022	February 2021	Percent Change Year-over-Year
Traditional	Closed Sales	1,228	1,195	2.8%
	Median Sale Price	\$540,000	\$452,500	19.3%
Foreclosure/REO	Closed Sales	2	11	-81.8%
	Median Sale Price	\$416,250	\$320,000	30.1%
Short Sale	Closed Sales	7	5	40.0%
	Median Sale Price	\$320,000	\$275,000	16.4%



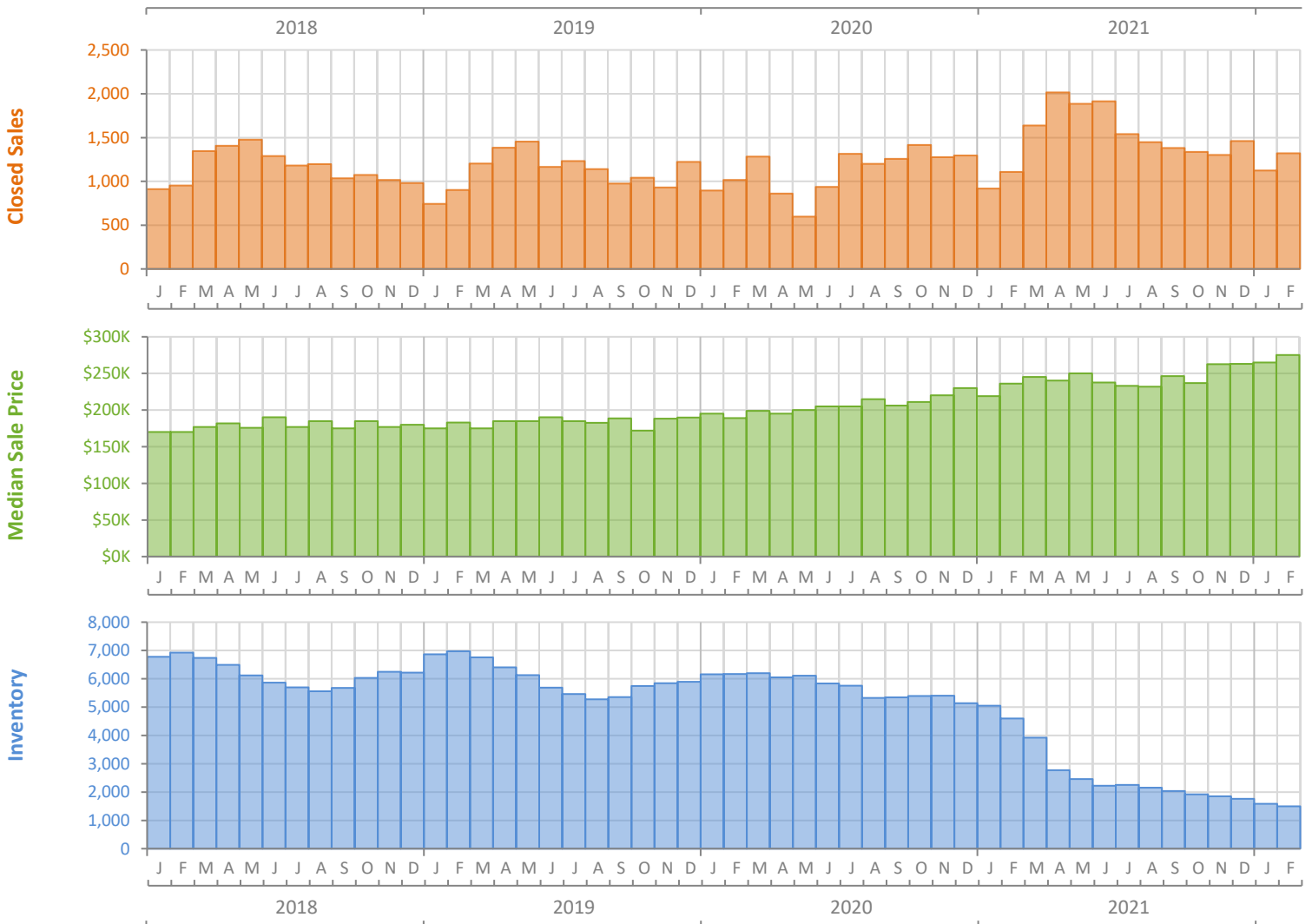
# Monthly Market Summary - February 2022

## Townhouses and Condos

### Palm Beach County



	February 2022	February 2021	Percent Change Year-over-Year
Closed Sales	1,321	1,107	19.3%
Paid in Cash	853	645	32.2%
Median Sale Price	\$275,000	\$236,000	16.5%
Average Sale Price	\$498,589	\$435,929	14.4%
Dollar Volume	\$658.6 Million	\$482.6 Million	36.5%
Med. Pct. of Orig. List Price Received	99.5%	95.3%	4.4%
Median Time to Contract	13 Days	40 Days	-67.5%
Median Time to Sale	53 Days	82 Days	-35.4%
New Pending Sales	1,580	1,841	-14.2%
New Listings	1,588	1,788	-11.2%
Pending Inventory	2,651	3,595	-26.3%
Inventory (Active Listings)	1,494	4,600	-67.5%
Months Supply of Inventory	1.0	4.1	-75.6%



# Monthly Distressed Market - February 2022

## Townhouses and Condos

### Palm Beach County



		February 2022	February 2021	Percent Change Year-over-Year
Traditional	Closed Sales	1,309	1,091	20.0%
	Median Sale Price	\$276,500	\$238,000	16.2%
Foreclosure/REO	Closed Sales	11	15	-26.7%
	Median Sale Price	\$156,000	\$137,000	13.9%
Short Sale	Closed Sales	1	1	0.0%
	Median Sale Price	\$322,500	\$80,750	299.4%

