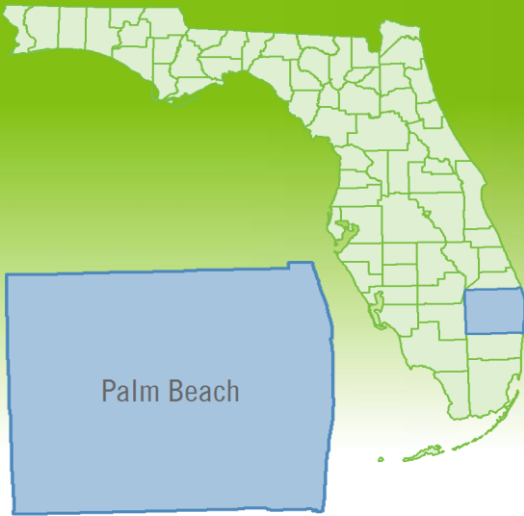


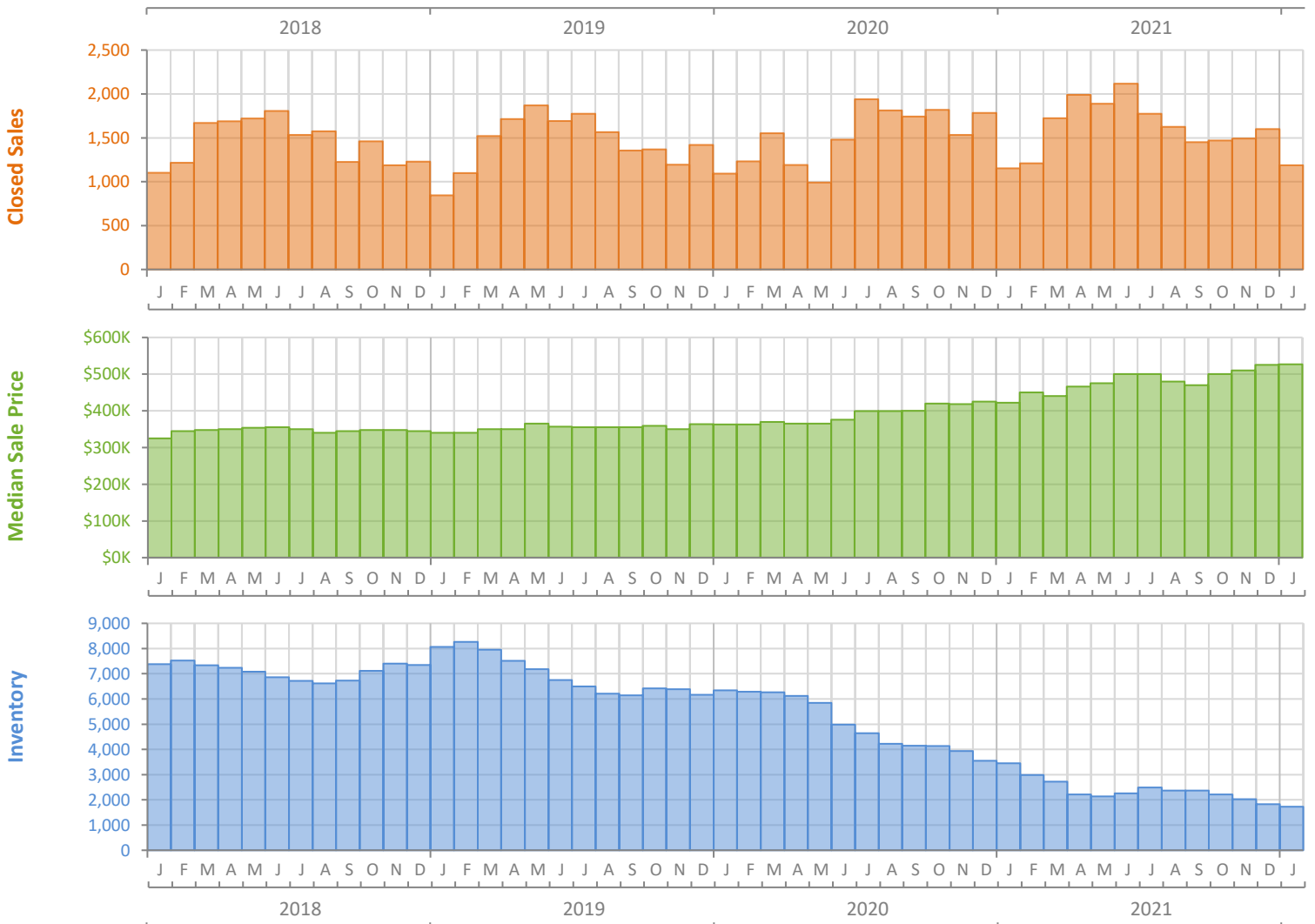
Monthly Market Summary - January 2022

Single-Family Homes

Palm Beach County



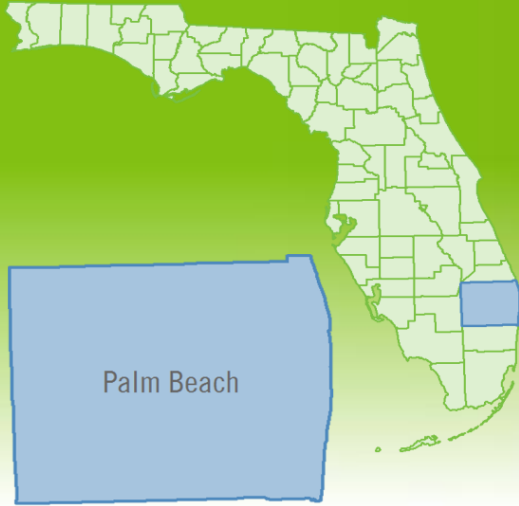
	January 2022	January 2021	Percent Change Year-over-Year
Closed Sales	1,188	1,154	2.9%
Paid in Cash	506	414	22.2%
Median Sale Price	\$526,500	\$422,000	24.8%
Average Sale Price	\$826,002	\$849,145	-2.7%
Dollar Volume	\$981.3 Million	\$979.9 Million	0.1%
Med. Pct. of Orig. List Price Received	99.0%	96.7%	2.4%
Median Time to Contract	15 Days	27 Days	-44.4%
Median Time to Sale	59 Days	72 Days	-18.1%
New Pending Sales	1,588	1,777	-10.6%
New Listings	1,609	1,853	-13.2%
Pending Inventory	2,417	3,376	-28.4%
Inventory (Active Listings)	1,727	3,446	-49.9%
Months Supply of Inventory	1.1	2.3	-52.2%



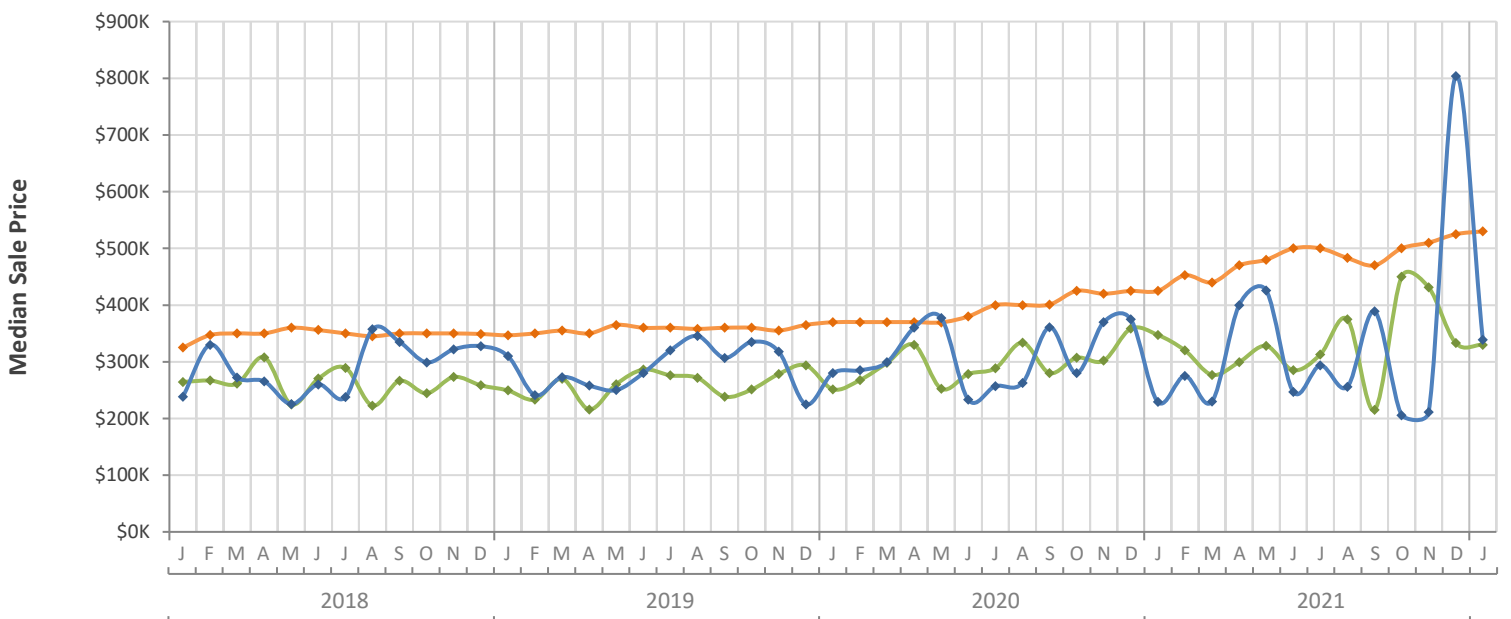
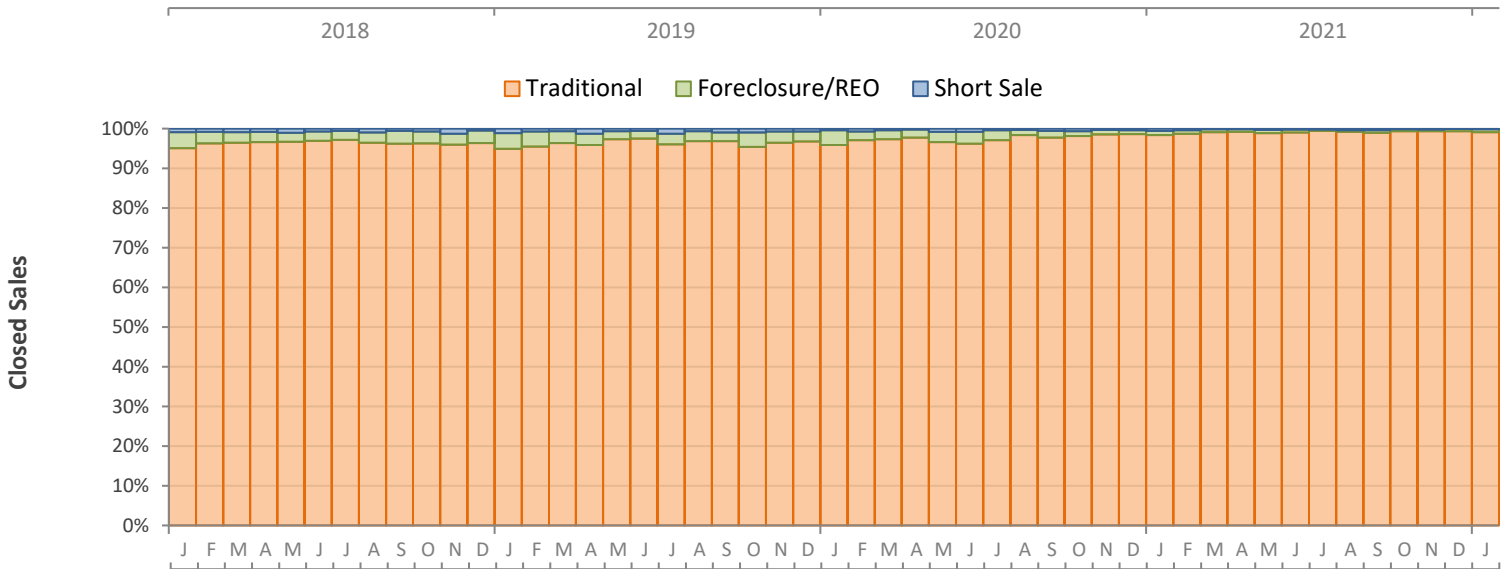
Monthly Distressed Market - January 2022

Single-Family Homes

Palm Beach County



		January 2022	January 2021	Percent Change Year-over-Year
Traditional	Closed Sales	1,177	1,135	3.7%
	Median Sale Price	\$530,000	\$425,000	24.7%
Foreclosure/REO	Closed Sales	9	12	-25.0%
	Median Sale Price	\$330,000	\$347,313	-5.0%
Short Sale	Closed Sales	2	7	-71.4%
	Median Sale Price	\$338,500	\$229,000	47.8%



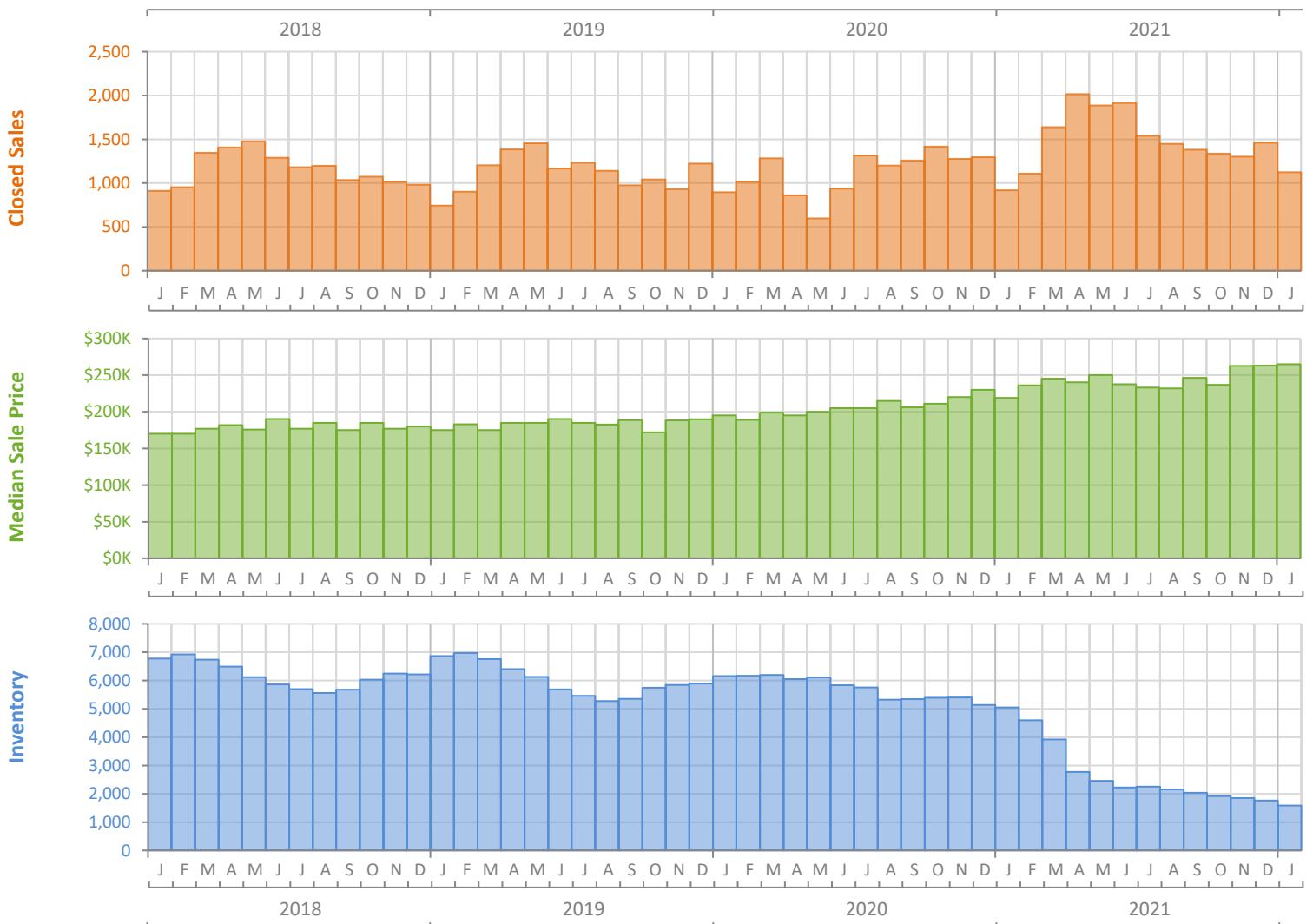
Monthly Market Summary - January 2022

Townhouses and Condos

Palm Beach County



	January 2022	January 2021	Percent Change Year-over-Year
Closed Sales	1,123	919	22.2%
Paid in Cash	712	511	39.3%
Median Sale Price	\$265,000	\$218,900	21.1%
Average Sale Price	\$425,484	\$388,033	9.7%
Dollar Volume	\$477.8 Million	\$356.6 Million	34.0%
Med. Pct. of Orig. List Price Received	99.0%	95.4%	3.8%
Median Time to Contract	14 Days	42 Days	-66.7%
Median Time to Sale	59 Days	85 Days	-30.6%
New Pending Sales	1,742	1,643	6.0%
New Listings	1,677	1,823	-8.0%
Pending Inventory	2,519	2,877	-12.4%
Inventory (Active Listings)	1,581	5,045	-68.7%
Months Supply of Inventory	1.0	4.5	-77.8%



Monthly Distressed Market - January 2022

Townhouses and Condos

Palm Beach County



		January 2022	January 2021	Percent Change Year-over-Year
Traditional	Closed Sales	1,115	905	23.2%
	Median Sale Price	\$265,000	\$219,750	20.6%
Foreclosure/REO	Closed Sales	6	12	-50.0%
	Median Sale Price	\$224,500	\$181,000	24.0%
Short Sale	Closed Sales	2	2	0.0%
	Median Sale Price	\$262,500	\$137,500	90.9%

