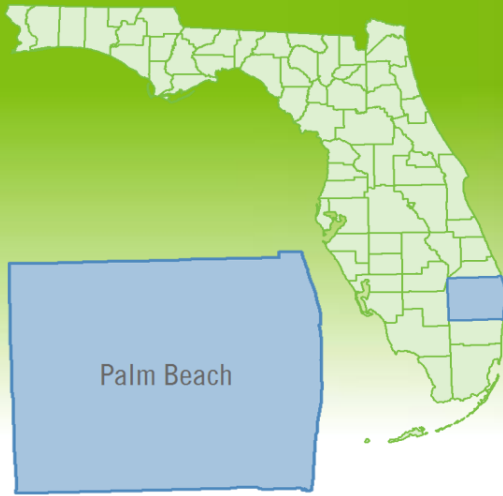


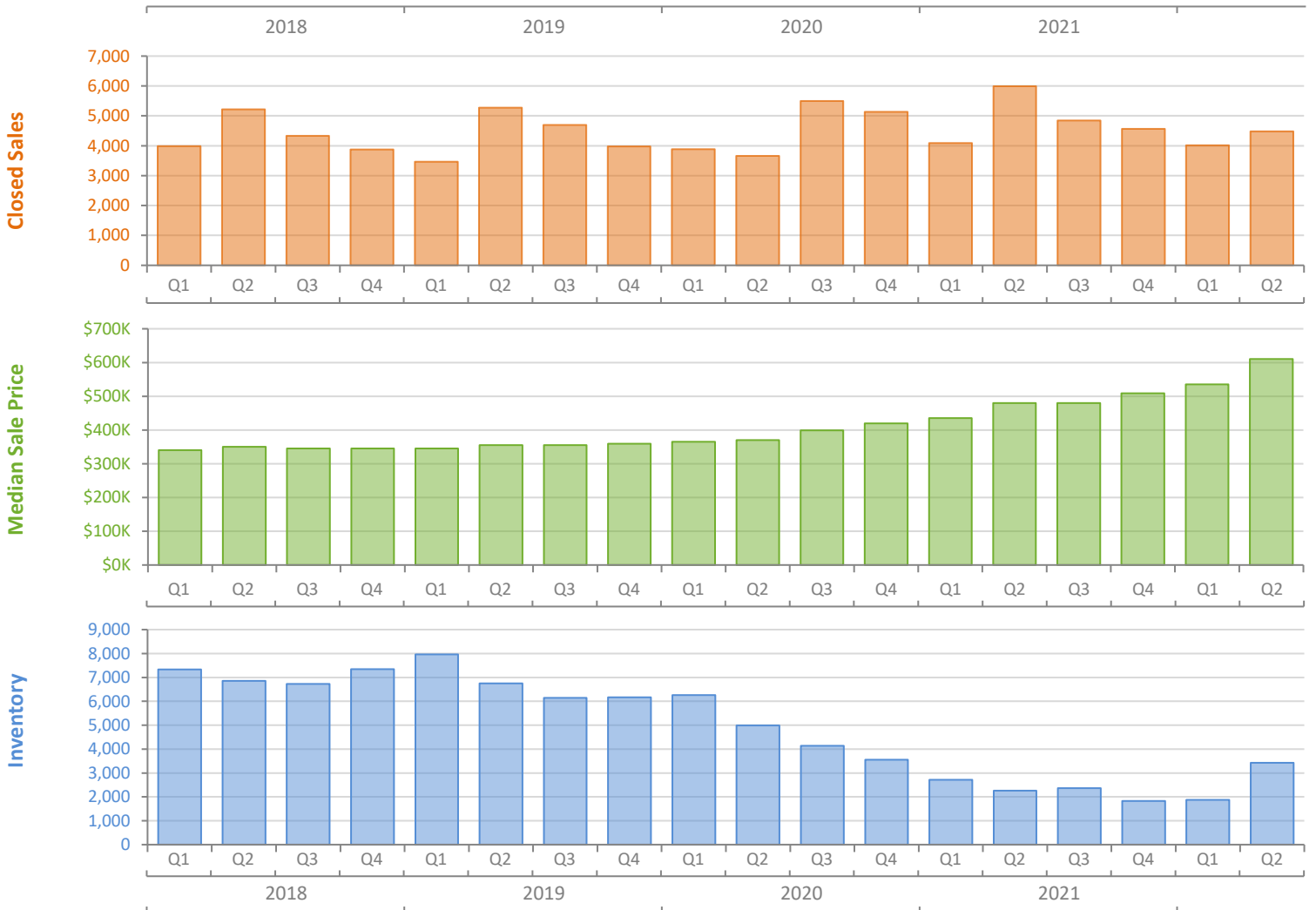
Quarterly Market Summary - Q2 2022

Single-Family Homes

Palm Beach County



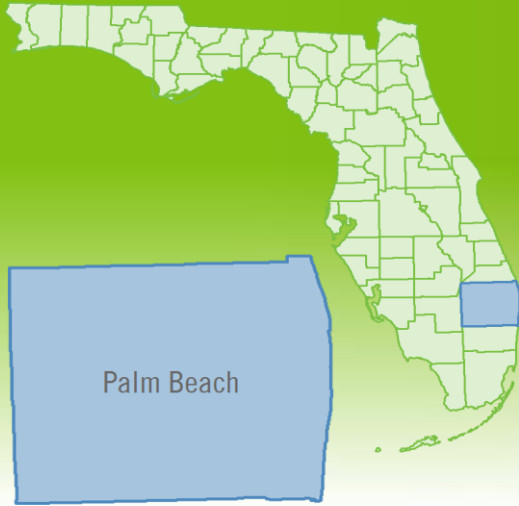
	Q2 2022	Q2 2021	Percent Change Year-over-Year
Closed Sales	4,483	5,996	-25.2%
Paid in Cash	2,185	2,599	-15.9%
Median Sale Price	\$610,500	\$479,900	27.2%
Average Sale Price	\$1,088,698	\$1,017,857	7.0%
Dollar Volume	\$4.9 Billion	\$6.1 Billion	-20.0%
Med. Pct. of Orig. List Price Received	100.0%	99.4%	0.6%
Median Time to Contract	11 Days	12 Days	-8.3%
Median Time to Sale	53 Days	60 Days	-11.7%
New Pending Sales	4,408	5,926	-25.6%
New Listings	6,560	6,360	3.1%
Pending Inventory	2,151	3,090	-30.4%
Inventory (Active Listings)	3,421	2,260	51.4%
Months Supply of Inventory	2.3	1.3	76.9%



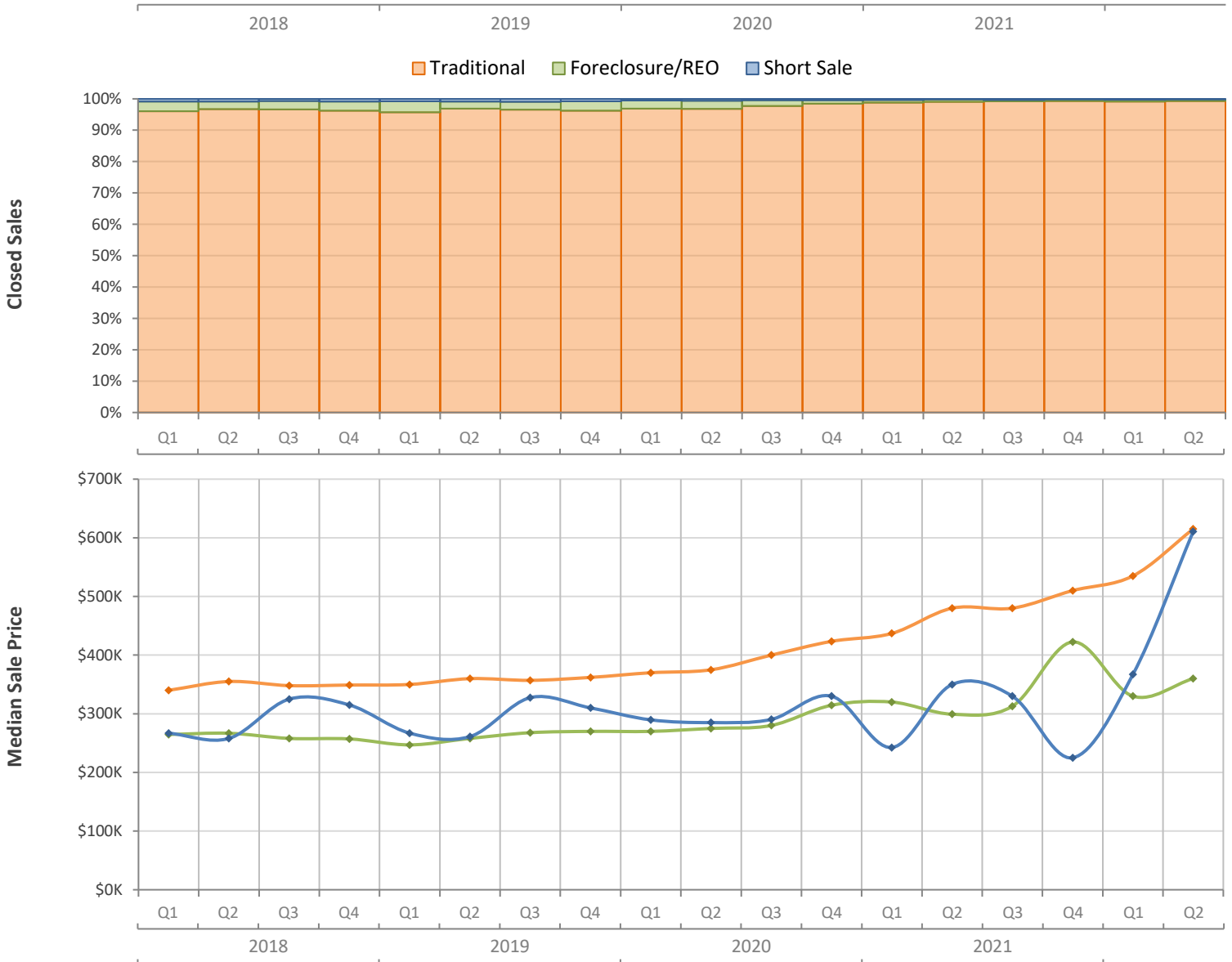
Quarterly Distressed Market - Q2 2022

Single-Family Homes

Palm Beach County



		Q2 2022	Q2 2021	Percent Change Year-over-Year
Traditional	Closed Sales	4,450	5,939	-25.1%
	Median Sale Price	\$615,000	\$480,000	28.1%
Foreclosure/REO	Closed Sales	25	43	-41.9%
	Median Sale Price	\$360,000	\$299,250	20.3%
Short Sale	Closed Sales	8	14	-42.9%
	Median Sale Price	\$610,500	\$350,000	74.4%



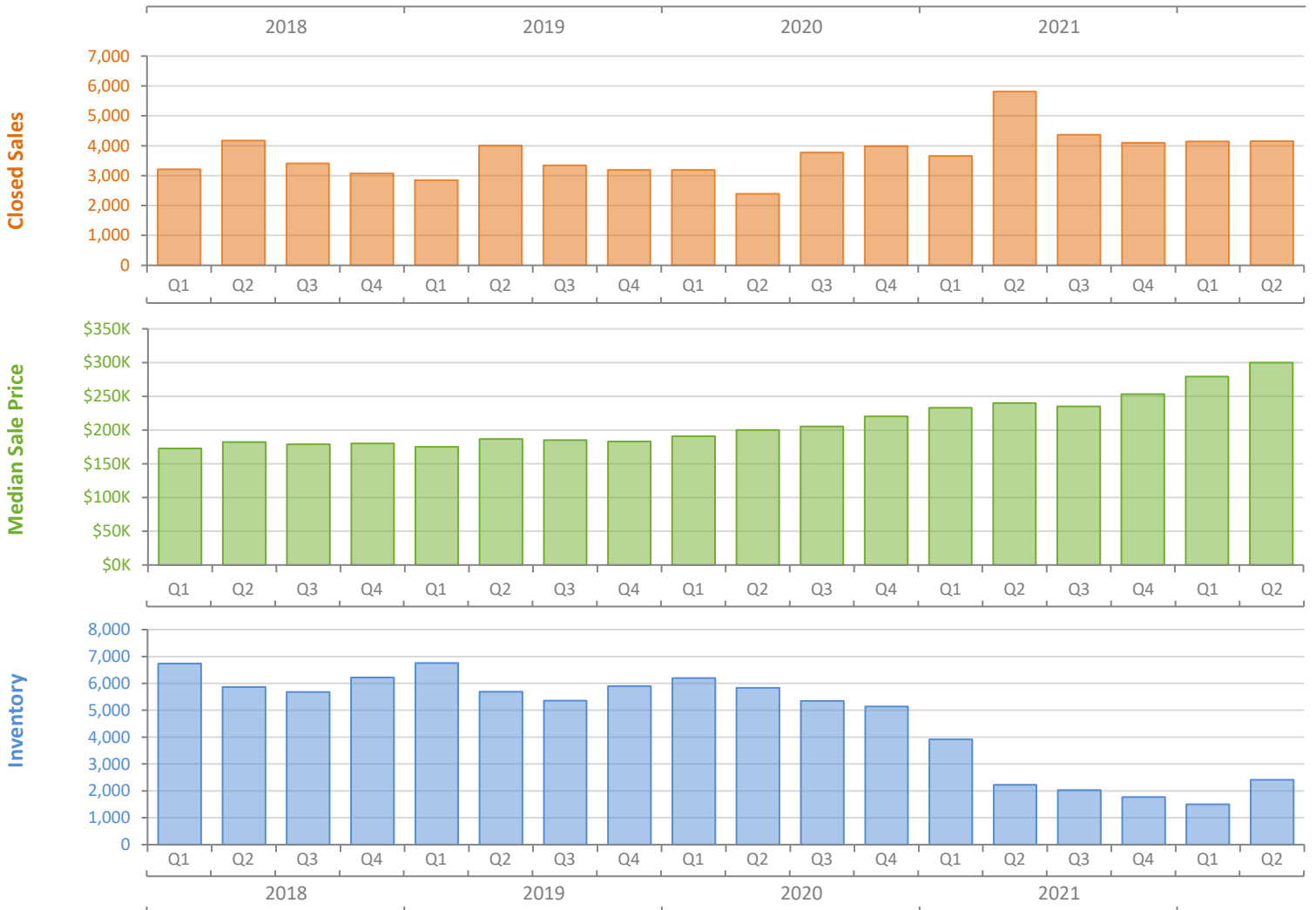
Quarterly Market Summary - Q2 2022

Townhouses and Condos

Palm Beach County



	Q2 2022	Q2 2021	Percent Change Year-over-Year
Closed Sales	4,153	5,817	-28.6%
Paid in Cash	2,711	3,576	-24.2%
Median Sale Price	\$300,000	\$240,000	25.0%
Average Sale Price	\$514,536	\$438,374	17.4%
Dollar Volume	\$2.1 Billion	\$2.6 Billion	-16.2%
Med. Pct. of Orig. List Price Received	100.0%	96.8%	3.3%
Median Time to Contract	10 Days	23 Days	-56.5%
Median Time to Sale	51 Days	69 Days	-26.1%
New Pending Sales	3,957	5,783	-31.6%
New Listings	5,190	5,135	1.1%
Pending Inventory	1,927	2,781	-30.7%
Inventory (Active Listings)	2,408	2,224	8.3%
Months Supply of Inventory	1.7	1.5	13.3%



Quarterly Distressed Market - Q2 2022

Townhouses and Condos

Palm Beach County



		Q2 2022	Q2 2021	Percent Change Year-over-Year
Traditional	Closed Sales	4,140	5,783	-28.4%
	Median Sale Price	\$303,000	\$241,000	25.7%
Foreclosure/REO	Closed Sales	12	29	-58.6%
	Median Sale Price	\$160,000	\$153,000	4.6%
Short Sale	Closed Sales	1	5	-80.0%
	Median Sale Price	\$180,500	\$137,500	31.3%

