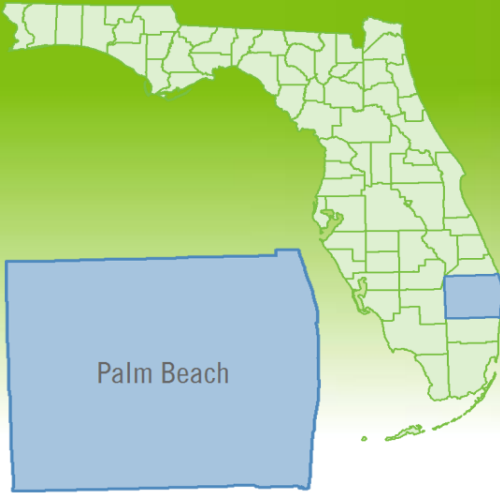


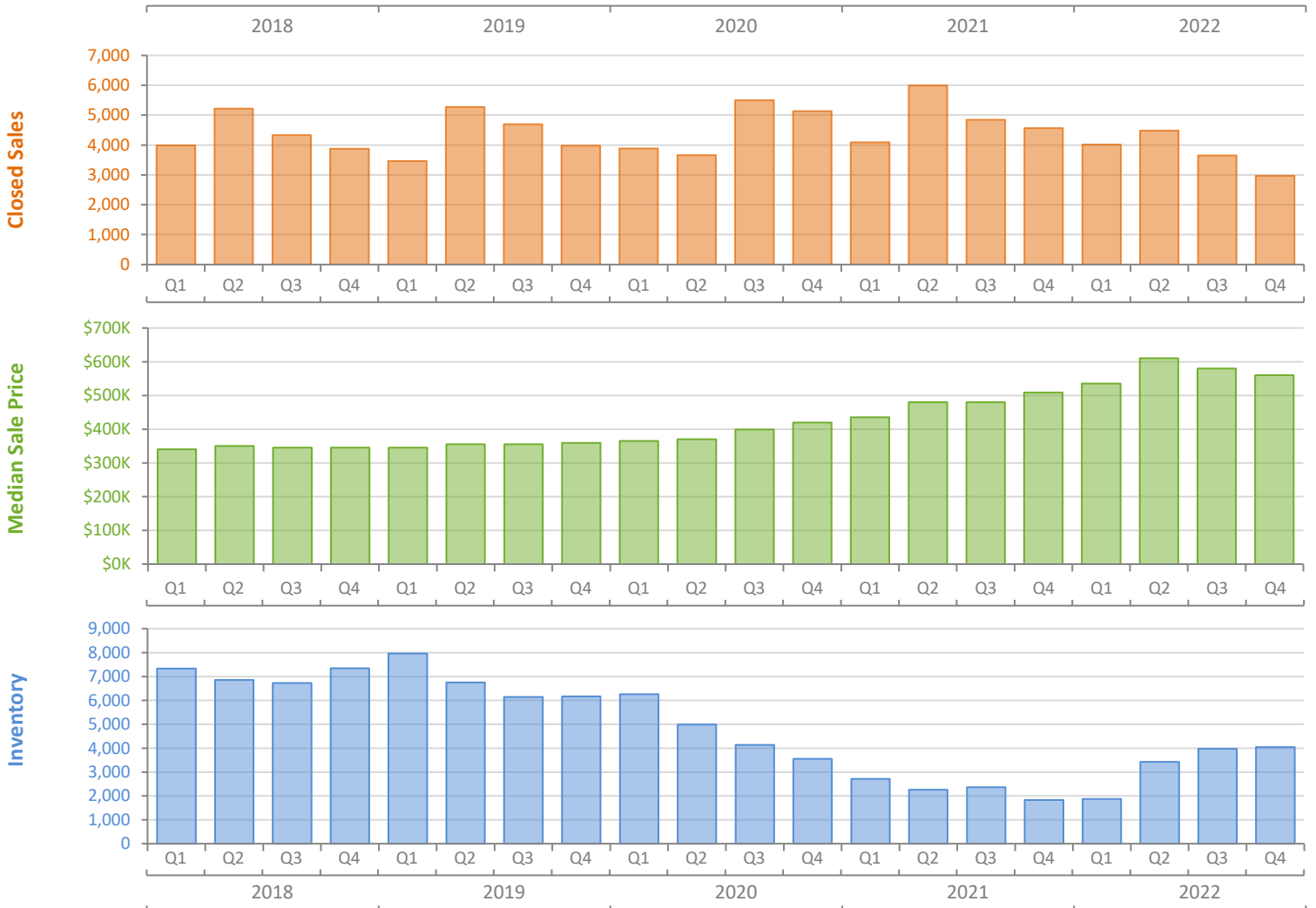
# Quarterly Market Summary - Q4 2022

## Single-Family Homes

### Palm Beach County



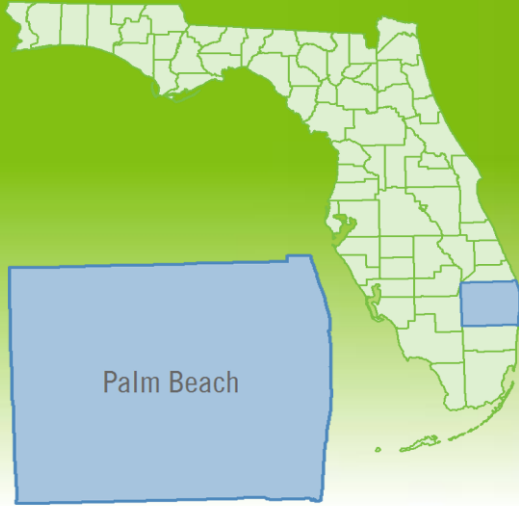
	Q4 2022	Q4 2021	Percent Change Year-over-Year
Closed Sales	2,968	4,563	-35.0%
Paid in Cash	1,297	1,865	-30.5%
Median Sale Price	\$560,000	\$509,000	10.0%
Average Sale Price	\$884,815	\$924,586	-4.3%
Dollar Volume	\$2.6 Billion	\$4.2 Billion	-37.8%
Med. Pct. of Orig. List Price Received	94.4%	99.0%	-4.6%
Median Time to Contract	33 Days	14 Days	135.7%
Median Time to Sale	76 Days	59 Days	28.8%
New Pending Sales	2,850	4,549	-37.3%
New Listings	4,013	4,476	-10.3%
Pending Inventory	1,371	2,158	-36.5%
Inventory (Active Listings)	4,042	1,832	120.6%
Months Supply of Inventory	3.2	1.1	190.9%



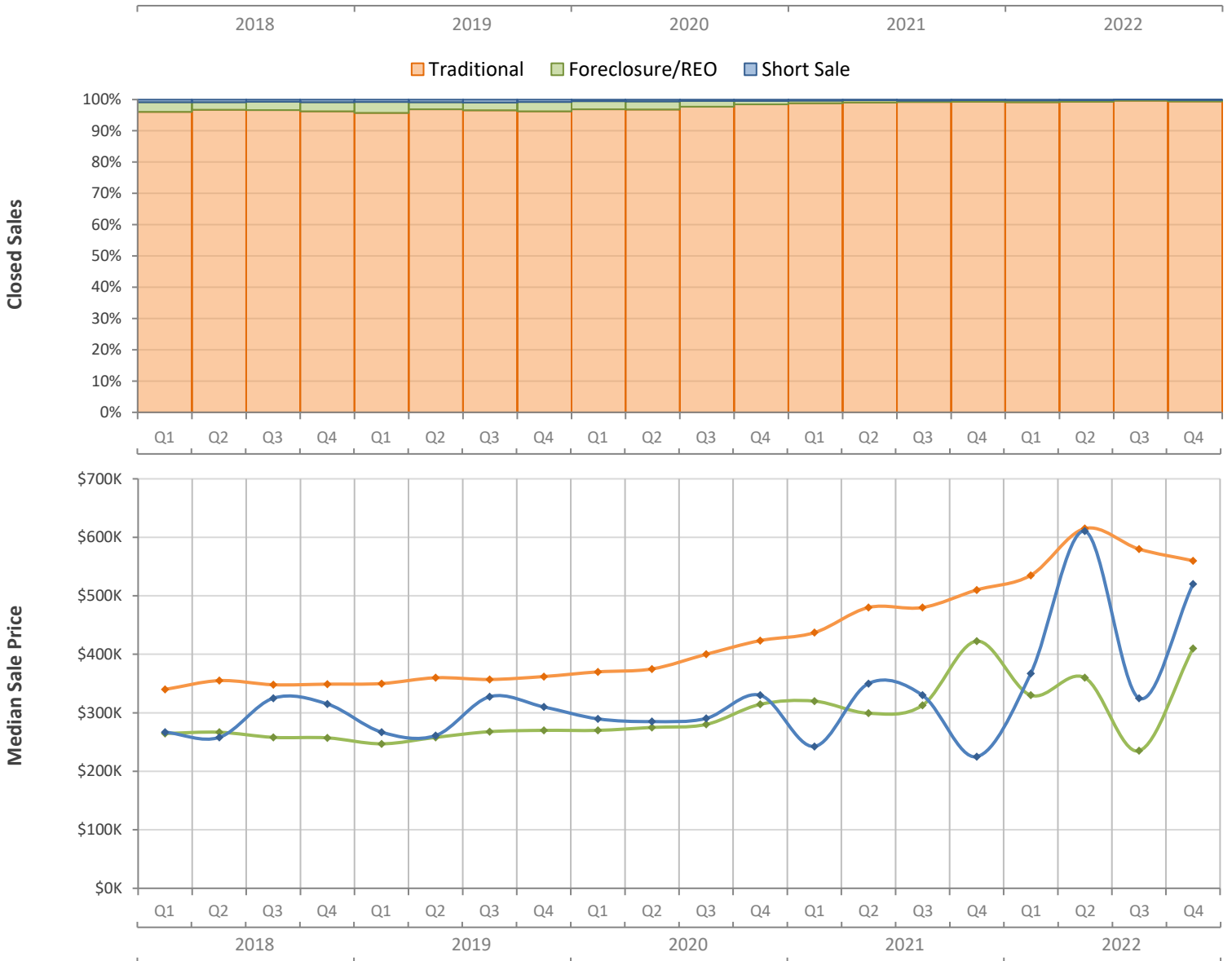
# Quarterly Distressed Market - Q4 2022

## Single-Family Homes

### Palm Beach County



		Q4 2022	Q4 2021	Percent Change Year-over-Year
Traditional	Closed Sales	2,949	4,532	-34.9%
	Median Sale Price	\$560,000	\$510,000	9.8%
Foreclosure/REO	Closed Sales	16	22	-27.3%
	Median Sale Price	\$410,000	\$422,500	-3.0%
Short Sale	Closed Sales	3	9	-66.7%
	Median Sale Price	\$520,000	\$225,000	131.1%



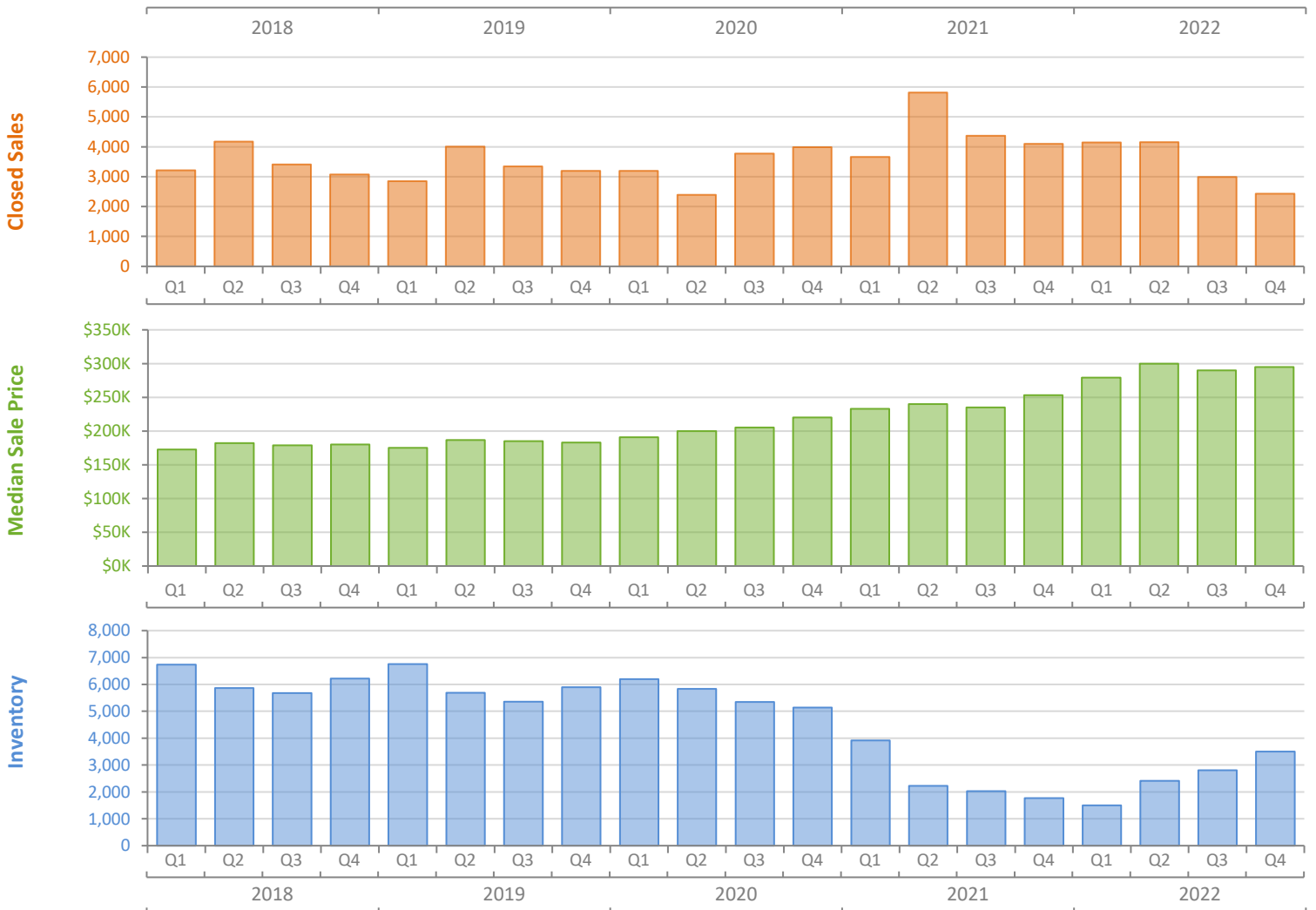
# Quarterly Market Summary - Q4 2022

## Townhouses and Condos

### Palm Beach County



	Q4 2022	Q4 2021	Percent Change Year-over-Year
Closed Sales	2,435	4,101	-40.6%
Paid in Cash	1,445	2,424	-40.4%
Median Sale Price	\$295,000	\$253,000	16.6%
Average Sale Price	\$435,311	\$408,145	6.7%
Dollar Volume	\$1.1 Billion	\$1.7 Billion	-36.7%
Med. Pct. of Orig. List Price Received	95.6%	98.4%	-2.8%
Median Time to Contract	29 Days	15 Days	93.3%
Median Time to Sale	70 Days	56 Days	25.0%
New Pending Sales	2,417	4,271	-43.4%
New Listings	3,810	4,345	-12.3%
Pending Inventory	1,269	2,054	-38.2%
Inventory (Active Listings)	3,503	1,765	98.5%
Months Supply of Inventory	3.1	1.2	158.3%



# Quarterly Distressed Market - Q4 2022

## Townhouses and Condos

### Palm Beach County



		Q4 2022	Q4 2021	Percent Change Year-over-Year
Traditional	Closed Sales	2,417	4,065	-40.5%
	Median Sale Price	\$295,000	\$255,000	15.7%
Foreclosure/REO	Closed Sales	18	27	-33.3%
	Median Sale Price	\$187,298	\$150,018	24.9%
Short Sale	Closed Sales	0	9	-100.0%
	Median Sale Price	(No Sales)	\$237,579	N/A

