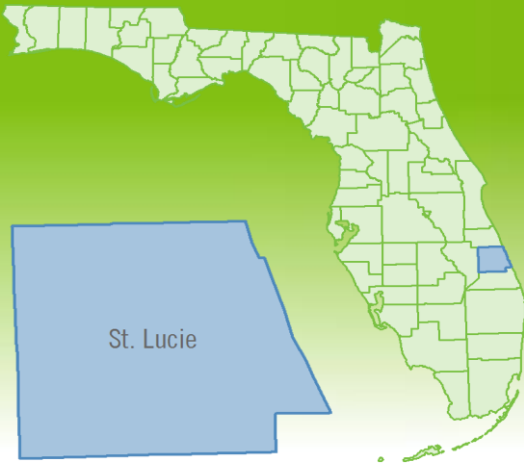


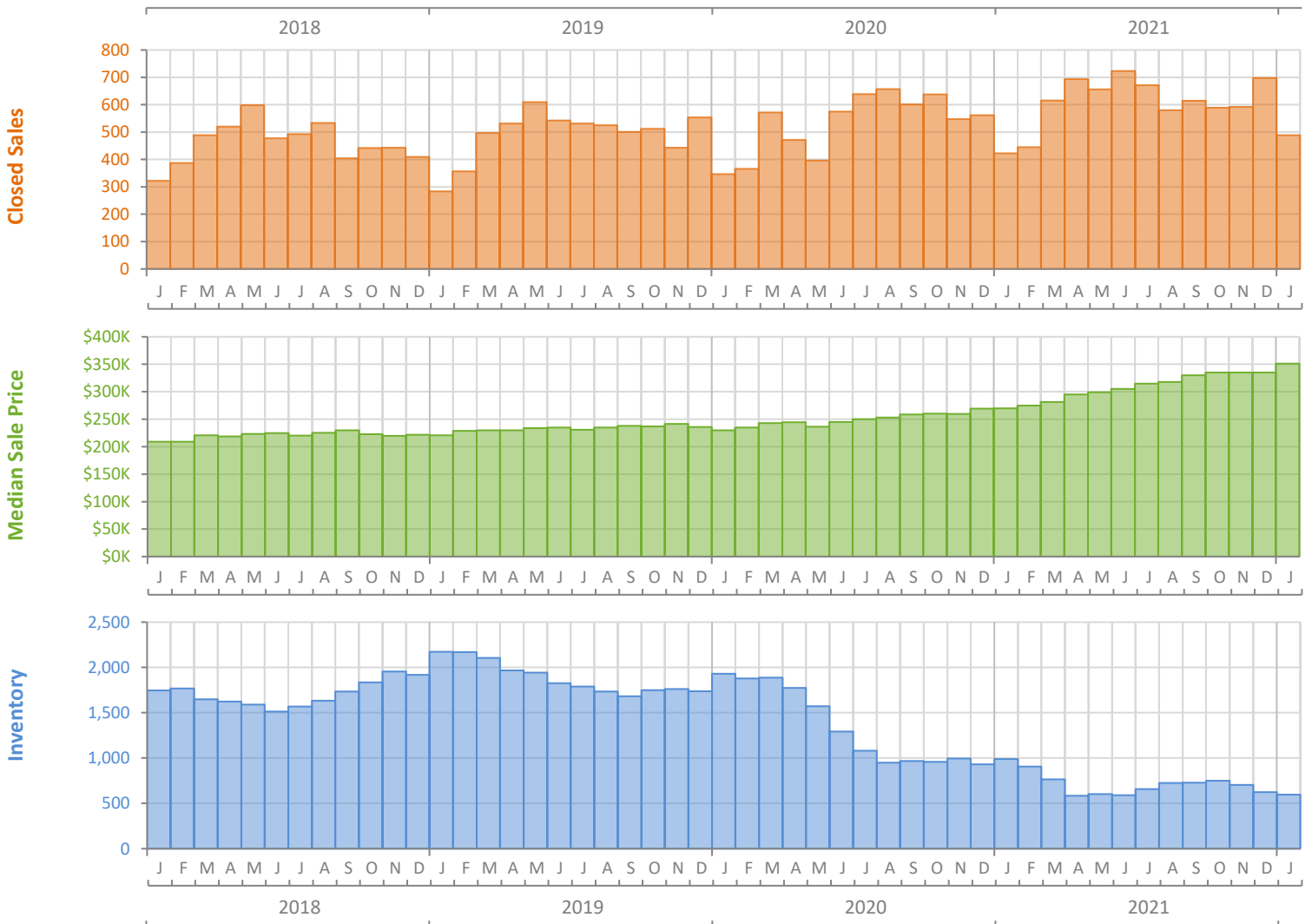
# Monthly Market Summary - January 2022

## Single-Family Homes

### St. Lucie County



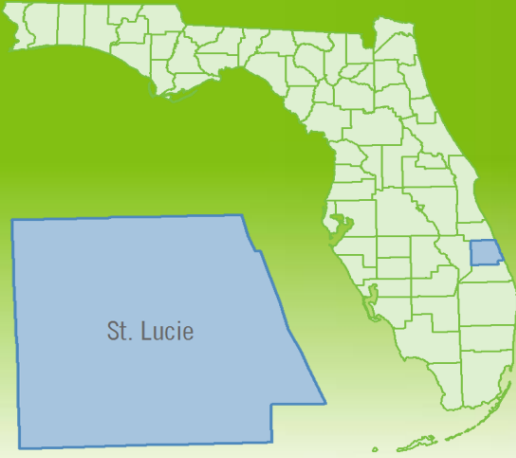
	January 2022	January 2021	Percent Change Year-over-Year
Closed Sales	489	423	15.6%
Paid in Cash	125	113	10.6%
Median Sale Price	\$351,000	\$270,000	30.0%
Average Sale Price	\$378,315	\$291,783	29.7%
Dollar Volume	\$185.0 Million	\$123.4 Million	49.9%
Med. Pct. of Orig. List Price Received	100.0%	99.0%	1.0%
Median Time to Contract	13 Days	15 Days	-13.3%
Median Time to Sale	64 Days	61 Days	4.9%
New Pending Sales	664	640	3.8%
New Listings	662	692	-4.3%
Pending Inventory	1,303	1,340	-2.8%
Inventory (Active Listings)	595	988	-39.8%
Months Supply of Inventory	1.0	1.8	-44.4%



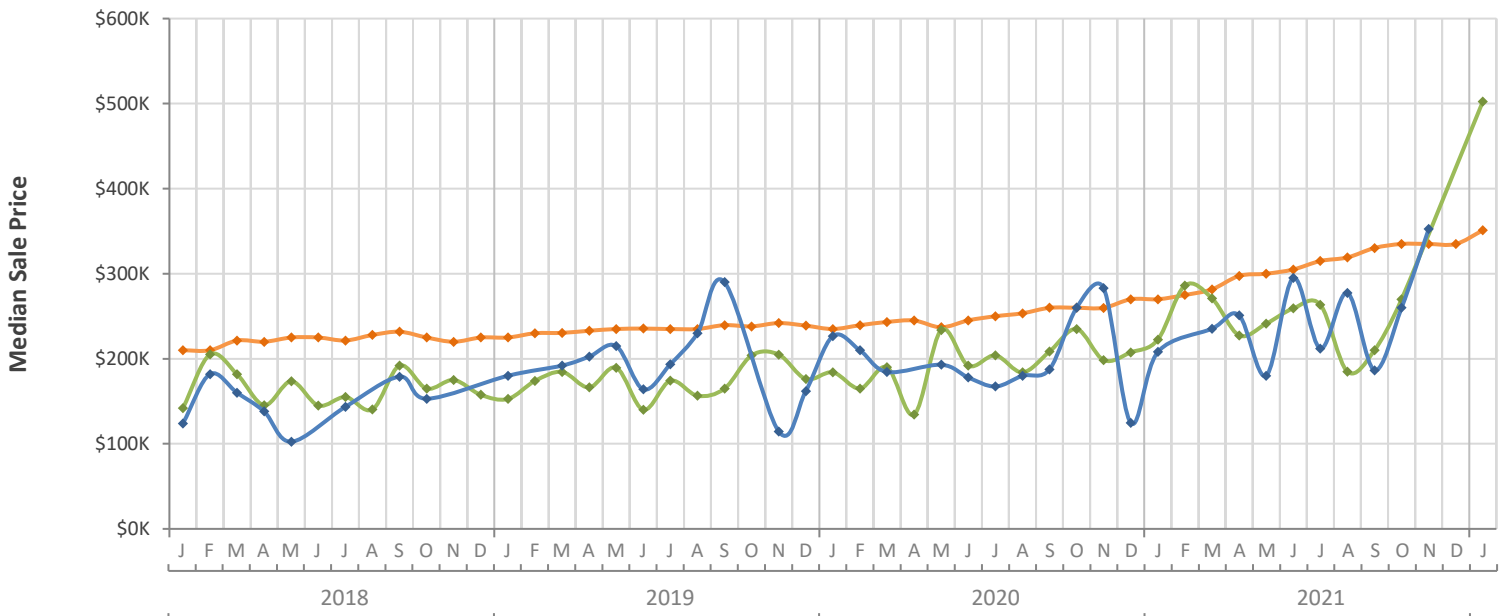
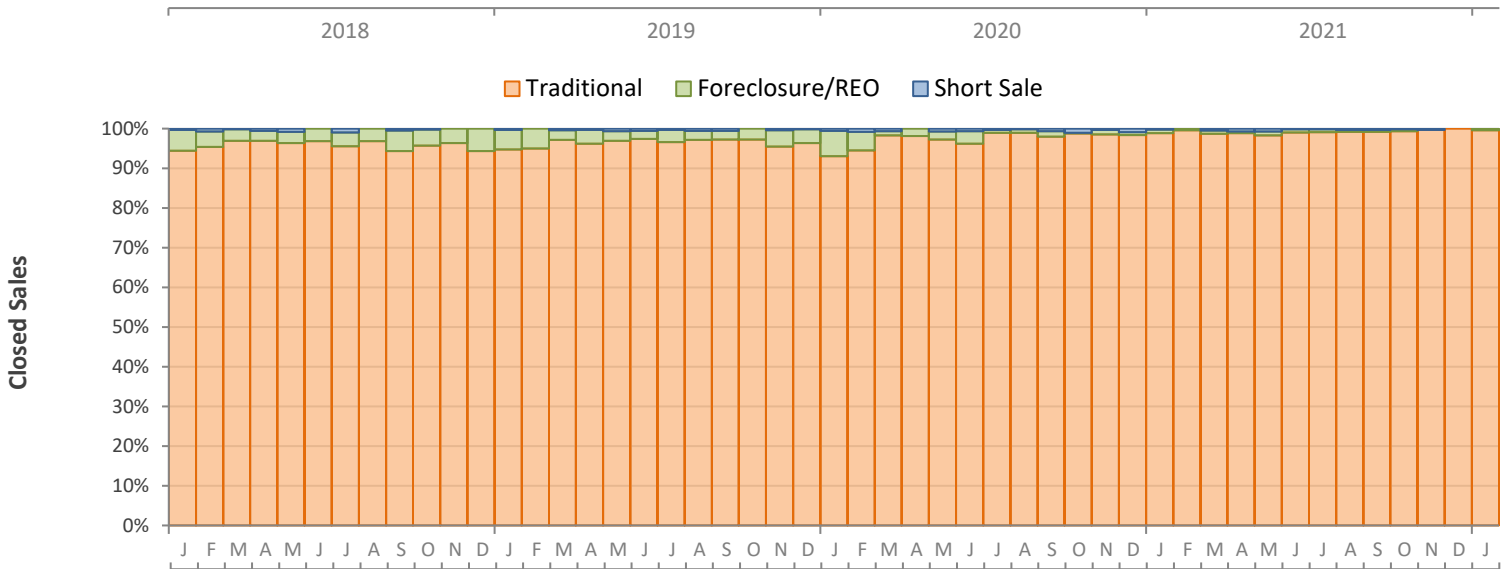
# Monthly Distressed Market - January 2022

## Single-Family Homes

### St. Lucie County



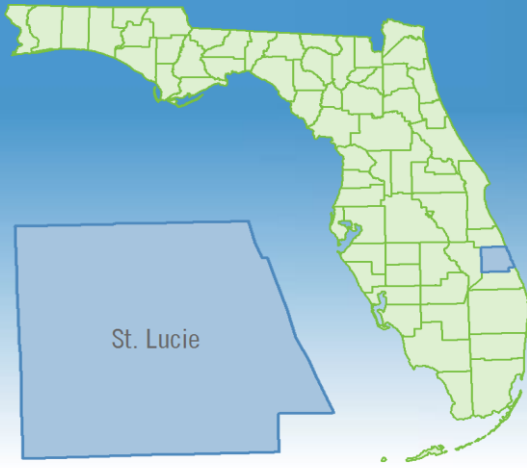
		January 2022	January 2021	Percent Change Year-over-Year
Traditional	Closed Sales	487	418	16.5%
	Median Sale Price	\$351,000	\$270,000	30.0%
Foreclosure/REO	Closed Sales	2	4	-50.0%
	Median Sale Price	\$502,500	\$222,500	125.8%
Short Sale	Closed Sales	0	1	-100.0%
	Median Sale Price	(No Sales)	\$208,050	N/A



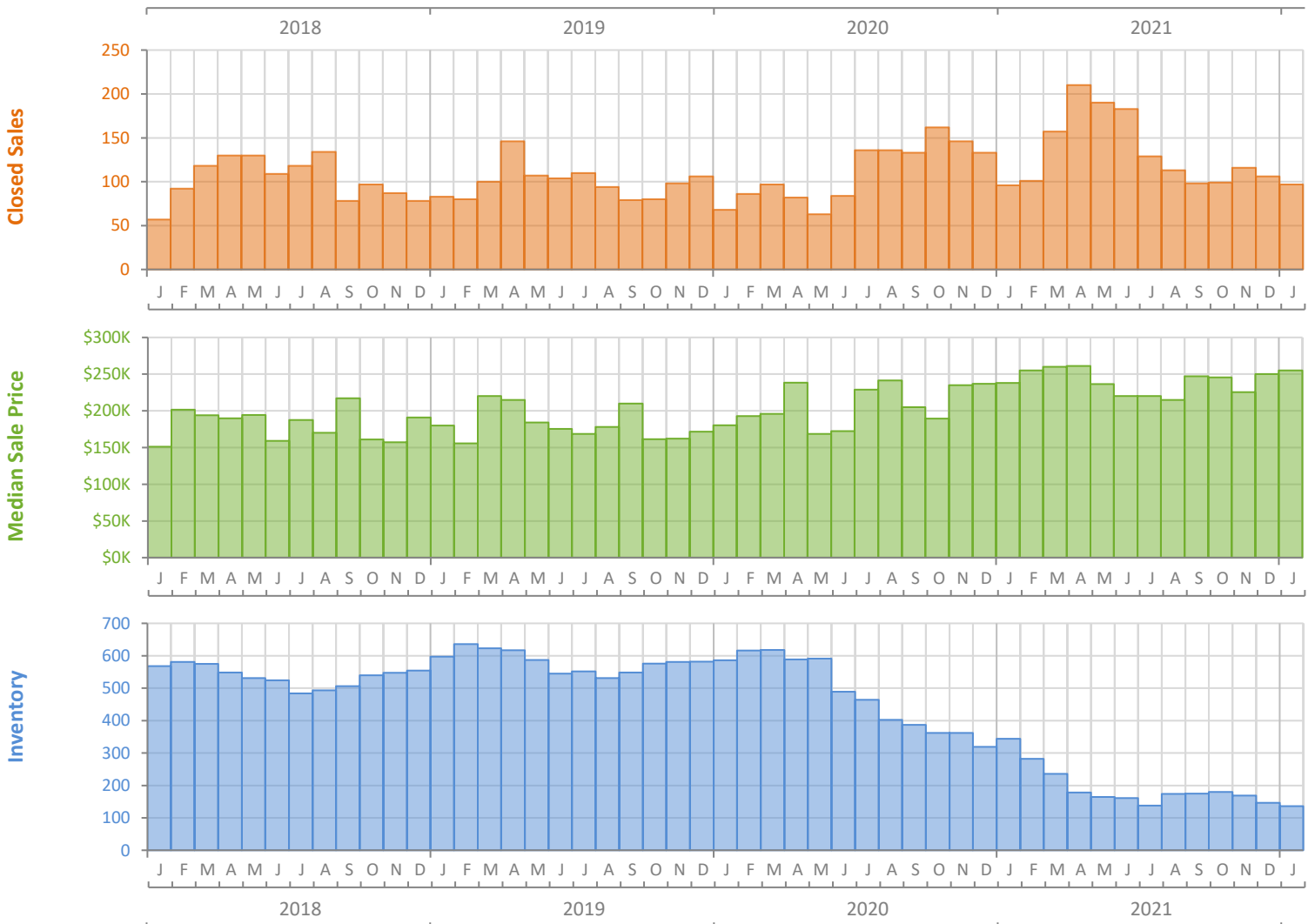
# Monthly Market Summary - January 2022

## Townhouses and Condos

### St. Lucie County



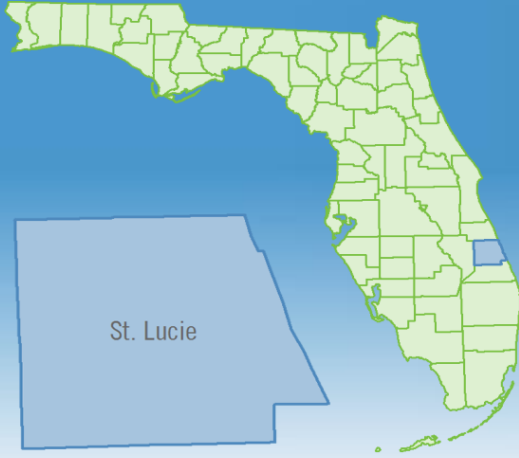
	January 2022	January 2021	Percent Change Year-over-Year
Closed Sales	97	96	1.0%
Paid in Cash	44	40	10.0%
Median Sale Price	\$255,000	\$237,950	7.2%
Average Sale Price	\$310,666	\$255,285	21.7%
Dollar Volume	\$30.1 Million	\$24.5 Million	23.0%
Med. Pct. of Orig. List Price Received	97.1%	96.4%	0.7%
Median Time to Contract	22 Days	31 Days	-29.0%
Median Time to Sale	61 Days	79 Days	-22.8%
New Pending Sales	138	145	-4.8%
New Listings	131	185	-29.2%
Pending Inventory	169	223	-24.2%
Inventory (Active Listings)	136	344	-60.5%
Months Supply of Inventory	1.0	3.0	-66.7%



# Monthly Distressed Market - January 2022

## Townhouses and Condos

### St. Lucie County



		January 2022	January 2021	Percent Change Year-over-Year
Traditional	Closed Sales	97	95	2.1%
	Median Sale Price	\$255,000	\$241,000	5.8%
Foreclosure/REO	Closed Sales	0	1	-100.0%
	Median Sale Price	(No Sales)	\$95,000	N/A
Short Sale	Closed Sales	0	0	N/A
	Median Sale Price	(No Sales)	(No Sales)	N/A

