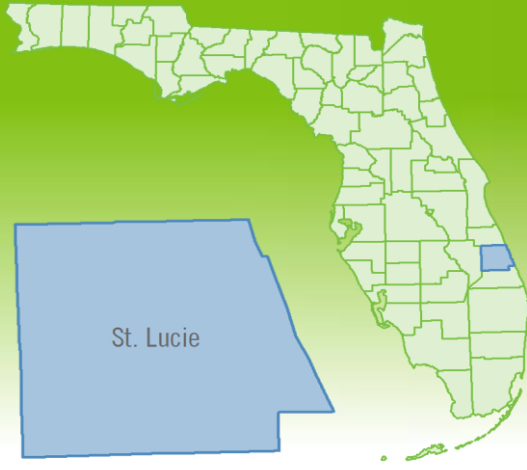


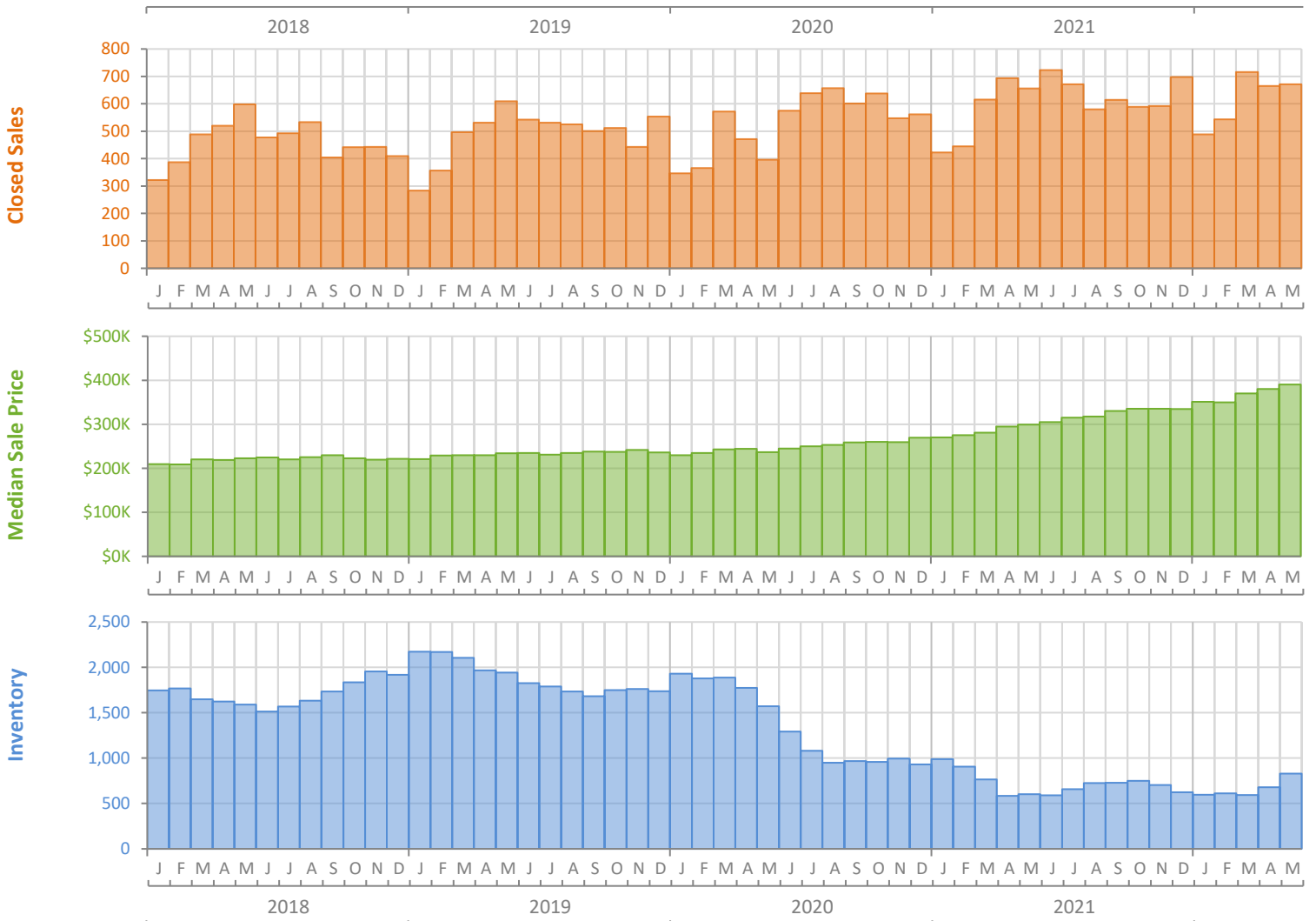
# Monthly Market Summary - May 2022

## Single-Family Homes

### St. Lucie County



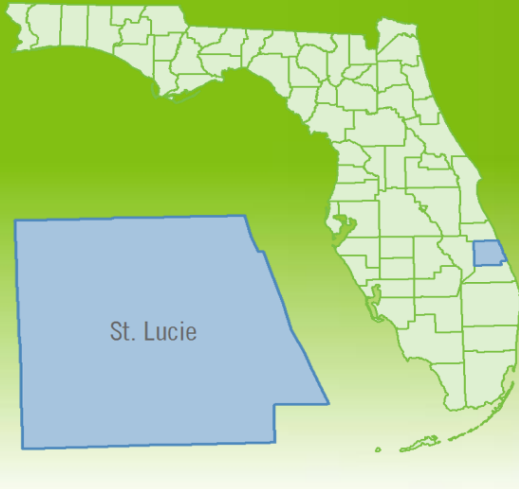
	May 2022	May 2021	Percent Change Year-over-Year
Closed Sales	671	656	2.3%
Paid in Cash	193	182	6.0%
Median Sale Price	\$390,000	\$299,000	30.4%
Average Sale Price	\$444,094	\$337,482	31.6%
Dollar Volume	\$298.0 Million	\$221.4 Million	34.6%
Med. Pct. of Orig. List Price Received	100.0%	100.0%	0.0%
Median Time to Contract	10 Days	9 Days	11.1%
Median Time to Sale	54 Days	56 Days	-3.6%
New Pending Sales	690	744	-7.3%
New Listings	869	766	13.4%
Pending Inventory	1,201	1,449	-17.1%
Inventory (Active Listings)	829	601	37.9%
Months Supply of Inventory	1.3	1.0	30.0%



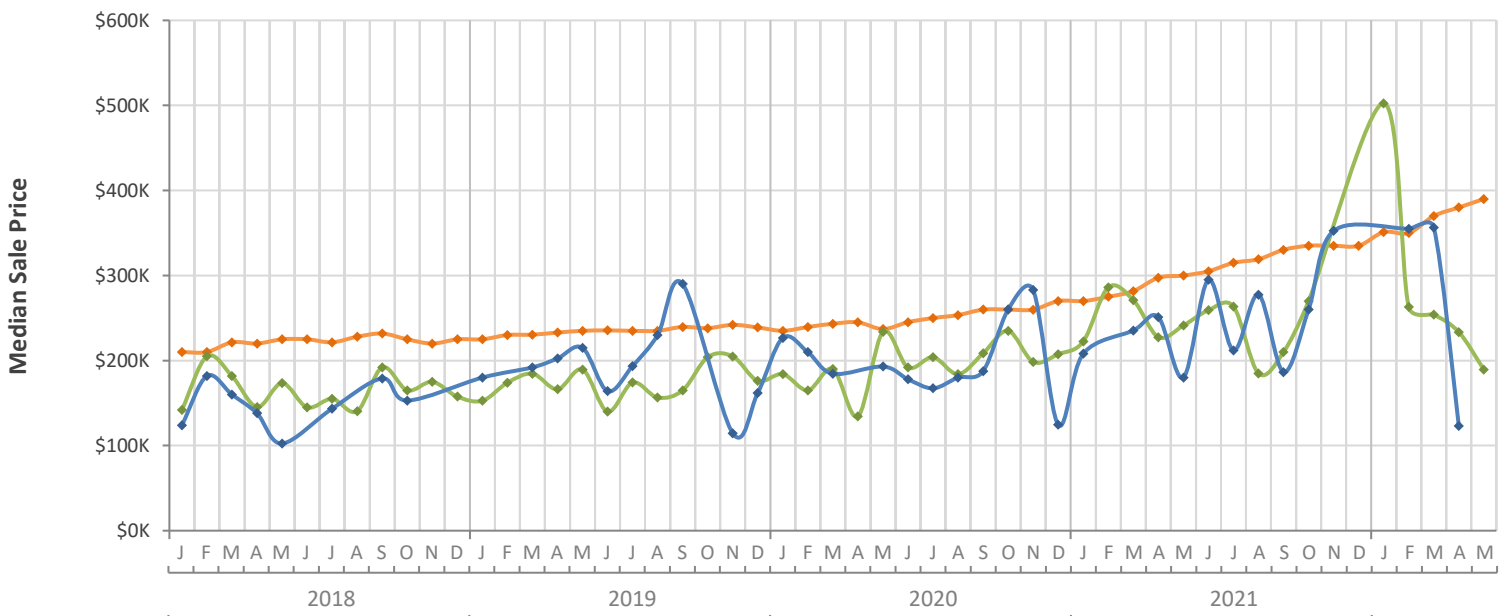
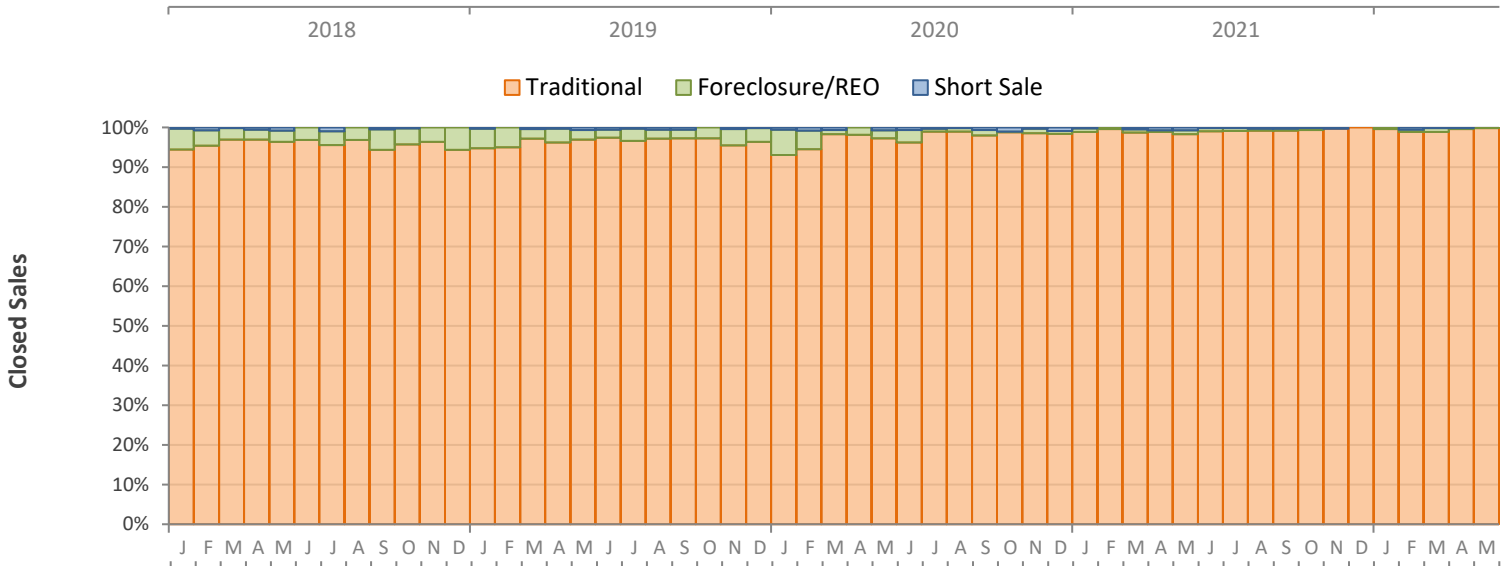
# Monthly Distressed Market - May 2022

## Single-Family Homes

### St. Lucie County



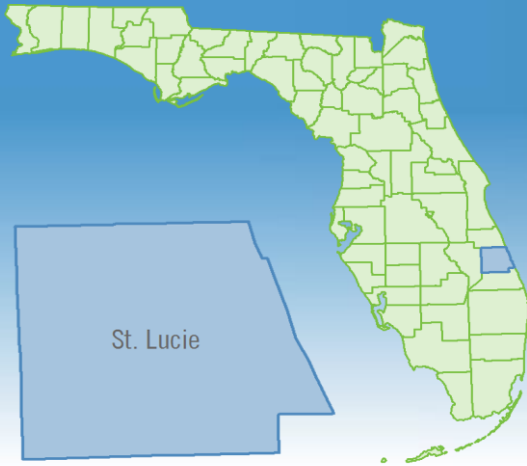
		May 2022	May 2021	Percent Change Year-over-Year
Traditional	Closed Sales	670	645	3.9%
	Median Sale Price	\$390,000	\$300,000	30.0%
Foreclosure/REO	Closed Sales	1	6	-83.3%
	Median Sale Price	\$189,500	\$241,250	-21.5%
Short Sale	Closed Sales	0	5	-100.0%
	Median Sale Price	(No Sales)	\$180,000	N/A



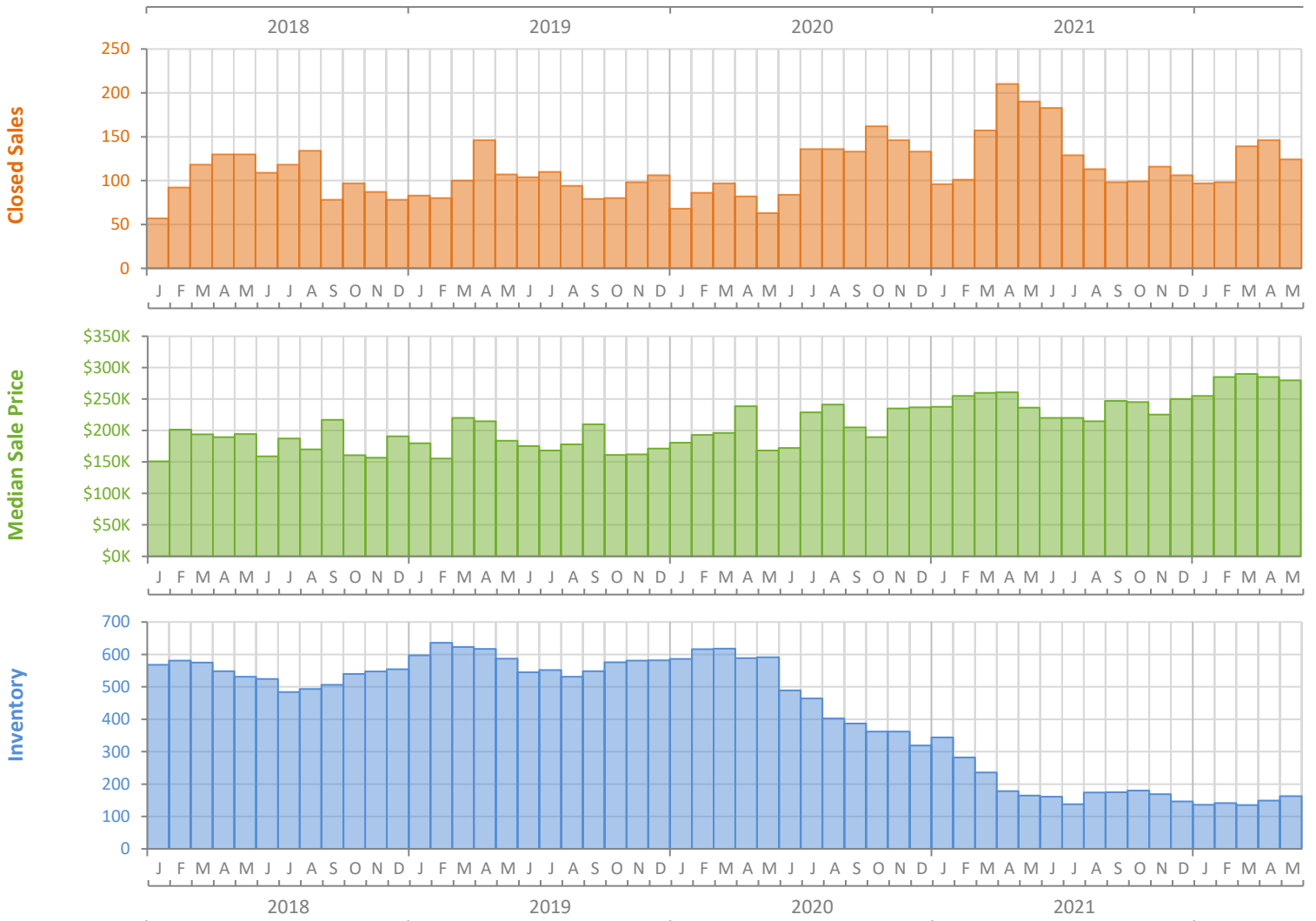
# Monthly Market Summary - May 2022

## Townhouses and Condos

### St. Lucie County



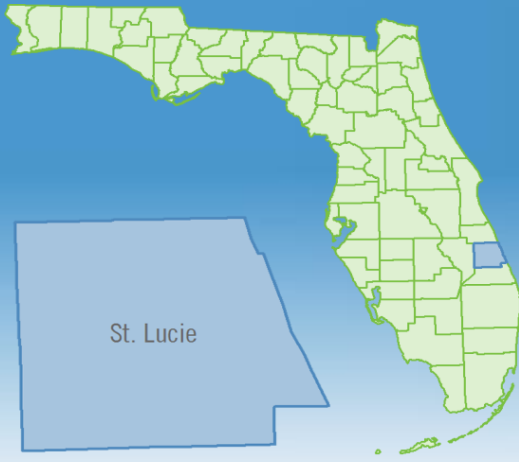
	May 2022	May 2021	Percent Change Year-over-Year
Closed Sales	124	190	-34.7%
Paid in Cash	67	92	-27.2%
Median Sale Price	\$280,000	\$236,450	18.4%
Average Sale Price	\$350,831	\$282,654	24.1%
Dollar Volume	\$43.5 Million	\$53.7 Million	-19.0%
Med. Pct. of Orig. List Price Received	100.0%	99.1%	0.9%
Median Time to Contract	9 Days	11 Days	-18.2%
Median Time to Sale	47 Days	54 Days	-13.0%
New Pending Sales	117	166	-29.5%
New Listings	139	163	-14.7%
Pending Inventory	158	244	-35.2%
Inventory (Active Listings)	163	164	-0.6%
Months Supply of Inventory	1.4	1.2	16.7%



# Monthly Distressed Market - May 2022

## Townhouses and Condos

### St. Lucie County



		May 2022	May 2021	Percent Change Year-over-Year
Traditional	Closed Sales	124	190	-34.7%
	Median Sale Price	\$280,000	\$236,450	18.4%
Foreclosure/REO	Closed Sales	0	0	N/A
	Median Sale Price	(No Sales)	(No Sales)	N/A
Short Sale	Closed Sales	0	0	N/A
	Median Sale Price	(No Sales)	(No Sales)	N/A

