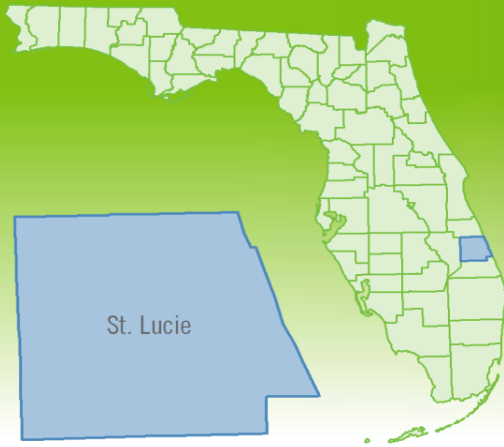


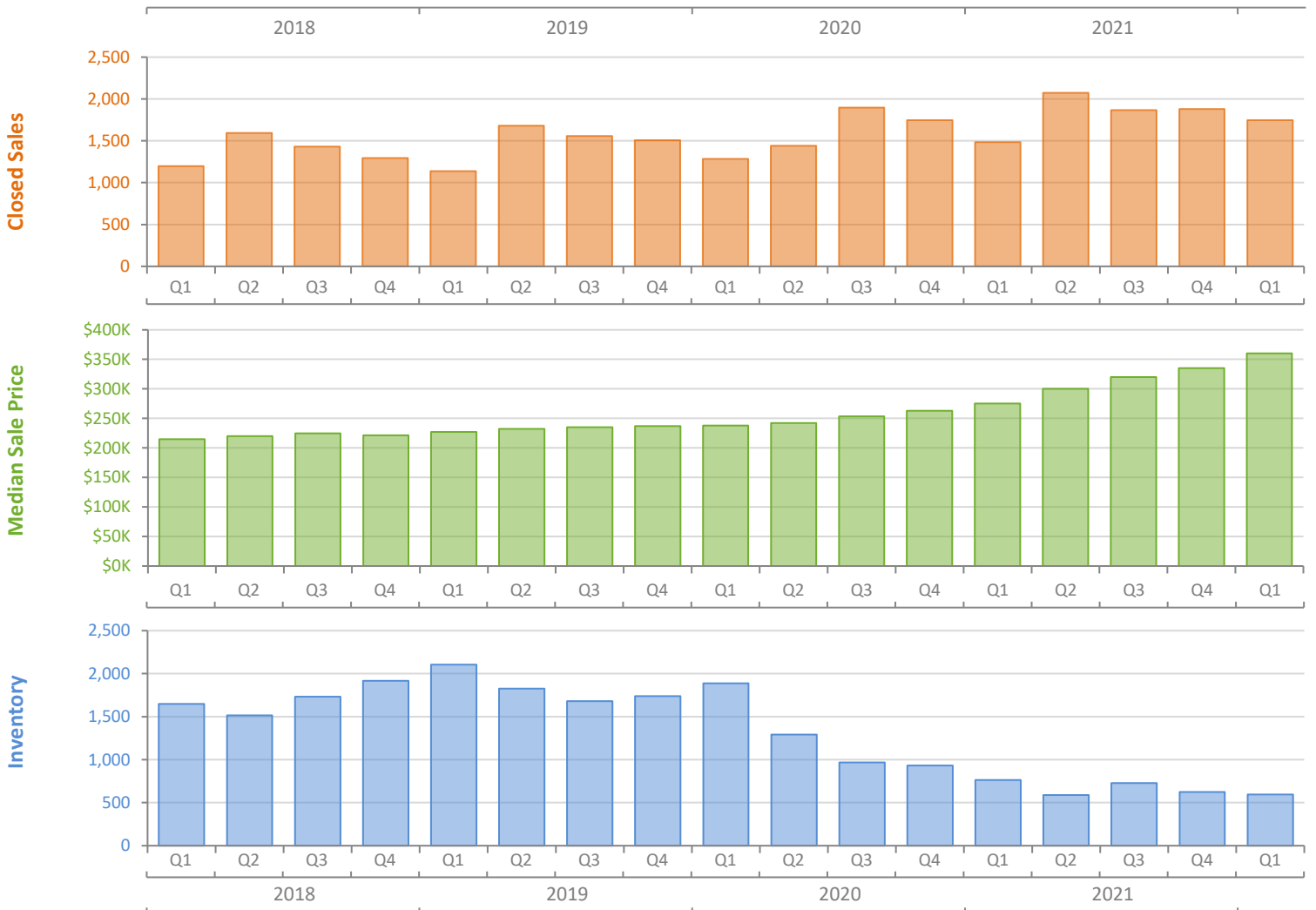
Quarterly Market Summary - Q1 2022

Single-Family Homes

St. Lucie County



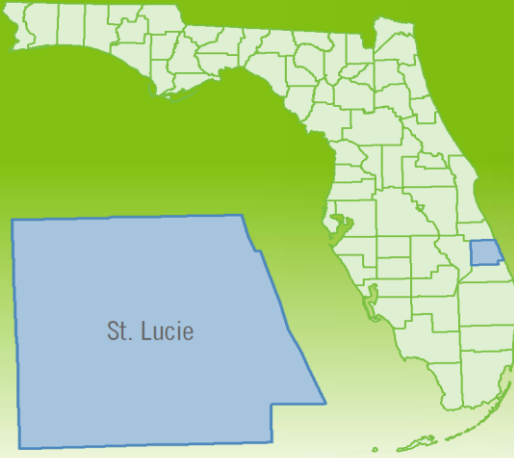
	Q1 2022	Q1 2021	Percent Change Year-over-Year
Closed Sales	1,748	1,484	17.8%
Paid in Cash	471	389	21.1%
Median Sale Price	\$359,900	\$275,000	30.9%
Average Sale Price	\$388,296	\$303,550	27.9%
Dollar Volume	\$678.7 Million	\$450.5 Million	50.7%
Med. Pct. of Orig. List Price Received	100.0%	99.6%	0.4%
Median Time to Contract	11 Days	14 Days	-21.4%
Median Time to Sale	59 Days	62 Days	-4.8%
New Pending Sales	2,106	2,156	-2.3%
New Listings	2,177	2,170	0.3%
Pending Inventory	1,346	1,785	-24.6%
Inventory (Active Listings)	594	765	-22.4%
Months Supply of Inventory	0.9	1.4	-35.7%



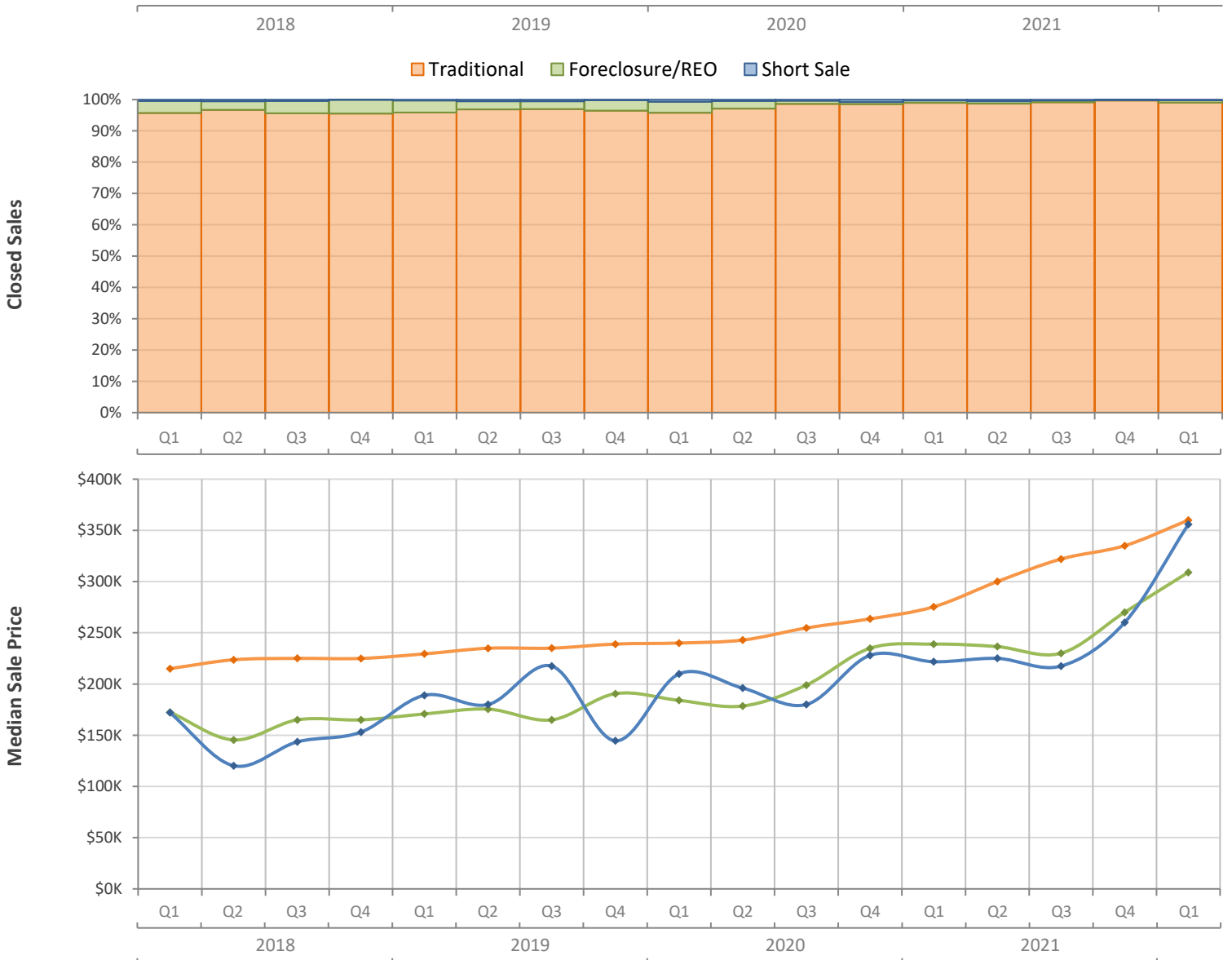
Quarterly Distressed Market - Q1 2022

Single-Family Homes

St. Lucie County



		Q1 2022	Q1 2021	Percent Change Year-over-Year
Traditional	Closed Sales	1,732	1,469	17.9%
	Median Sale Price	\$359,900	\$275,345	30.7%
Foreclosure/REO	Closed Sales	12	11	9.1%
	Median Sale Price	\$309,000	\$238,950	29.3%
Short Sale	Closed Sales	4	4	0.0%
	Median Sale Price	\$355,750	\$221,723	60.4%

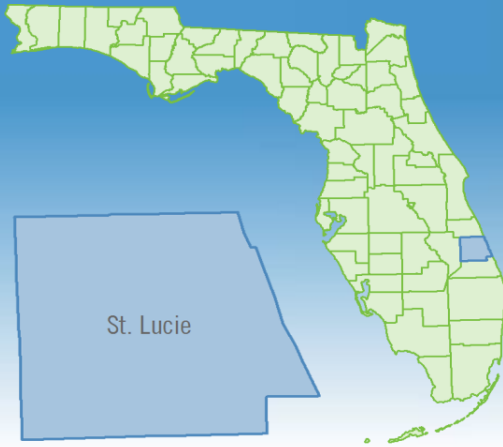


Produced by Florida REALTORS® with data provided by Florida's multiple listing services. Statistics for each month compiled from MLS feeds on the 15th day of the following month. Data released on Wednesday, April 20, 2022. Next data release is Wednesday, July 20, 2022.

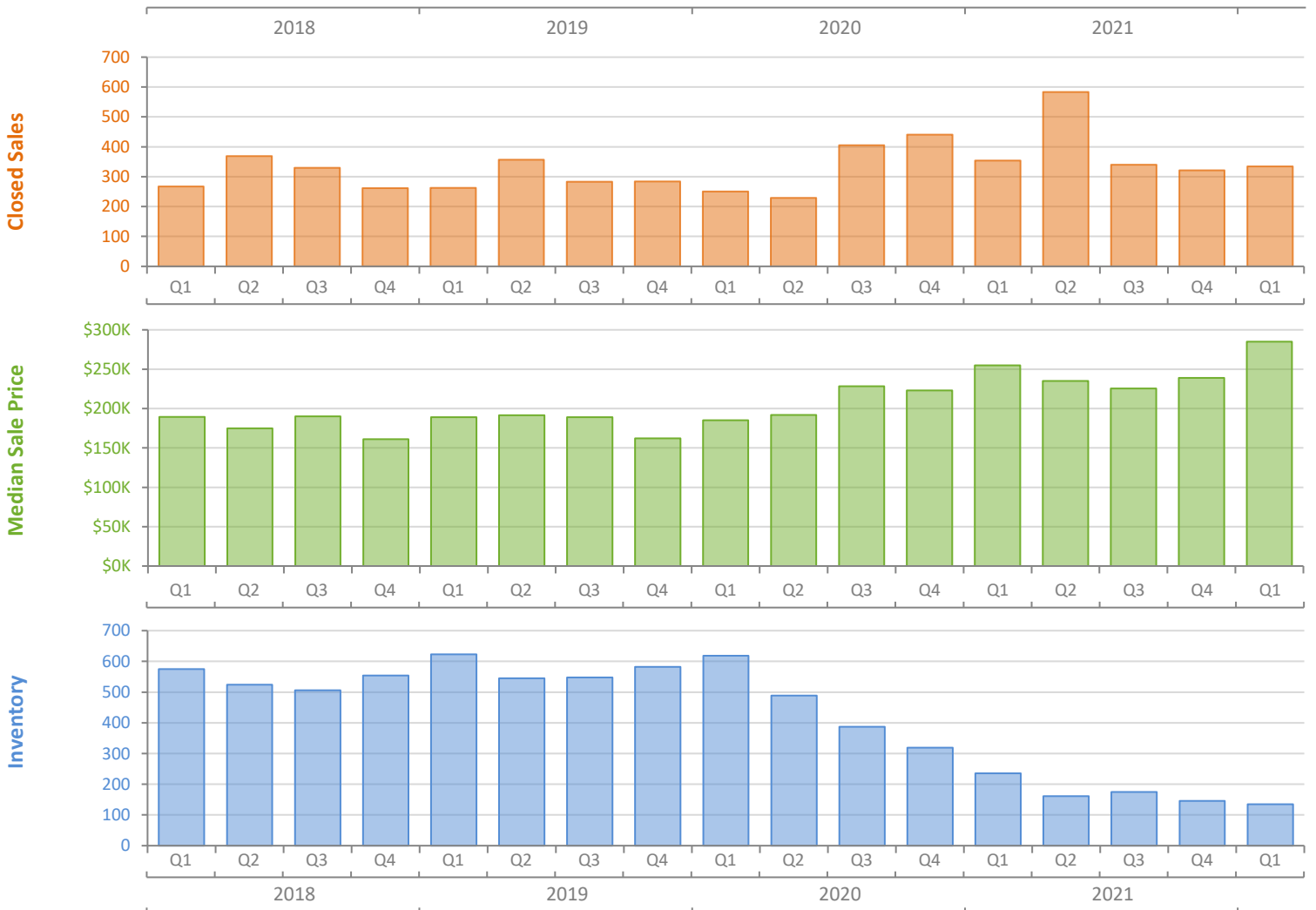
Quarterly Market Summary - Q1 2022

Townhouses and Condos

St. Lucie County



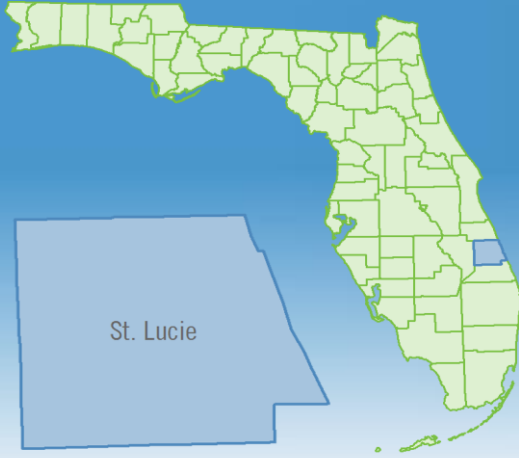
	Q1 2022	Q1 2021	Percent Change Year-over-Year
Closed Sales	334	354	-5.6%
Paid in Cash	171	190	-10.0%
Median Sale Price	\$285,000	\$255,000	11.8%
Average Sale Price	\$348,856	\$295,163	18.2%
Dollar Volume	\$116.5 Million	\$104.5 Million	11.5%
Med. Pct. of Orig. List Price Received	99.2%	96.8%	2.5%
Median Time to Contract	12 Days	27 Days	-55.6%
Median Time to Sale	52 Days	69 Days	-24.6%
New Pending Sales	412	544	-24.3%
New Listings	423	533	-20.6%
Pending Inventory	197	378	-47.9%
Inventory (Active Listings)	135	236	-42.8%
Months Supply of Inventory	1.0	2.0	-50.0%



Quarterly Distressed Market - Q1 2022

Townhouses and Condos

St. Lucie County



		Q1 2022	Q1 2021	Percent Change Year-over-Year
Traditional	Closed Sales	334	351	-4.8%
	Median Sale Price	\$285,000	\$255,000	11.8%
Foreclosure/REO	Closed Sales	0	1	-100.0%
	Median Sale Price	(No Sales)	\$95,000	N/A
Short Sale	Closed Sales	0	2	-100.0%
	Median Sale Price	(No Sales)	\$194,400	N/A

