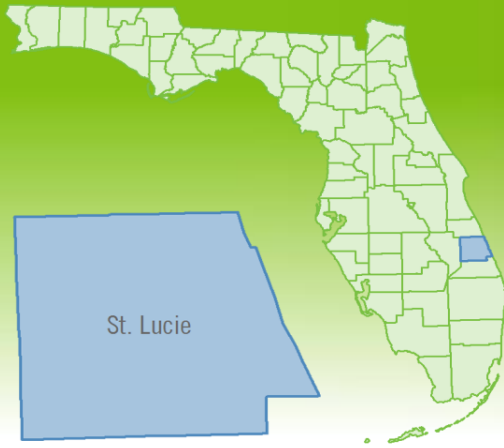


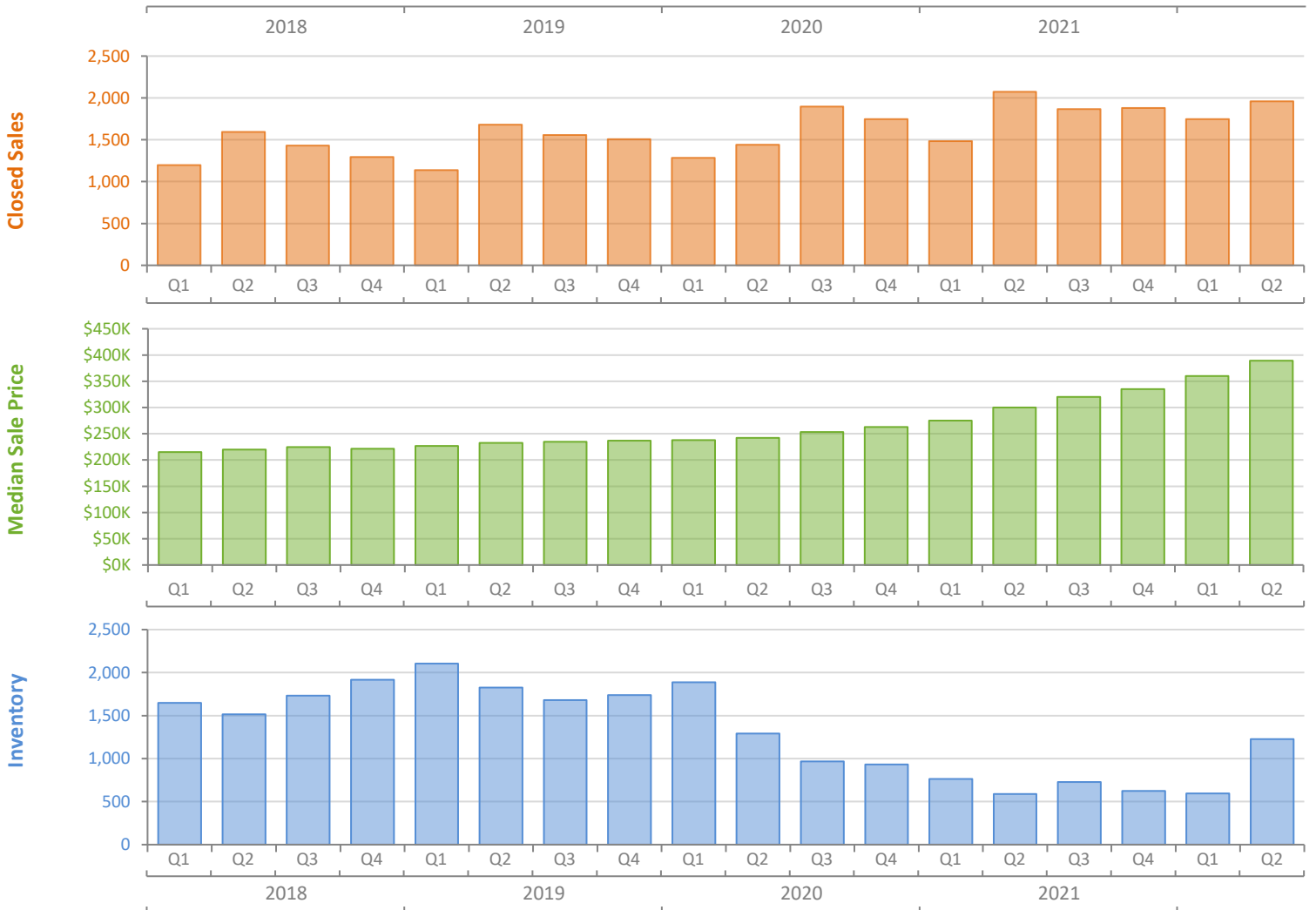
Quarterly Market Summary - Q2 2022

Single-Family Homes

St. Lucie County



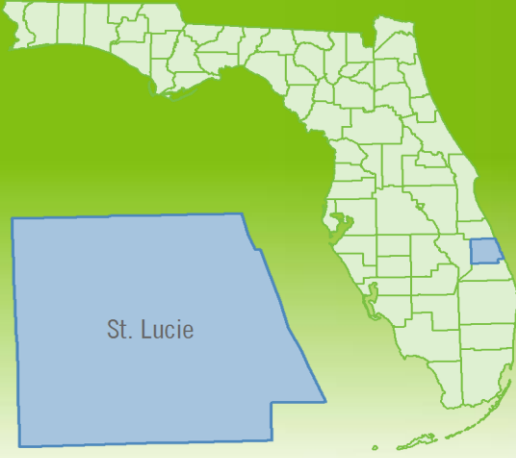
	Q2 2022	Q2 2021	Percent Change Year-over-Year
Closed Sales	1,961	2,073	-5.4%
Paid in Cash	553	569	-2.8%
Median Sale Price	\$389,000	\$300,000	29.7%
Average Sale Price	\$425,376	\$331,273	28.4%
Dollar Volume	\$834.2 Million	\$686.7 Million	21.5%
Med. Pct. of Orig. List Price Received	100.0%	100.0%	0.0%
Median Time to Contract	9 Days	9 Days	0.0%
Median Time to Sale	53 Days	56 Days	-5.4%
New Pending Sales	1,926	2,258	-14.7%
New Listings	2,611	2,279	14.6%
Pending Inventory	1,054	1,382	-23.7%
Inventory (Active Listings)	1,228	589	108.5%
Months Supply of Inventory	2.0	1.0	100.0%



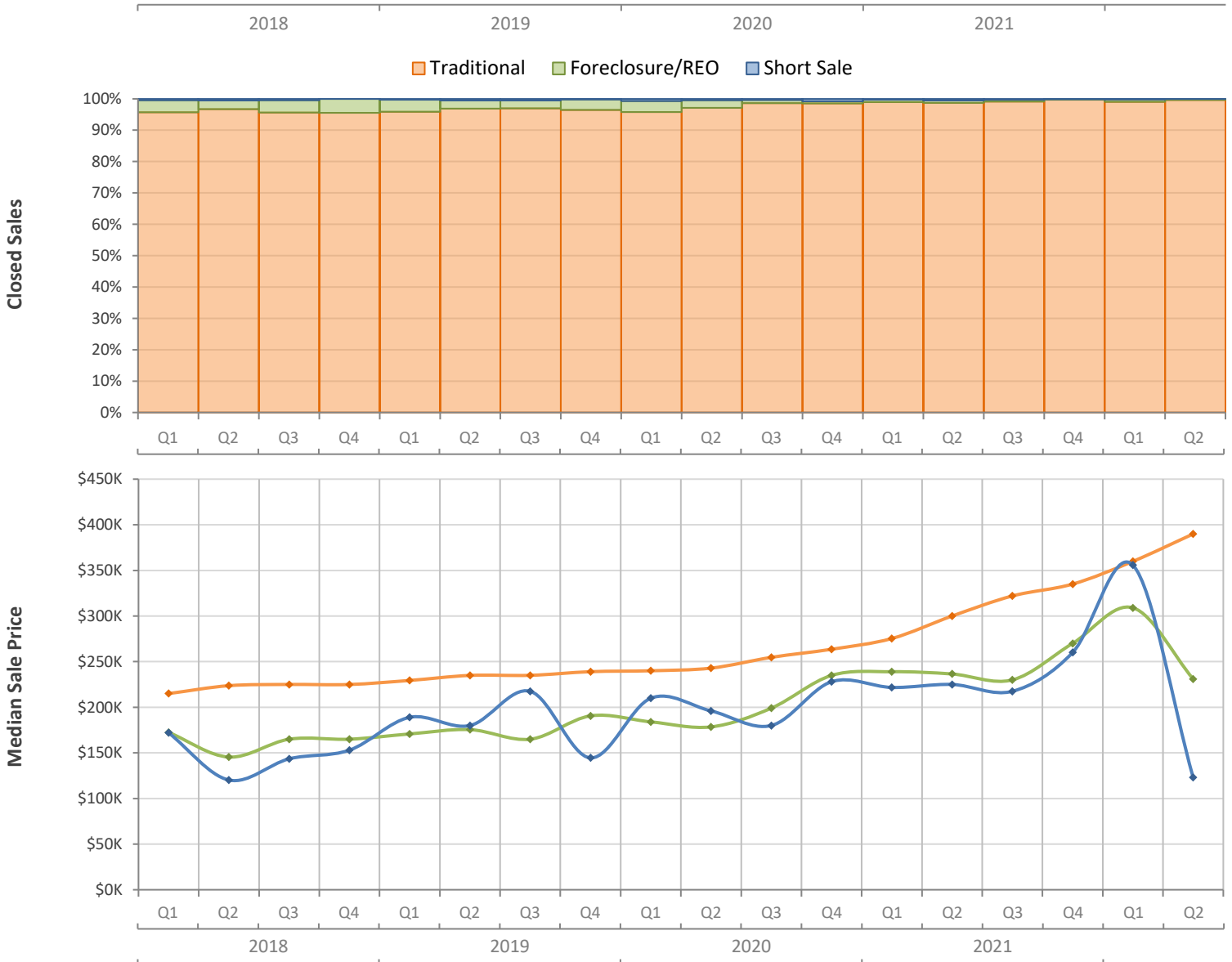
Quarterly Distressed Market - Q2 2022

Single-Family Homes

St. Lucie County



		Q2 2022	Q2 2021	Percent Change Year-over-Year
Traditional	Closed Sales	1,954	2,047	-4.5%
	Median Sale Price	\$389,925	\$300,000	30.0%
Foreclosure/REO	Closed Sales	6	15	-60.0%
	Median Sale Price	\$231,000	\$236,500	-2.3%
Short Sale	Closed Sales	1	11	-90.9%
	Median Sale Price	\$123,000	\$225,000	-45.3%

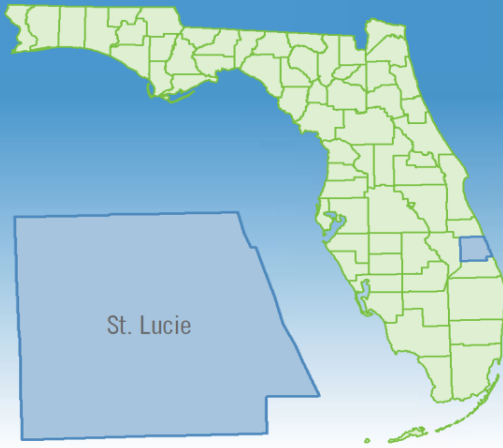


Produced by Florida REALTORS® with data provided by Florida's multiple listing services. Statistics for each month compiled from MLS feeds on the 15th day of the following month. Data released on Wednesday, July 20, 2022. Next data release is Thursday, October 20, 2022.

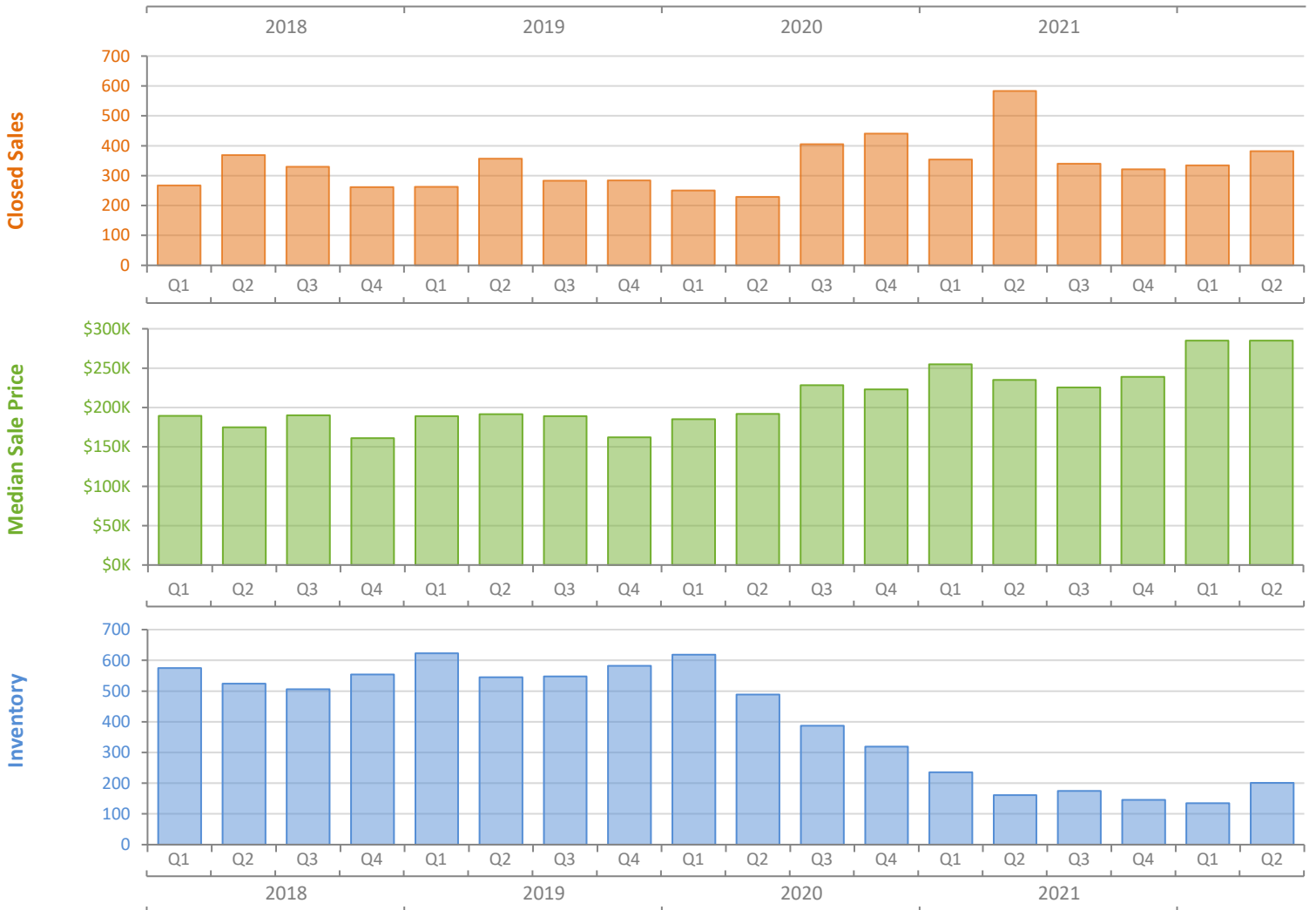
Quarterly Market Summary - Q2 2022

Townhouses and Condos

St. Lucie County



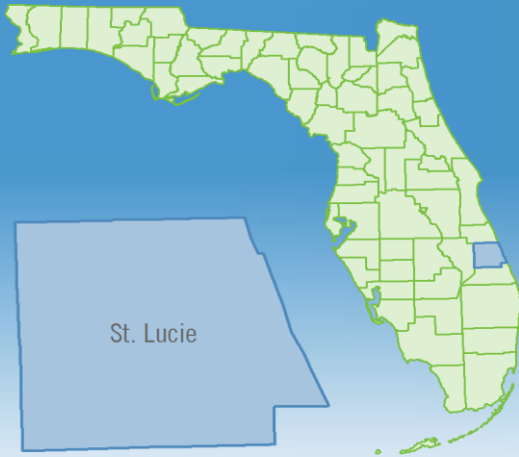
	Q2 2022	Q2 2021	Percent Change Year-over-Year
Closed Sales	382	583	-34.5%
Paid in Cash	221	292	-24.3%
Median Sale Price	\$285,000	\$235,000	21.3%
Average Sale Price	\$374,222	\$289,081	29.5%
Dollar Volume	\$143.0 Million	\$168.5 Million	-15.2%
Med. Pct. of Orig. List Price Received	99.8%	99.0%	0.8%
Median Time to Contract	12 Days	12 Days	0.0%
Median Time to Sale	51 Days	56 Days	-8.9%
New Pending Sales	337	485	-30.5%
New Listings	423	461	-8.2%
Pending Inventory	121	181	-33.1%
Inventory (Active Listings)	201	161	24.8%
Months Supply of Inventory	1.8	1.1	63.6%



Quarterly Distressed Market - Q2 2022

Townhouses and Condos

St. Lucie County



		Q2 2022	Q2 2021	Percent Change Year-over-Year
Traditional	Closed Sales	379	583	-35.0%
	Median Sale Price	\$285,000	\$235,000	21.3%
Foreclosure/REO	Closed Sales	3	0	N/A
	Median Sale Price	\$165,000	(No Sales)	N/A
Short Sale	Closed Sales	0	0	N/A
	Median Sale Price	(No Sales)	(No Sales)	N/A

