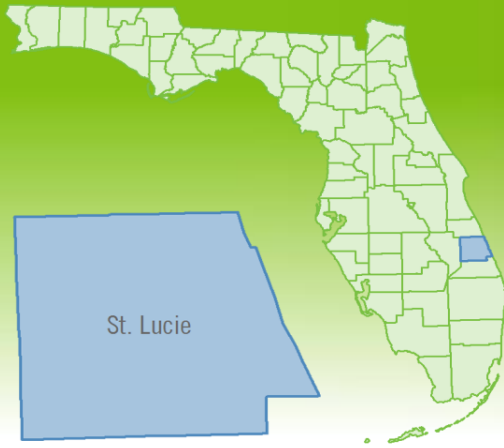


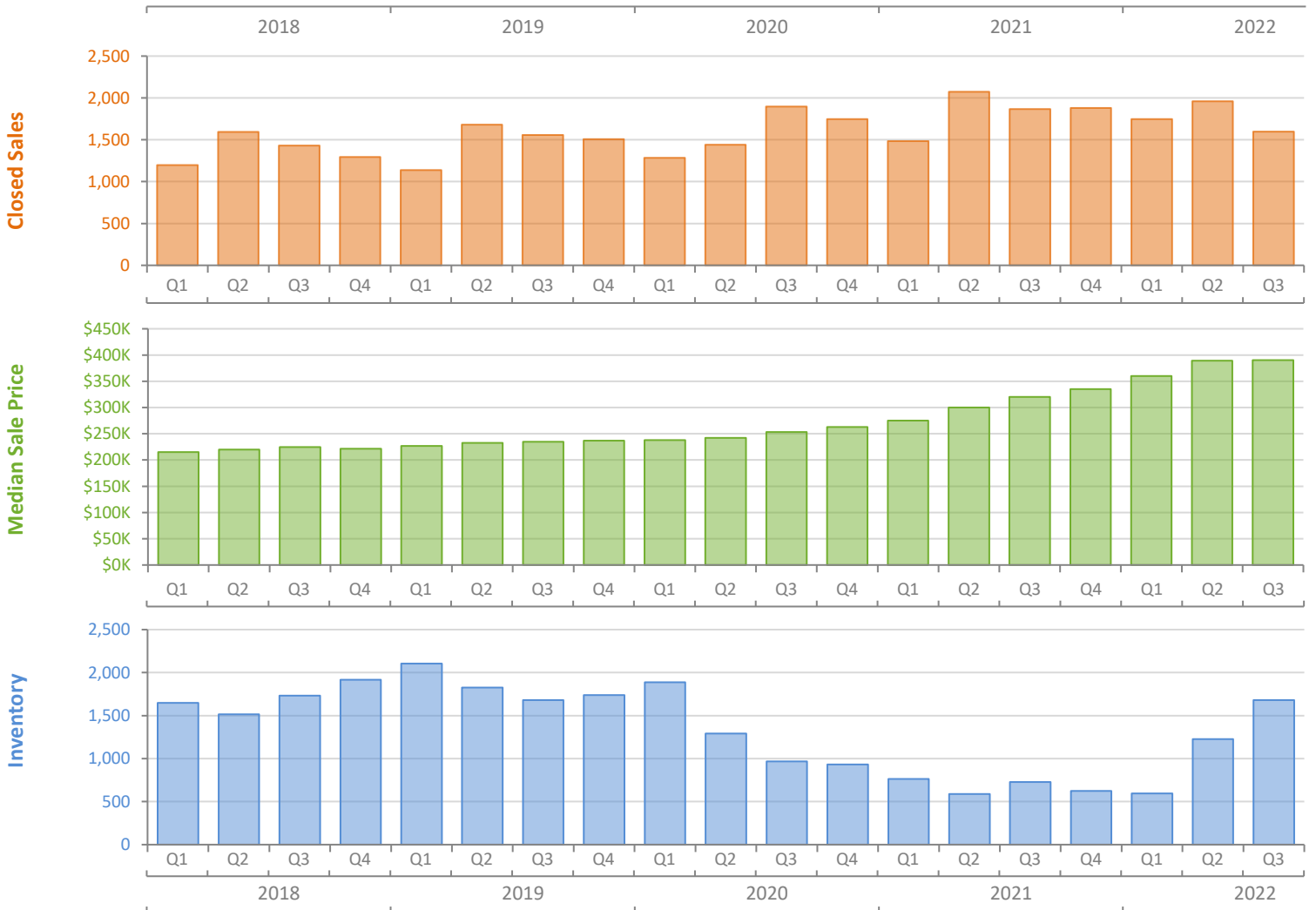
Quarterly Market Summary - Q3 2022

Single-Family Homes

St. Lucie County



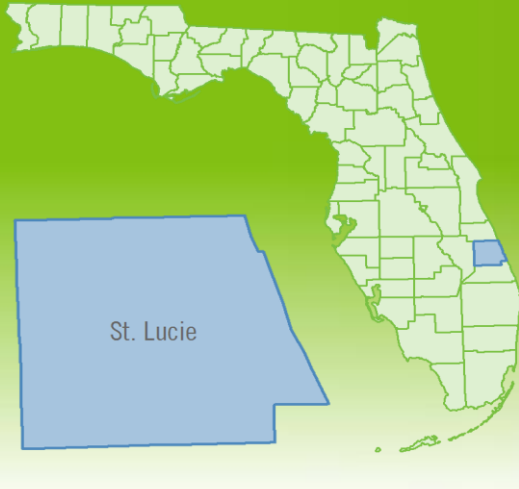
	Q3 2022	Q3 2021	Percent Change Year-over-Year
Closed Sales	1,599	1,866	-14.3%
Paid in Cash	402	485	-17.1%
Median Sale Price	\$390,520	\$320,000	22.0%
Average Sale Price	\$418,580	\$342,191	22.3%
Dollar Volume	\$669.3 Million	\$638.5 Million	4.8%
Med. Pct. of Orig. List Price Received	99.4%	100.0%	-0.6%
Median Time to Contract	16 Days	9 Days	77.8%
Median Time to Sale	62 Days	53 Days	17.0%
New Pending Sales	1,612	2,052	-21.4%
New Listings	2,326	2,229	4.4%
Pending Inventory	834	1,357	-38.5%
Inventory (Active Listings)	1,681	727	131.2%
Months Supply of Inventory	2.8	1.2	133.3%



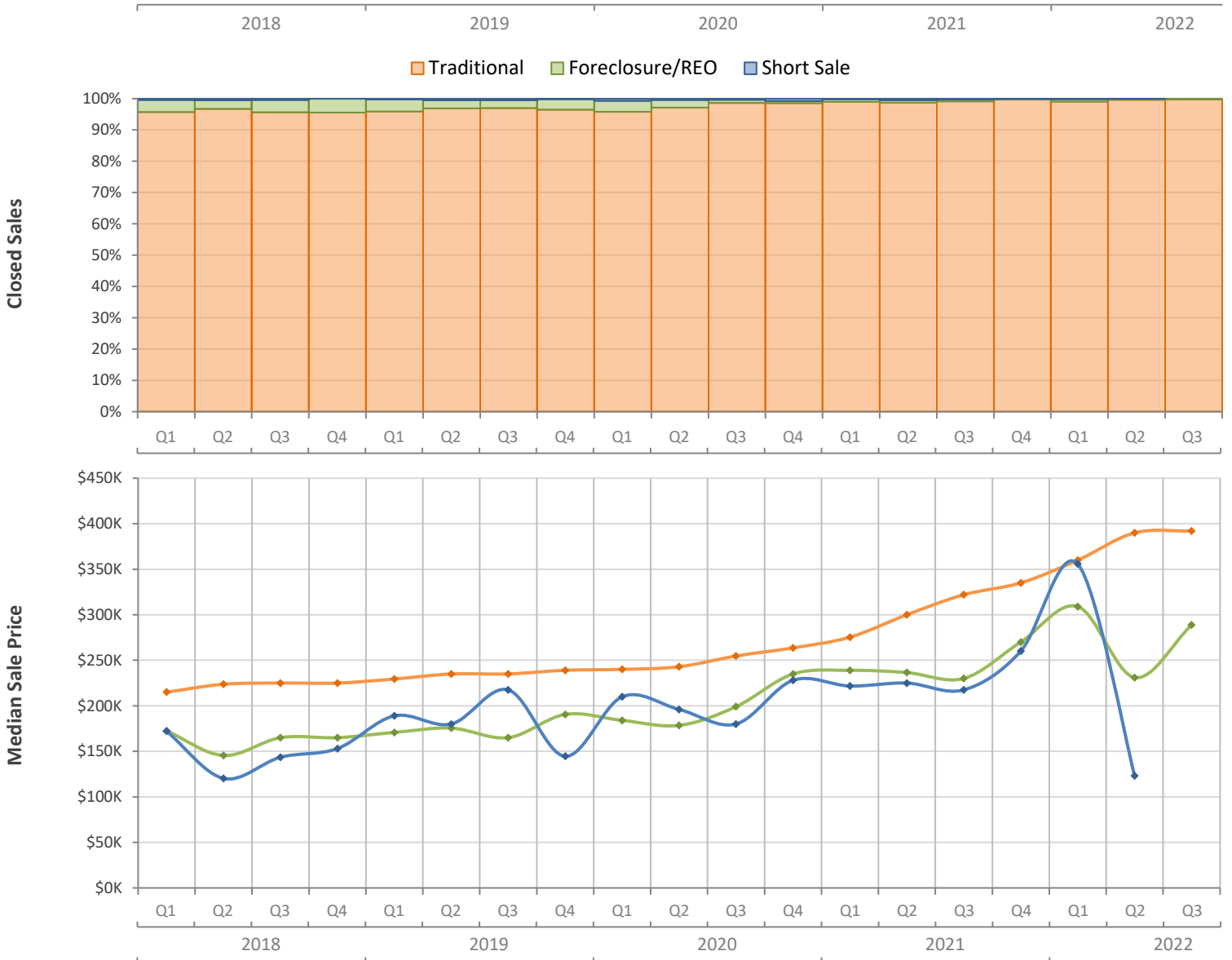
Quarterly Distressed Market - Q3 2022

Single-Family Homes

St. Lucie County



		Q3 2022	Q3 2021	Percent Change Year-over-Year
Traditional	Closed Sales	1,594	1,850	-13.8%
	Median Sale Price	\$391,963	\$322,000	21.7%
Foreclosure/REO	Closed Sales	5	11	-54.5%
	Median Sale Price	\$288,750	\$230,000	25.5%
Short Sale	Closed Sales	0	5	-100.0%
	Median Sale Price	(No Sales)	\$217,500	N/A

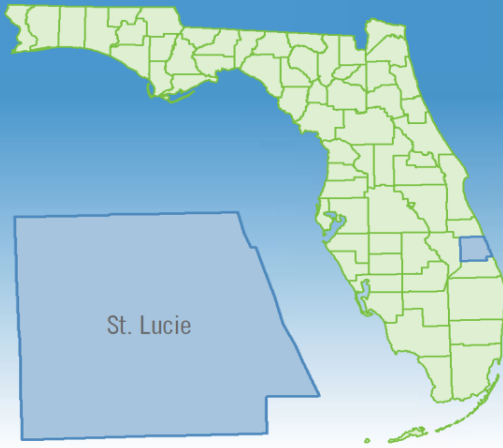


Produced by Florida REALTORS® with data provided by Florida's multiple listing services. Statistics for each month compiled from MLS feeds on the 15th day of the following month. Data released on Thursday, October 20, 2022. Next data release is TBD.

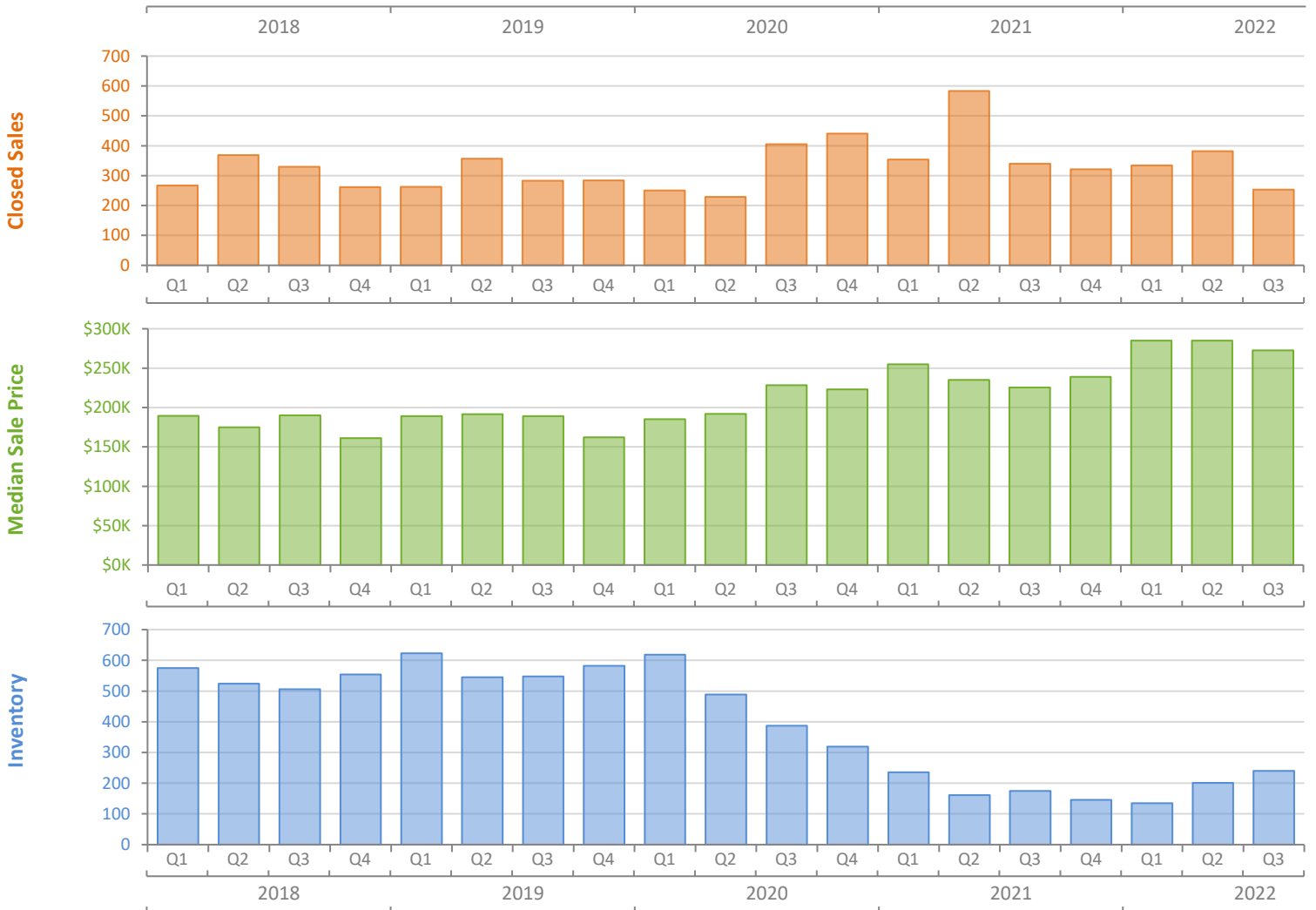
Quarterly Market Summary - Q3 2022

Townhouses and Condos

St. Lucie County



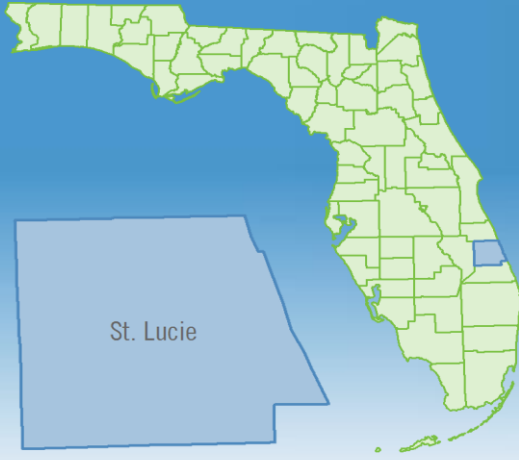
	Q3 2022	Q3 2021	Percent Change Year-over-Year
Closed Sales	253	340	-25.6%
Paid in Cash	125	199	-37.2%
Median Sale Price	\$272,500	\$225,500	20.8%
Average Sale Price	\$334,329	\$304,542	9.8%
Dollar Volume	\$84.6 Million	\$103.5 Million	-18.3%
Med. Pct. of Orig. List Price Received	97.0%	100.0%	-3.0%
Median Time to Contract	20 Days	8 Days	150.0%
Median Time to Sale	53 Days	49 Days	8.2%
New Pending Sales	264	346	-23.7%
New Listings	351	400	-12.3%
Pending Inventory	110	162	-32.1%
Inventory (Active Listings)	240	175	37.1%
Months Supply of Inventory	2.2	1.2	83.3%



Quarterly Distressed Market - Q3 2022

Townhouses and Condos

St. Lucie County



		Q3 2022	Q3 2021	Percent Change Year-over-Year
Traditional	Closed Sales	251	334	-24.9%
	Median Sale Price	\$270,000	\$226,875	19.0%
Foreclosure/REO	Closed Sales	2	6	-66.7%
	Median Sale Price	\$442,500	\$137,112	222.7%
Short Sale	Closed Sales	0	0	N/A
	Median Sale Price	(No Sales)	(No Sales)	N/A

