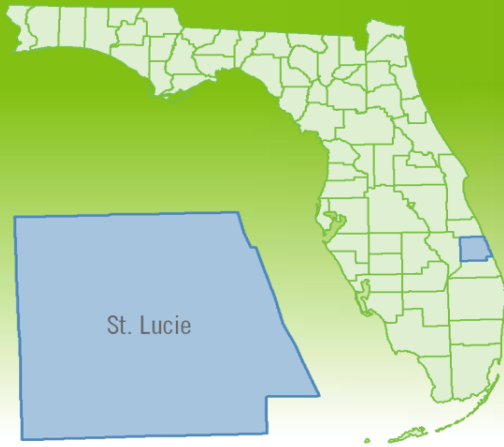


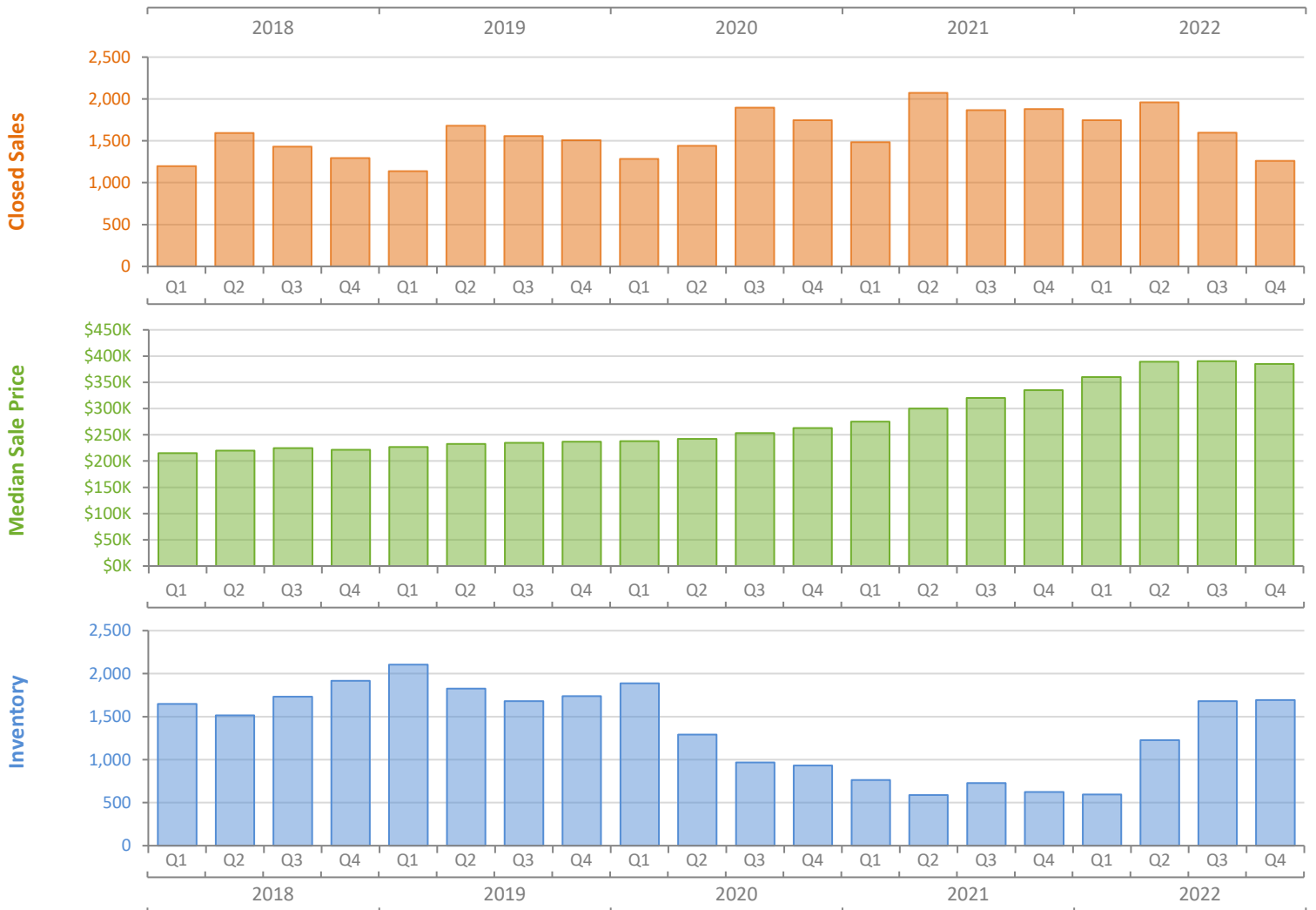
Quarterly Market Summary - Q4 2022

Single-Family Homes

St. Lucie County



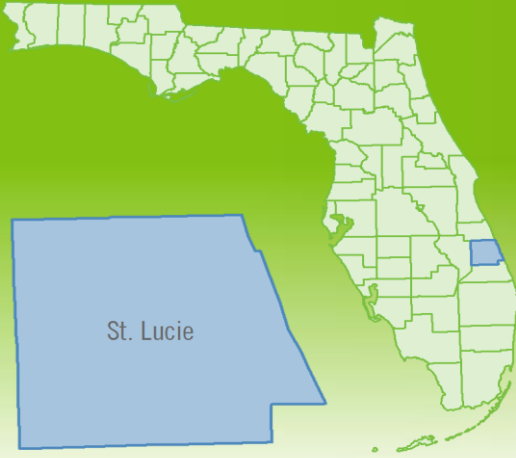
	Q4 2022	Q4 2021	Percent Change Year-over-Year
Closed Sales	1,261	1,879	-32.9%
Paid in Cash	335	471	-28.9%
Median Sale Price	\$384,950	\$335,000	14.9%
Average Sale Price	\$398,204	\$372,469	6.9%
Dollar Volume	\$502.1 Million	\$699.9 Million	-28.3%
Med. Pct. of Orig. List Price Received	96.3%	100.0%	-3.7%
Median Time to Contract	33 Days	10 Days	230.0%
Median Time to Sale	79 Days	55 Days	43.6%
New Pending Sales	1,270	1,965	-35.4%
New Listings	1,656	1,954	-15.3%
Pending Inventory	650	1,219	-46.7%
Inventory (Active Listings)	1,692	625	170.7%
Months Supply of Inventory	3.1	1.0	210.0%



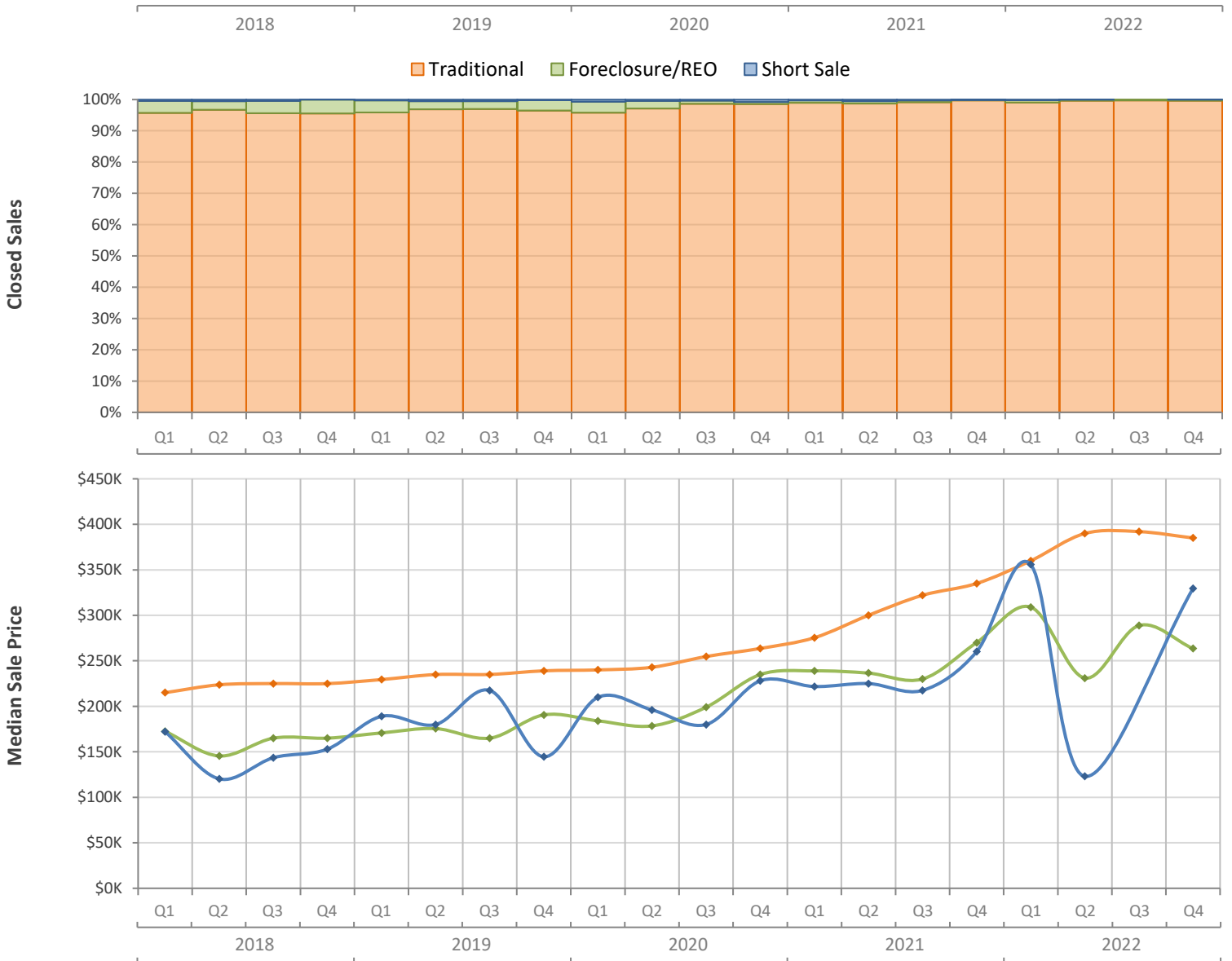
Quarterly Distressed Market - Q4 2022

Single-Family Homes

St. Lucie County



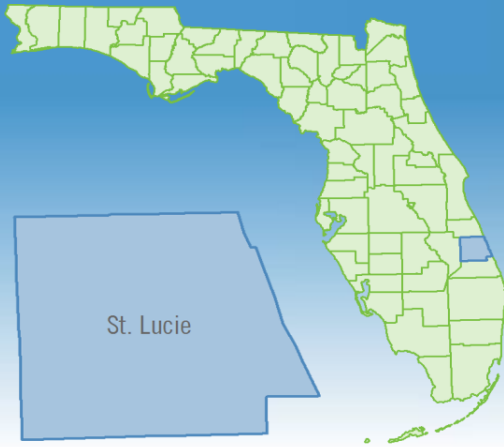
		Q4 2022	Q4 2021	Percent Change Year-over-Year
Traditional	Closed Sales	1,256	1,873	-32.9%
	Median Sale Price	\$385,000	\$335,000	14.9%
Foreclosure/REO	Closed Sales	4	3	33.3%
	Median Sale Price	\$263,451	\$270,000	-2.4%
Short Sale	Closed Sales	1	3	-66.7%
	Median Sale Price	\$329,500	\$260,000	26.7%



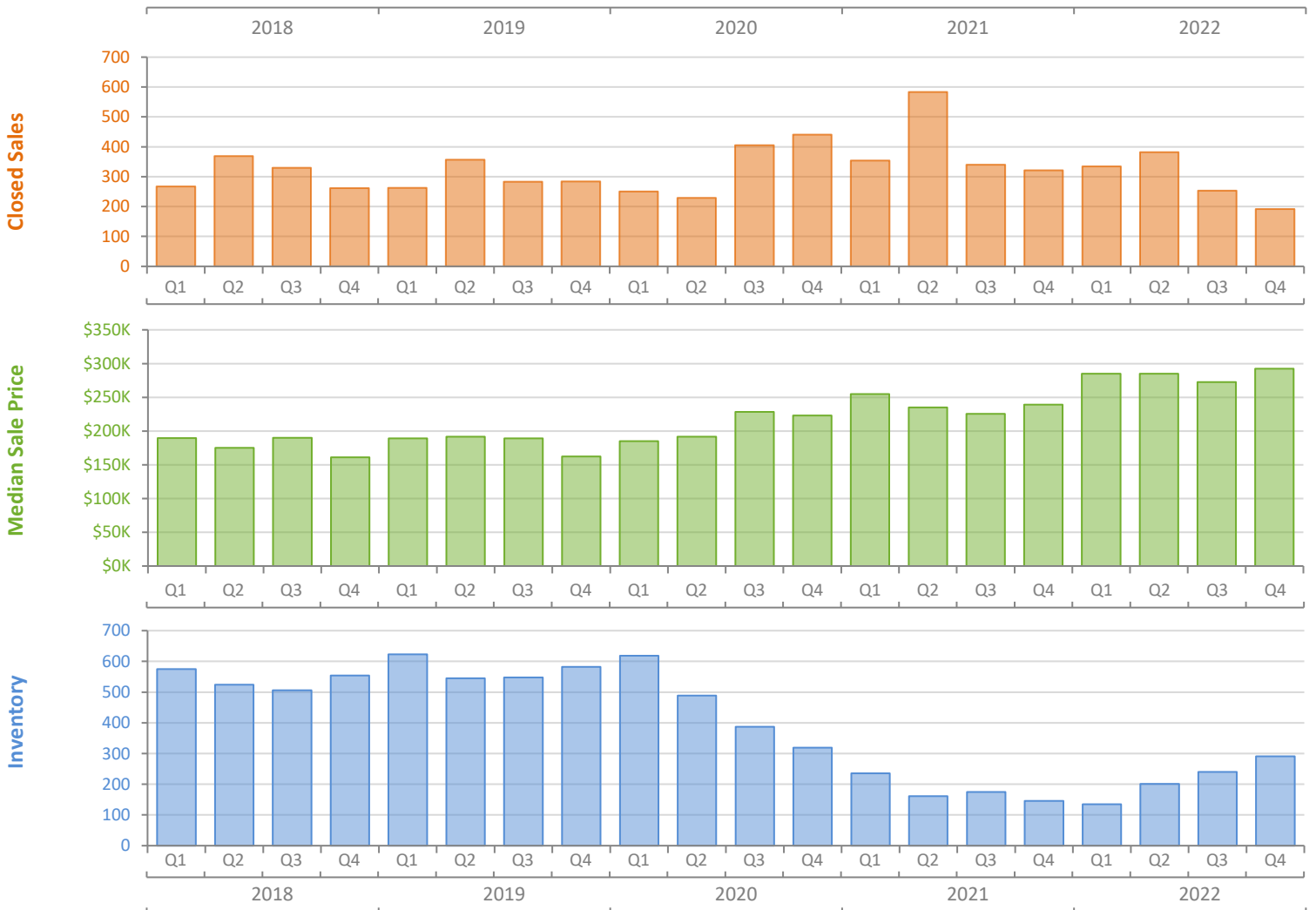
Quarterly Market Summary - Q4 2022

Townhouses and Condos

St. Lucie County



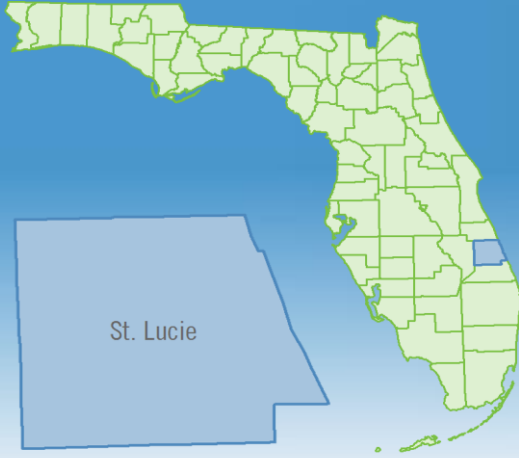
	Q4 2022	Q4 2021	Percent Change Year-over-Year
Closed Sales	192	321	-40.2%
Paid in Cash	107	171	-37.4%
Median Sale Price	\$292,500	\$239,000	22.4%
Average Sale Price	\$370,489	\$310,944	19.1%
Dollar Volume	\$71.1 Million	\$99.8 Million	-28.7%
Med. Pct. of Orig. List Price Received	94.7%	98.4%	-3.8%
Median Time to Contract	29 Days	11 Days	163.6%
Median Time to Sale	66 Days	52 Days	26.9%
New Pending Sales	198	324	-38.9%
New Listings	299	326	-8.3%
Pending Inventory	96	133	-27.8%
Inventory (Active Listings)	291	146	99.3%
Months Supply of Inventory	3.0	1.1	172.7%



Quarterly Distressed Market - Q4 2022

Townhouses and Condos

St. Lucie County



		Q4 2022	Q4 2021	Percent Change Year-over-Year
Traditional	Closed Sales	192	319	-39.8%
	Median Sale Price	\$292,500	\$240,000	21.9%
Foreclosure/REO	Closed Sales	0	2	-100.0%
	Median Sale Price	(No Sales)	\$147,003	N/A
Short Sale	Closed Sales	0	0	N/A
	Median Sale Price	(No Sales)	(No Sales)	N/A

