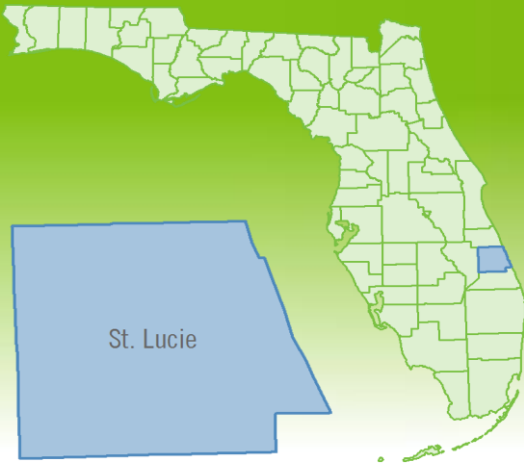


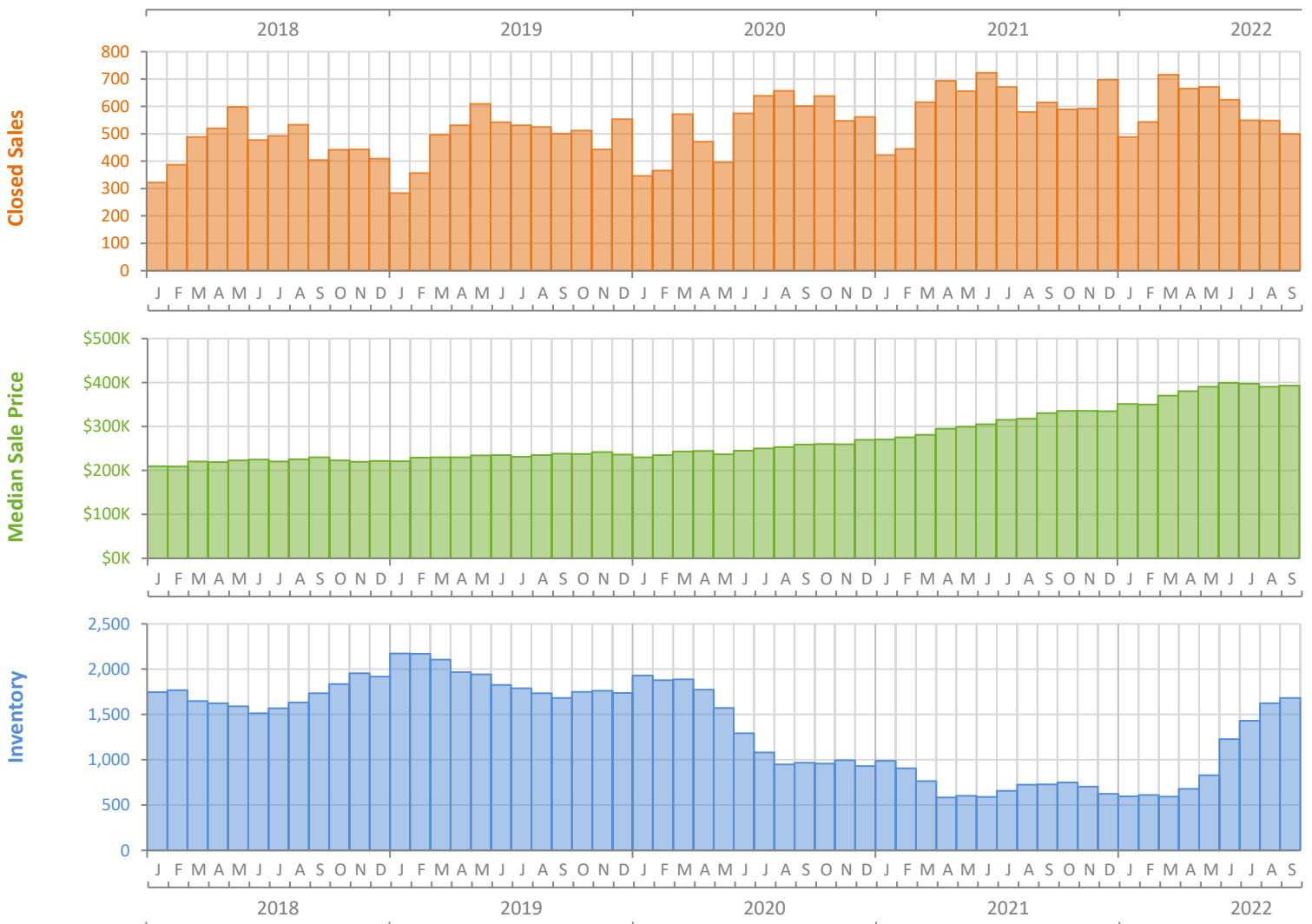
Monthly Market Summary - September 2022

Single-Family Homes

St. Lucie County



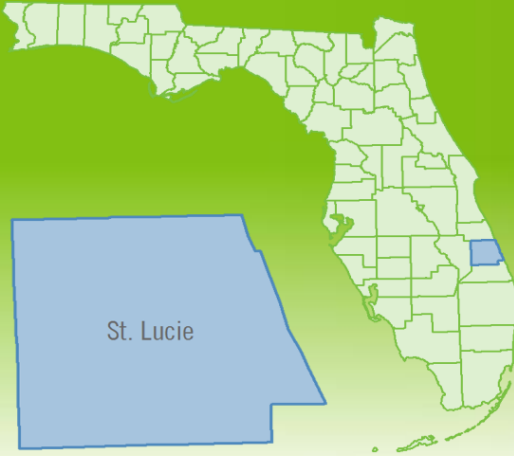
	September 2022	September 2021	Percent Change Year-over-Year
Closed Sales	500	615	-18.7%
Paid in Cash	143	168	-14.9%
Median Sale Price	\$392,590	\$330,000	19.0%
Average Sale Price	\$414,736	\$357,579	16.0%
Dollar Volume	\$207.4 Million	\$219.9 Million	-5.7%
Med. Pct. of Orig. List Price Received	97.7%	100.0%	-2.3%
Median Time to Contract	22 Days	9 Days	144.4%
Median Time to Sale	65 Days	51 Days	27.5%
New Pending Sales	499	737	-32.3%
New Listings	669	748	-10.6%
Pending Inventory	834	1,357	-38.5%
Inventory (Active Listings)	1,681	727	131.2%
Months Supply of Inventory	2.8	1.2	133.3%



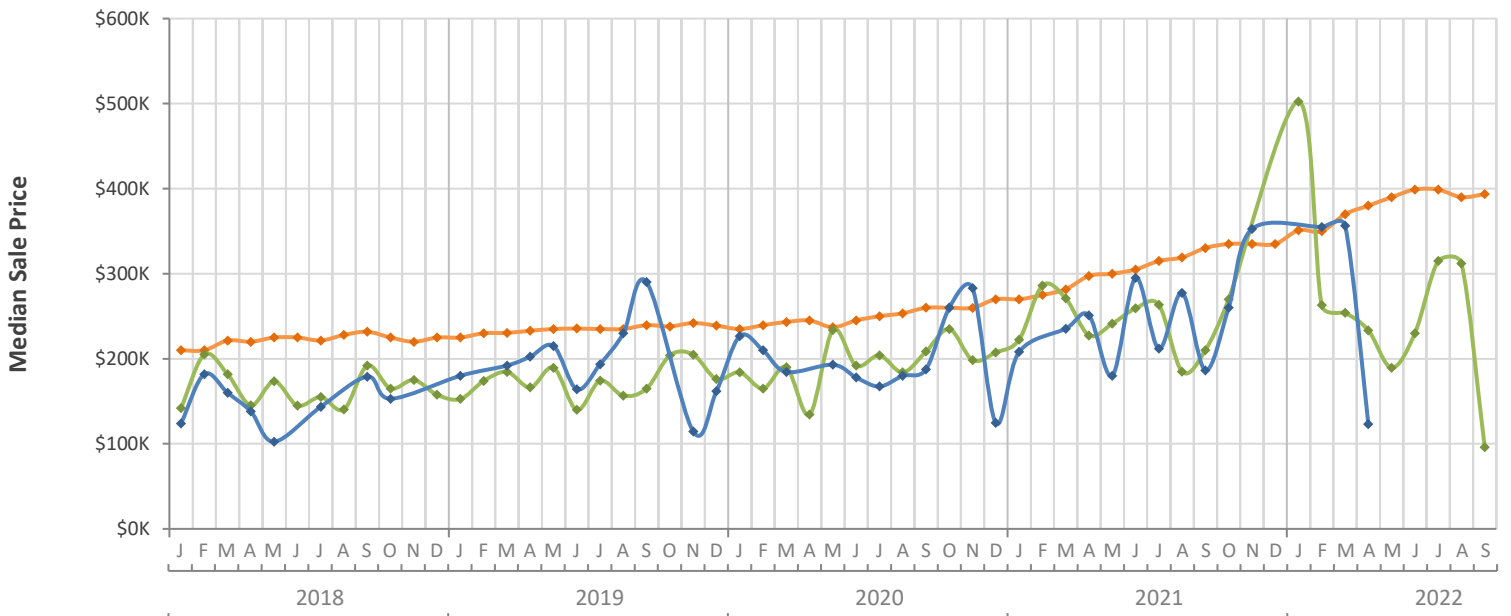
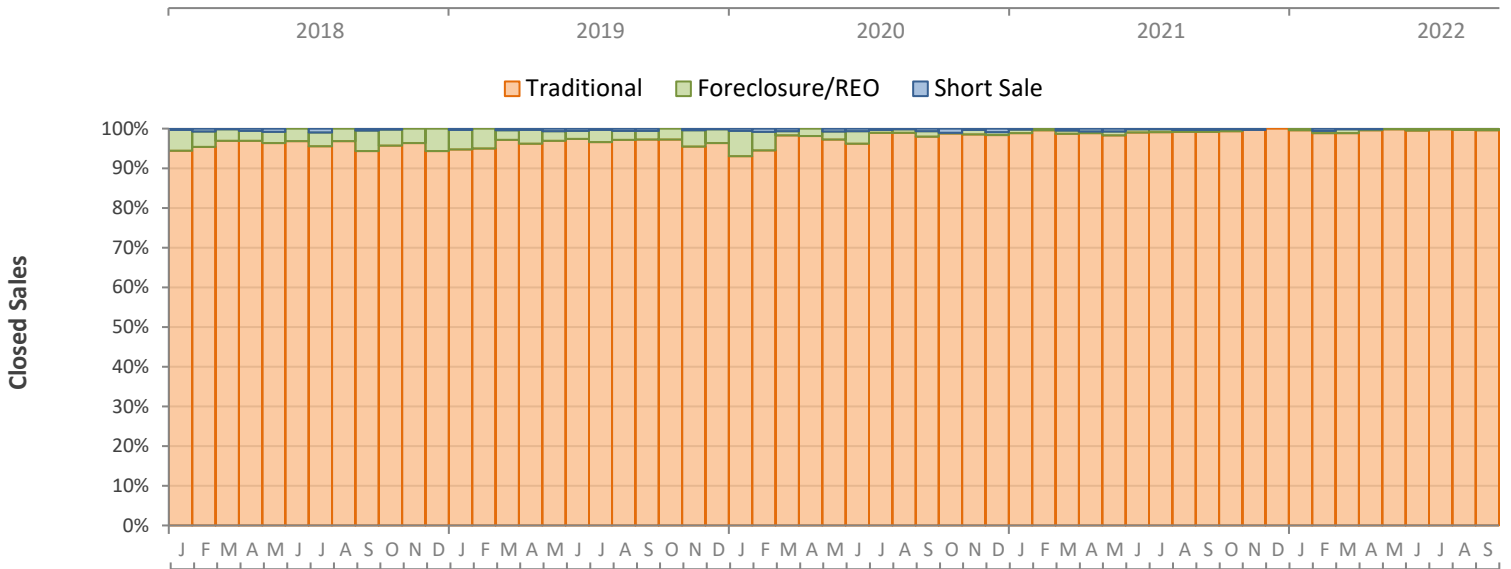
Monthly Distressed Market - September 2022

Single-Family Homes

St. Lucie County



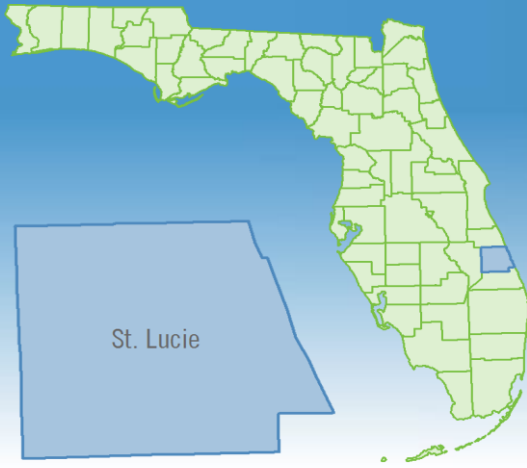
		September 2022	September 2021	Percent Change Year-over-Year
Traditional	Closed Sales	498	610	-18.4%
	Median Sale Price	\$393,540	\$330,250	19.2%
Foreclosure/REO	Closed Sales	2	3	-33.3%
	Median Sale Price	\$96,000	\$210,000	-54.3%
Short Sale	Closed Sales	0	2	-100.0%
	Median Sale Price	(No Sales)	\$186,500	N/A



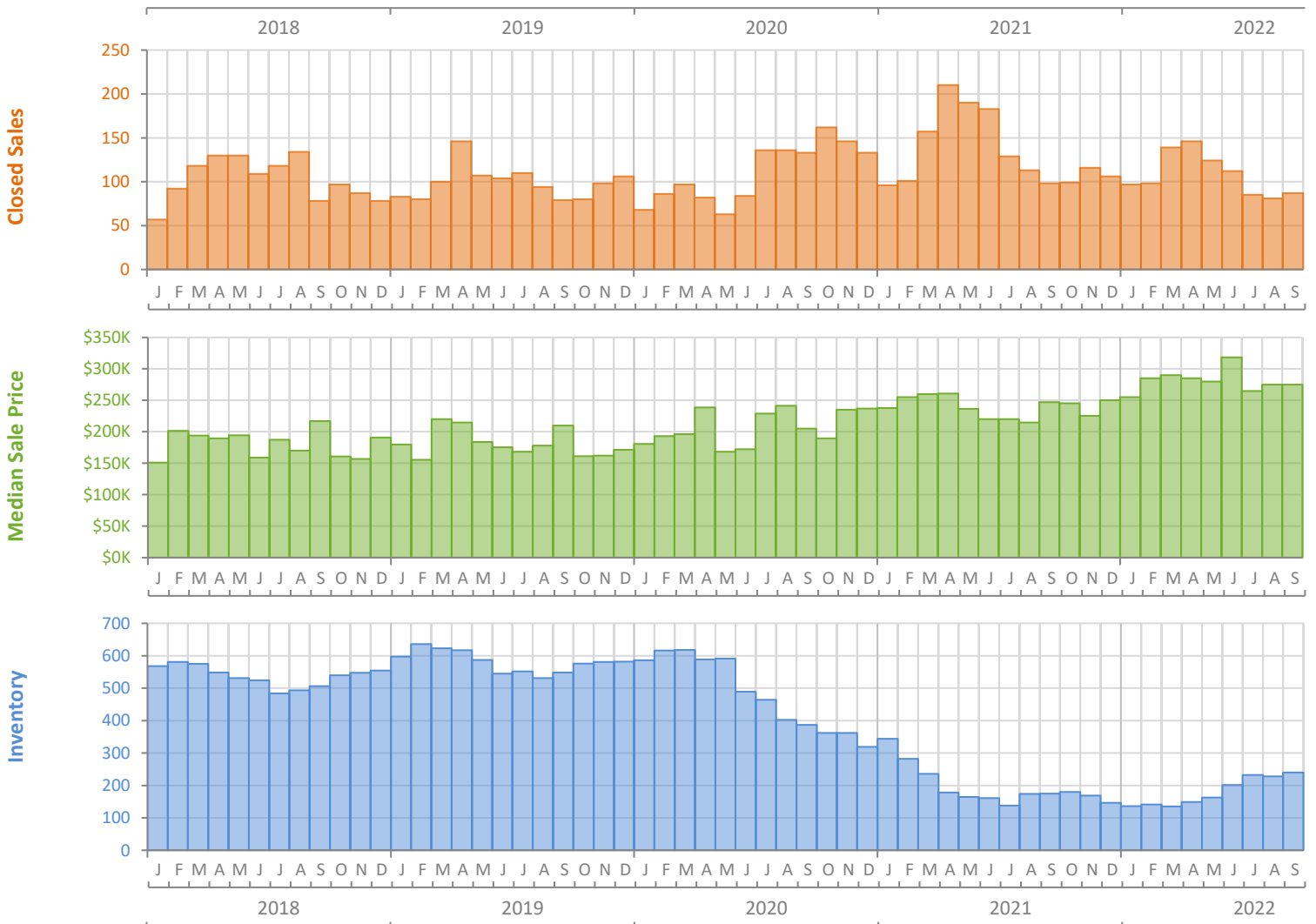
Monthly Market Summary - September 2022

Townhouses and Condos

St. Lucie County



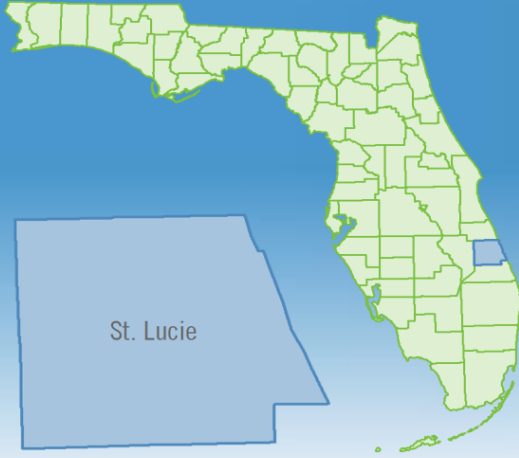
	September 2022	September 2021	Percent Change Year-over-Year
Closed Sales	87	98	-11.2%
Paid in Cash	51	52	-1.9%
Median Sale Price	\$275,000	\$247,000	11.3%
Average Sale Price	\$318,608	\$326,898	-2.5%
Dollar Volume	\$27.7 Million	\$32.0 Million	-13.5%
Med. Pct. of Orig. List Price Received	96.3%	98.5%	-2.2%
Median Time to Contract	21 Days	9 Days	133.3%
Median Time to Sale	54 Days	44 Days	22.7%
New Pending Sales	79	112	-29.5%
New Listings	112	120	-6.7%
Pending Inventory	110	162	-32.1%
Inventory (Active Listings)	240	175	37.1%
Months Supply of Inventory	2.2	1.2	83.3%



Monthly Distressed Market - September 2022

Townhouses and Condos

St. Lucie County



		September 2022	September 2021	Percent Change Year-over-Year
Traditional	Closed Sales	87	98	-11.2%
	Median Sale Price	\$275,000	\$247,000	11.3%
Foreclosure/REO	Closed Sales	0	0	N/A
	Median Sale Price	(No Sales)	(No Sales)	N/A
Short Sale	Closed Sales	0	0	N/A
	Median Sale Price	(No Sales)	(No Sales)	N/A

