

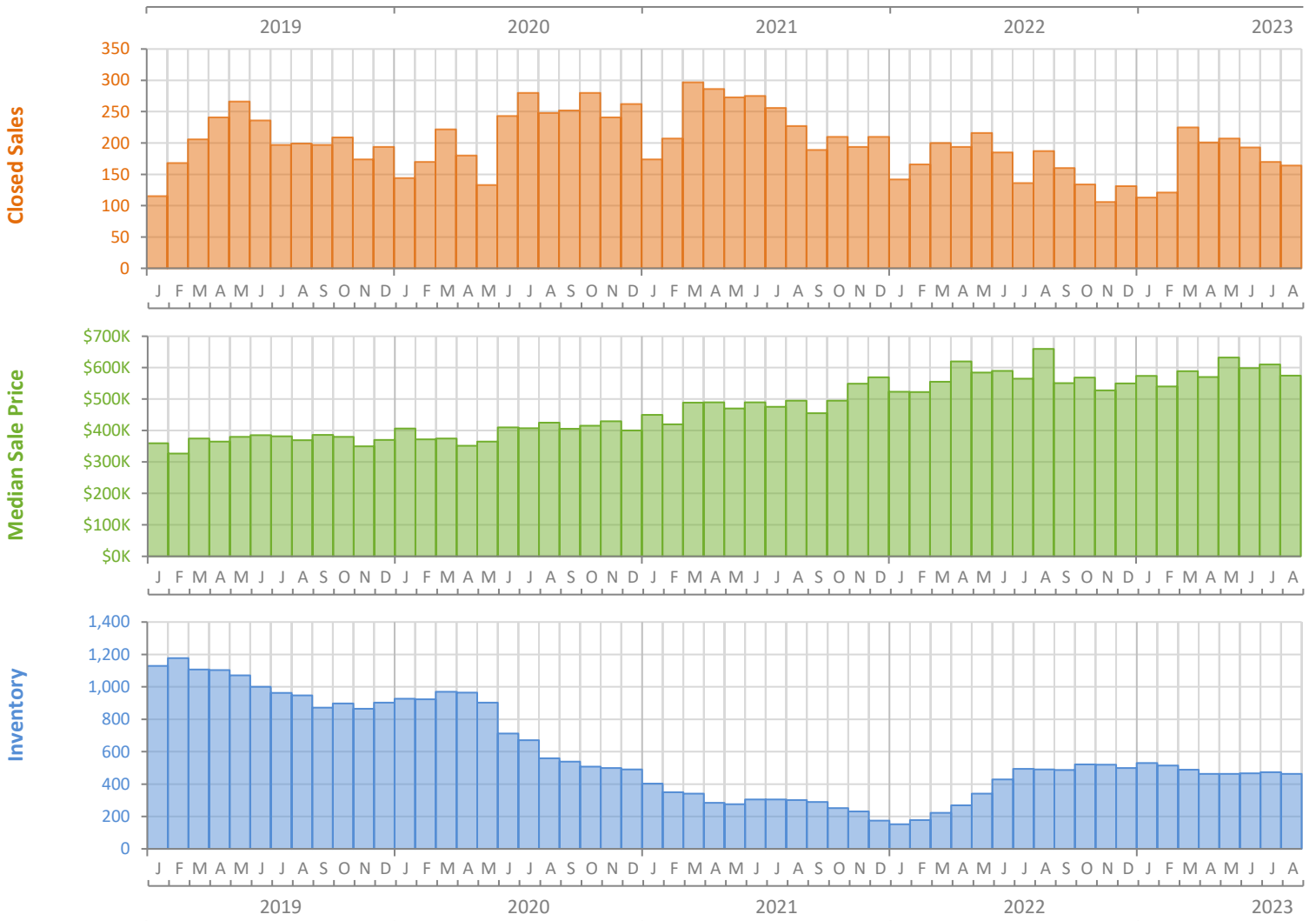
# Monthly Market Summary - August 2023

## Single-Family Homes

### Martin County



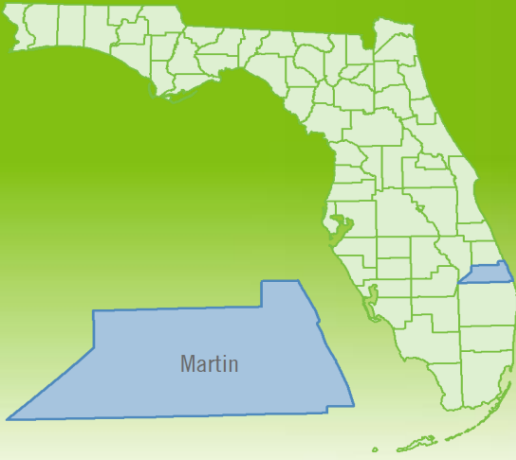
	August 2023	August 2022	Percent Change Year-over-Year
Closed Sales	164	187	-12.3%
Paid in Cash	73	91	-19.8%
Median Sale Price	\$575,000	\$660,000	-12.9%
Average Sale Price	\$782,127	\$848,575	-7.8%
Dollar Volume	\$128.3 Million	\$158.7 Million	-19.2%
Med. Pct. of Orig. List Price Received	95.4%	95.5%	-0.1%
Median Time to Contract	25 Days	21 Days	19.0%
Median Time to Sale	67 Days	63 Days	6.3%
New Pending Sales	161	191	-15.7%
New Listings	176	229	-23.1%
Pending Inventory	219	239	-8.4%
Inventory (Active Listings)	462	490	-5.7%
Months Supply of Inventory	2.9	2.6	11.5%



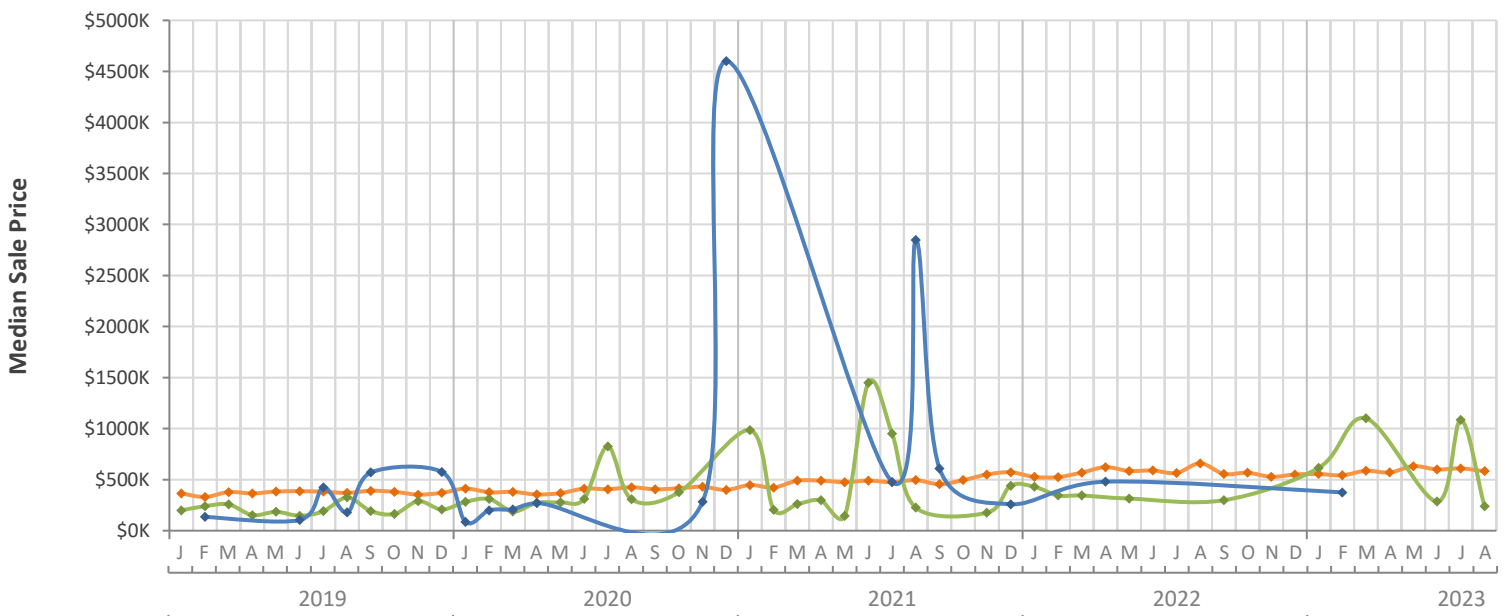
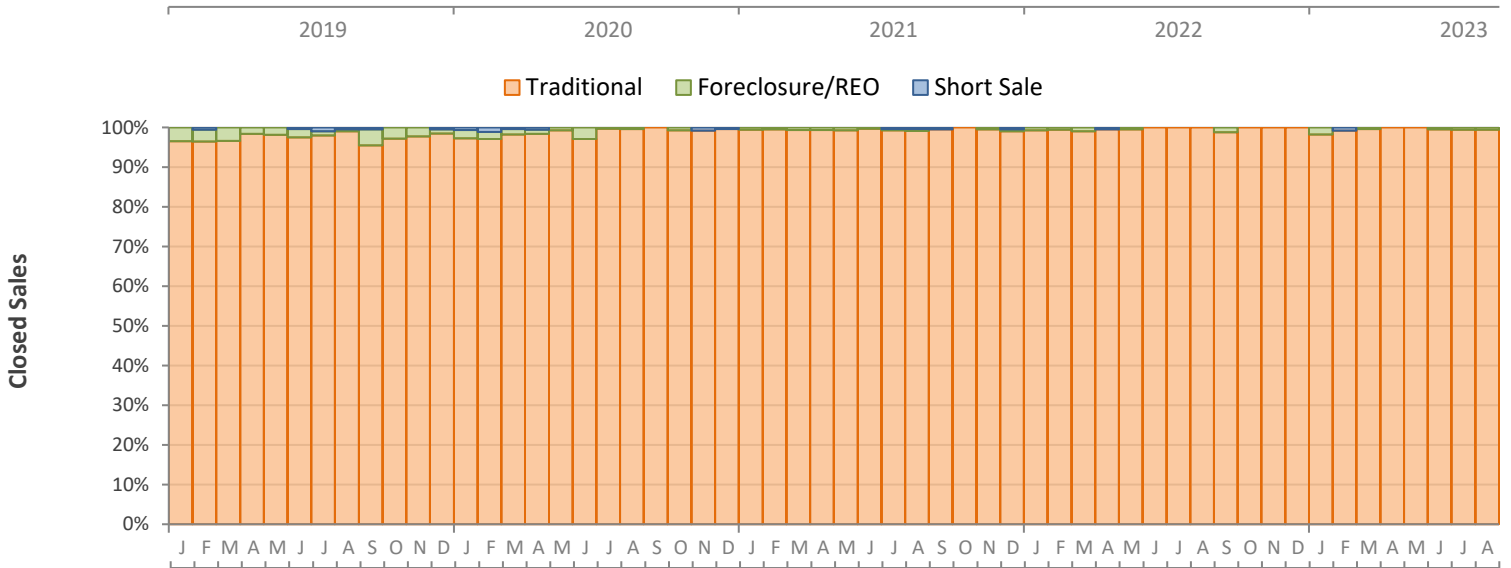
# Monthly Distressed Market - August 2023

## Single-Family Homes

### Martin County



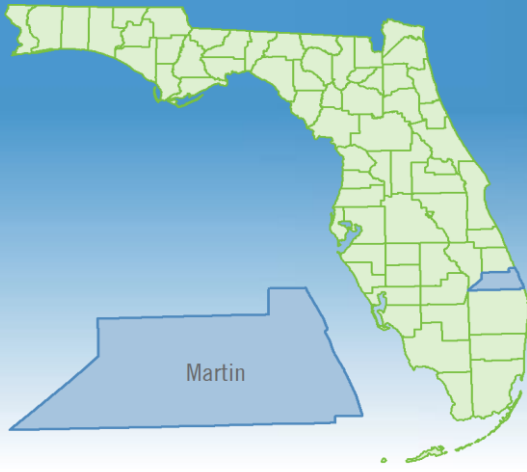
		August 2023	August 2022	Percent Change Year-over-Year
Traditional	Closed Sales	163	187	-12.8%
	Median Sale Price	\$582,450	\$660,000	-11.8%
Foreclosure/REO	Closed Sales	1	0	N/A
	Median Sale Price	\$238,500	(No Sales)	N/A
Short Sale	Closed Sales	0	0	N/A
	Median Sale Price	(No Sales)	(No Sales)	N/A



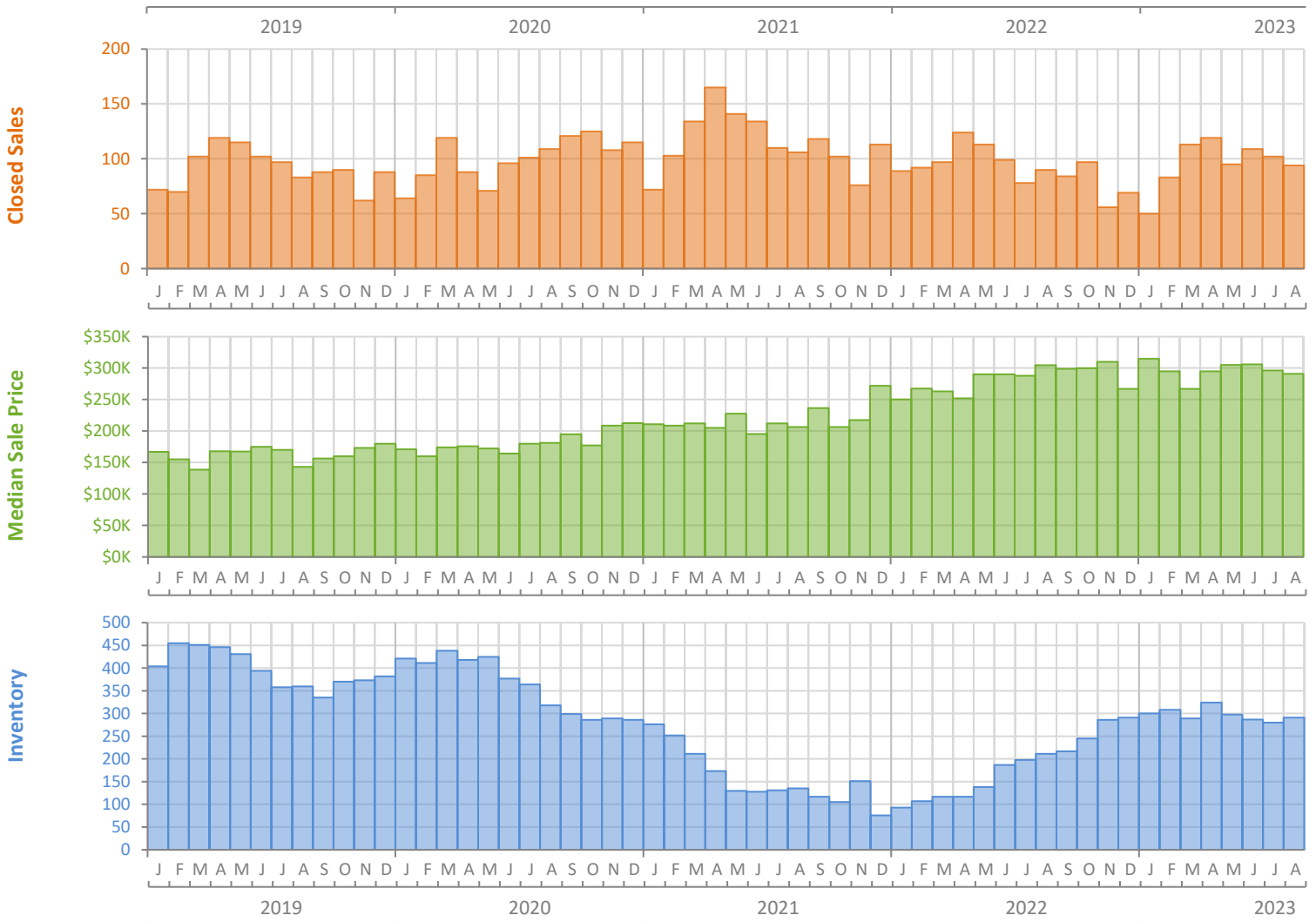
# Monthly Market Summary - August 2023

## Townhouses and Condos

### Martin County



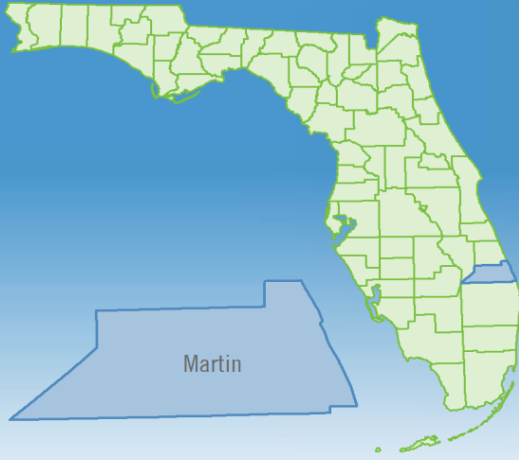
	August 2023	August 2022	Percent Change Year-over-Year
Closed Sales	94	90	4.4%
Paid in Cash	57	52	9.6%
Median Sale Price	\$291,000	\$304,500	-4.4%
Average Sale Price	\$356,240	\$339,922	4.8%
Dollar Volume	\$33.5 Million	\$30.6 Million	9.5%
Med. Pct. of Orig. List Price Received	95.3%	98.0%	-2.8%
Median Time to Contract	27 Days	16 Days	68.8%
Median Time to Sale	65 Days	57 Days	14.0%
New Pending Sales	84	104	-19.2%
New Listings	109	117	-6.8%
Pending Inventory	143	174	-17.8%
Inventory (Active Listings)	291	211	37.9%
Months Supply of Inventory	3.3	2.1	57.1%



# Monthly Distressed Market - August 2023

## Townhouses and Condos

### Martin County



		August 2023	August 2022	Percent Change Year-over-Year
Traditional	Closed Sales	94	90	4.4%
	Median Sale Price	\$291,000	\$304,500	-4.4%
Foreclosure/REO	Closed Sales	0	0	N/A
	Median Sale Price	(No Sales)	(No Sales)	N/A
Short Sale	Closed Sales	0	0	N/A
	Median Sale Price	(No Sales)	(No Sales)	N/A

