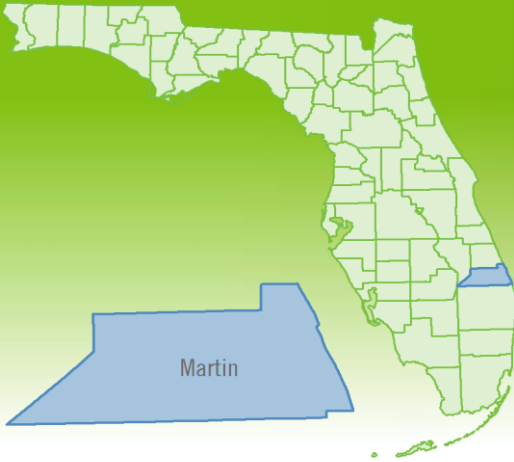


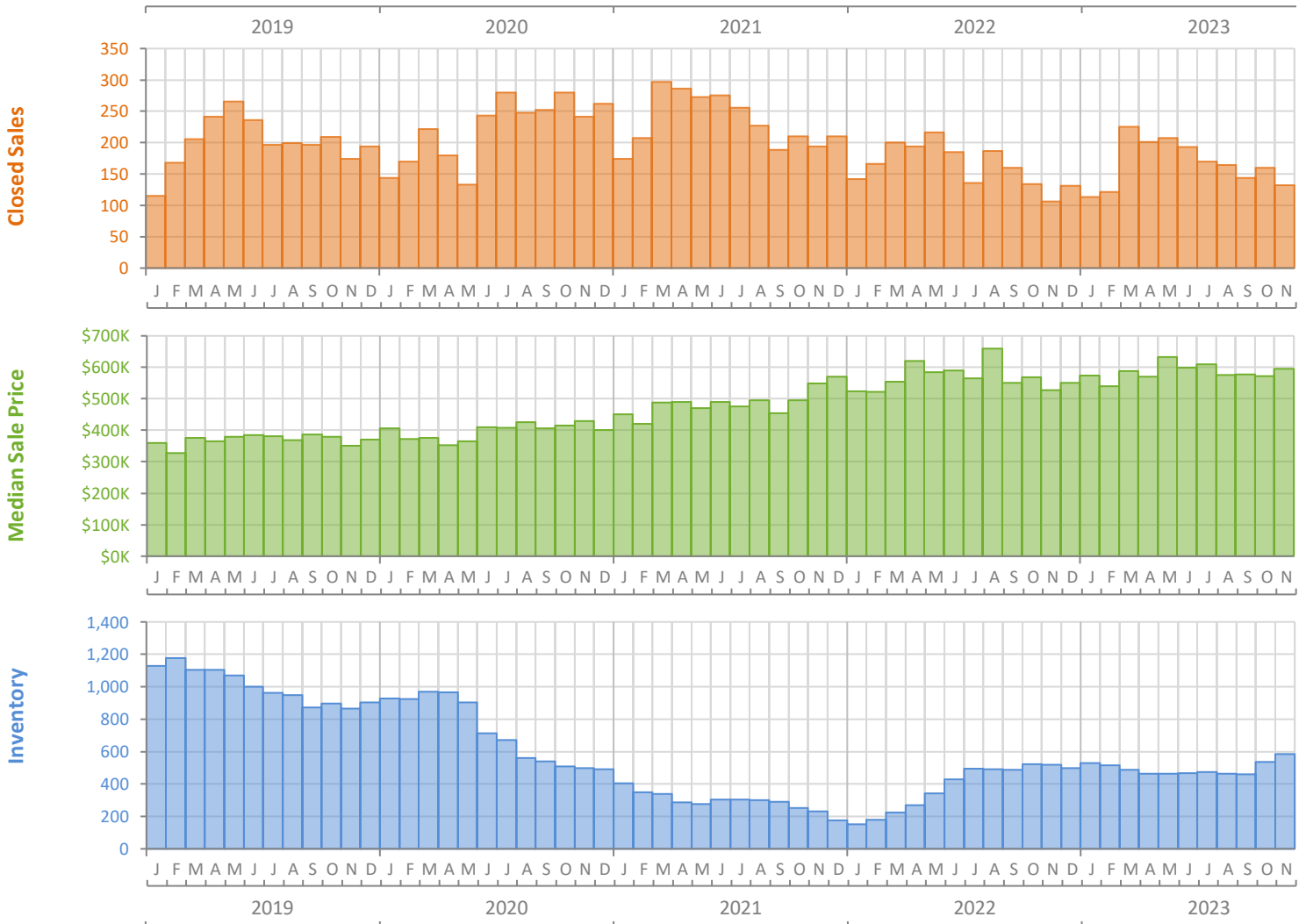
# Monthly Market Summary - November 2023

## Single-Family Homes

### Martin County



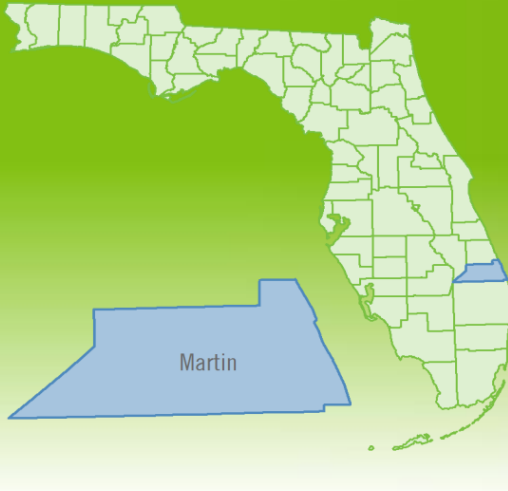
	November 2023	November 2022	Percent Change Year-over-Year
Closed Sales	132	106	24.5%
Paid in Cash	83	49	69.4%
Median Sale Price	\$595,000	\$527,500	12.8%
Average Sale Price	\$936,333	\$660,191	41.8%
Dollar Volume	\$123.6 Million	\$70.0 Million	76.6%
Med. Pct. of Orig. List Price Received	94.6%	95.2%	-0.6%
Median Time to Contract	25 Days	34 Days	-26.5%
Median Time to Sale	65 Days	75 Days	-13.3%
New Pending Sales	124	114	8.8%
New Listings	205	157	30.6%
Pending Inventory	182	180	1.1%
Inventory (Active Listings)	585	520	12.5%
Months Supply of Inventory	3.6	3.1	16.1%



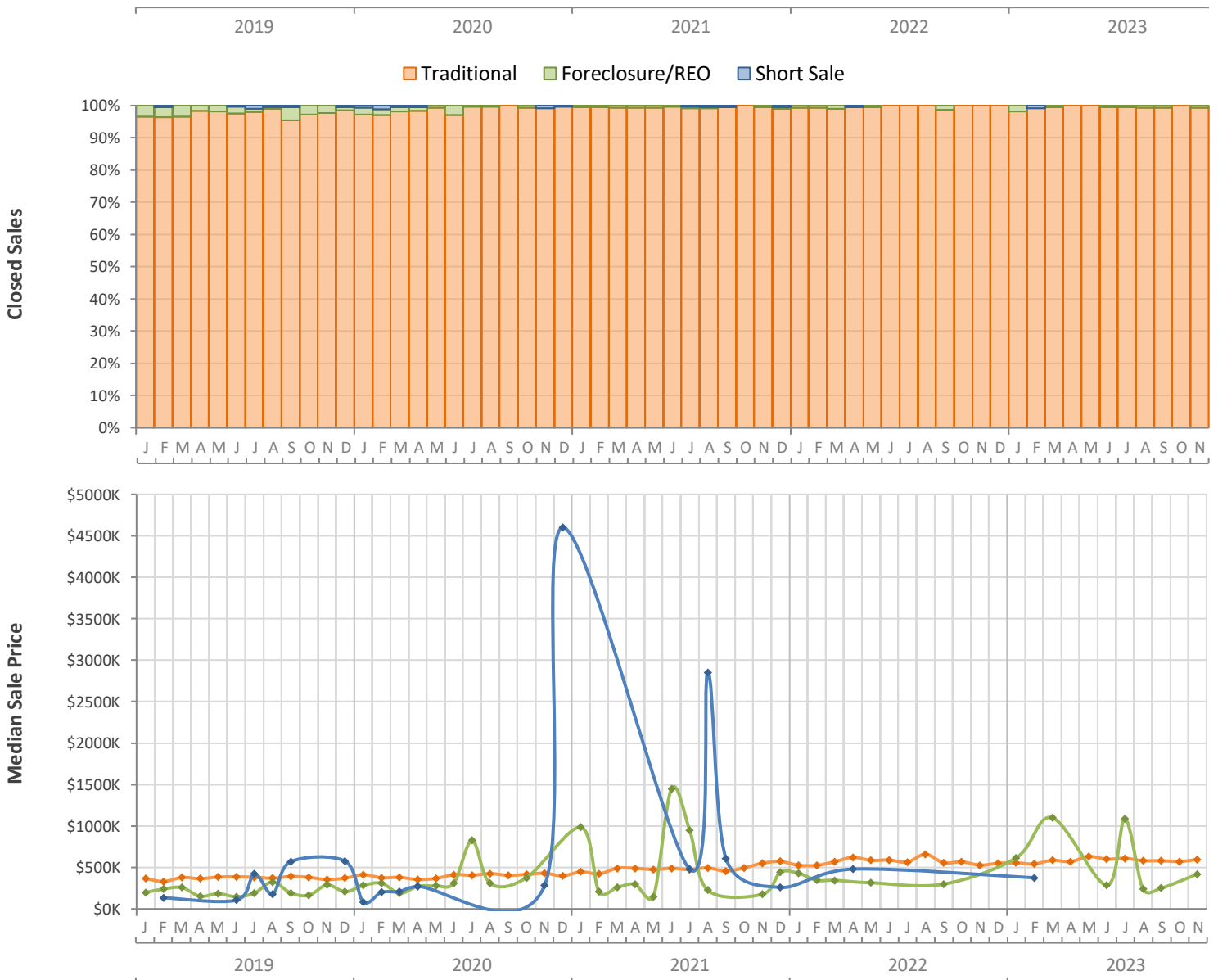
# Monthly Distressed Market - November 2023

## Single-Family Homes

### Martin County



		November 2023	November 2022	Percent Change Year-over-Year
Traditional	Closed Sales	131	106	23.6%
	Median Sale Price	\$595,000	\$527,500	12.8%
Foreclosure/REO	Closed Sales	1	0	N/A
	Median Sale Price	\$420,000	(No Sales)	N/A
Short Sale	Closed Sales	0	0	N/A
	Median Sale Price	(No Sales)	(No Sales)	N/A

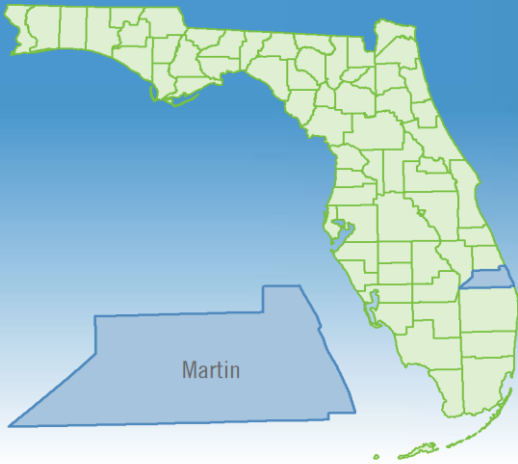


Produced by Florida REALTORS® with data provided by Florida's multiple listing services. Statistics for each month compiled from MLS feeds on the 15th day of the following month. Data released on Wednesday, December 20, 2023. Next data release is TBD.

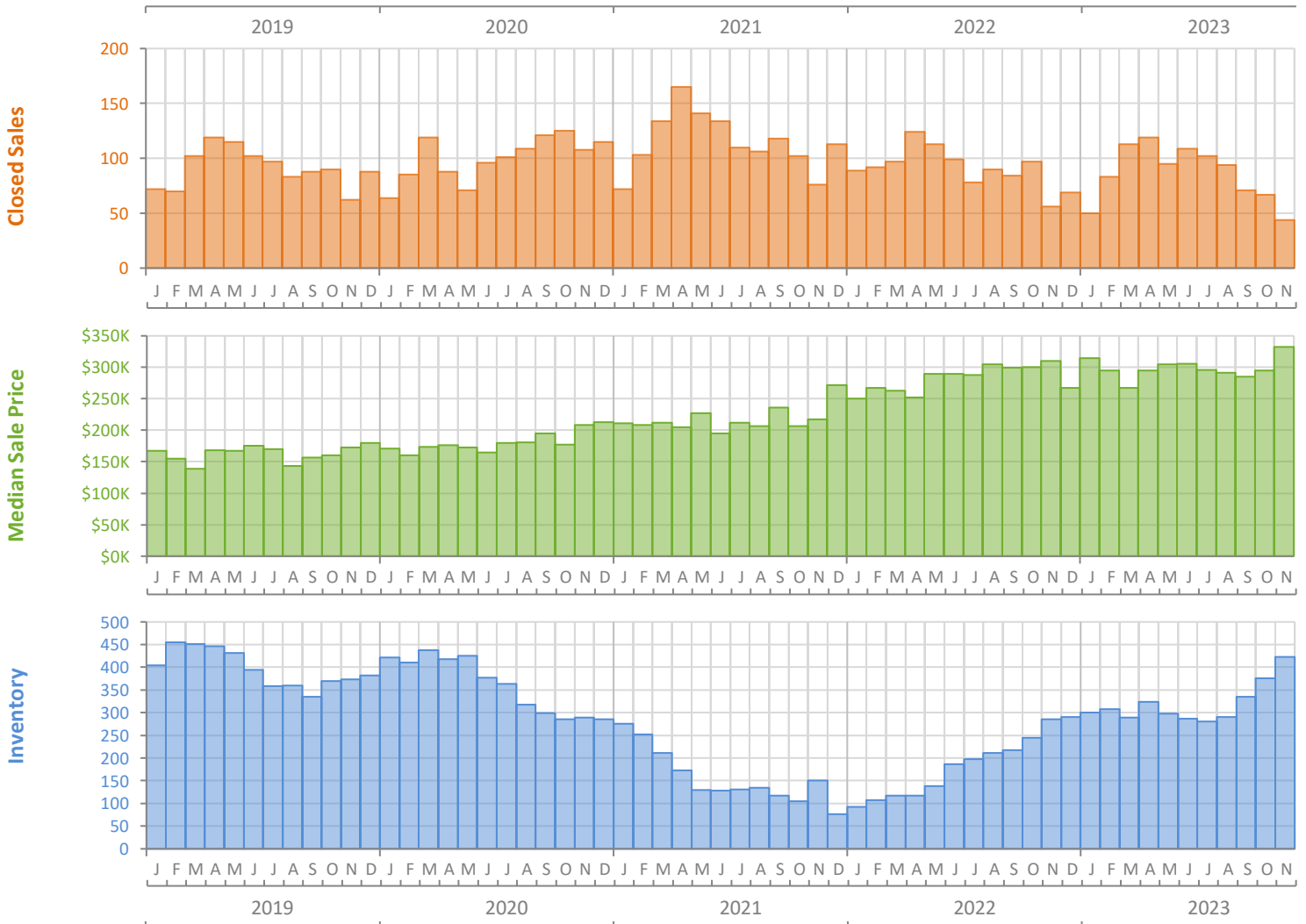
# Monthly Market Summary - November 2023

## Townhouses and Condos

### Martin County



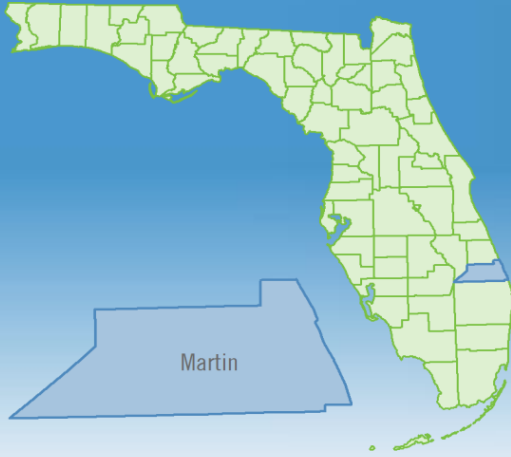
	November 2023	November 2022	Percent Change Year-over-Year
Closed Sales	44	56	-21.4%
Paid in Cash	30	38	-21.1%
Median Sale Price	\$332,500	\$310,000	7.3%
Average Sale Price	\$388,710	\$331,310	17.3%
Dollar Volume	\$17.1 Million	\$18.6 Million	-7.8%
Med. Pct. of Orig. List Price Received	93.9%	95.8%	-2.0%
Median Time to Contract	24 Days	19 Days	26.3%
Median Time to Sale	57 Days	57 Days	0.0%
New Pending Sales	73	60	21.7%
New Listings	143	112	27.7%
Pending Inventory	138	105	31.4%
Inventory (Active Listings)	423	286	47.9%
Months Supply of Inventory	5.0	3.0	66.7%



# Monthly Distressed Market - November 2023

## Townhouses and Condos

### Martin County



		November 2023	November 2022	Percent Change Year-over-Year
Traditional	Closed Sales	44	56	-21.4%
	Median Sale Price	\$332,500	\$310,000	7.3%
Foreclosure/REO	Closed Sales	0	0	N/A
	Median Sale Price	(No Sales)	(No Sales)	N/A
Short Sale	Closed Sales	0	0	N/A
	Median Sale Price	(No Sales)	(No Sales)	N/A

