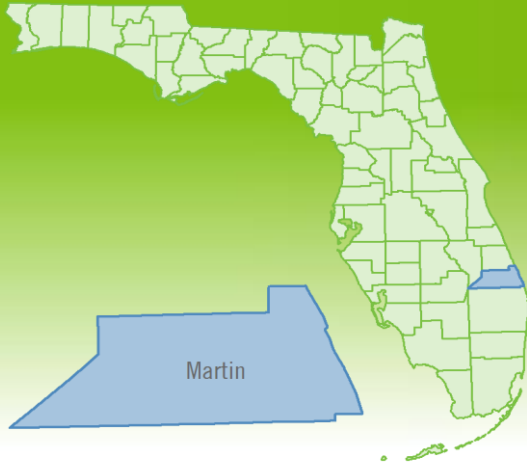


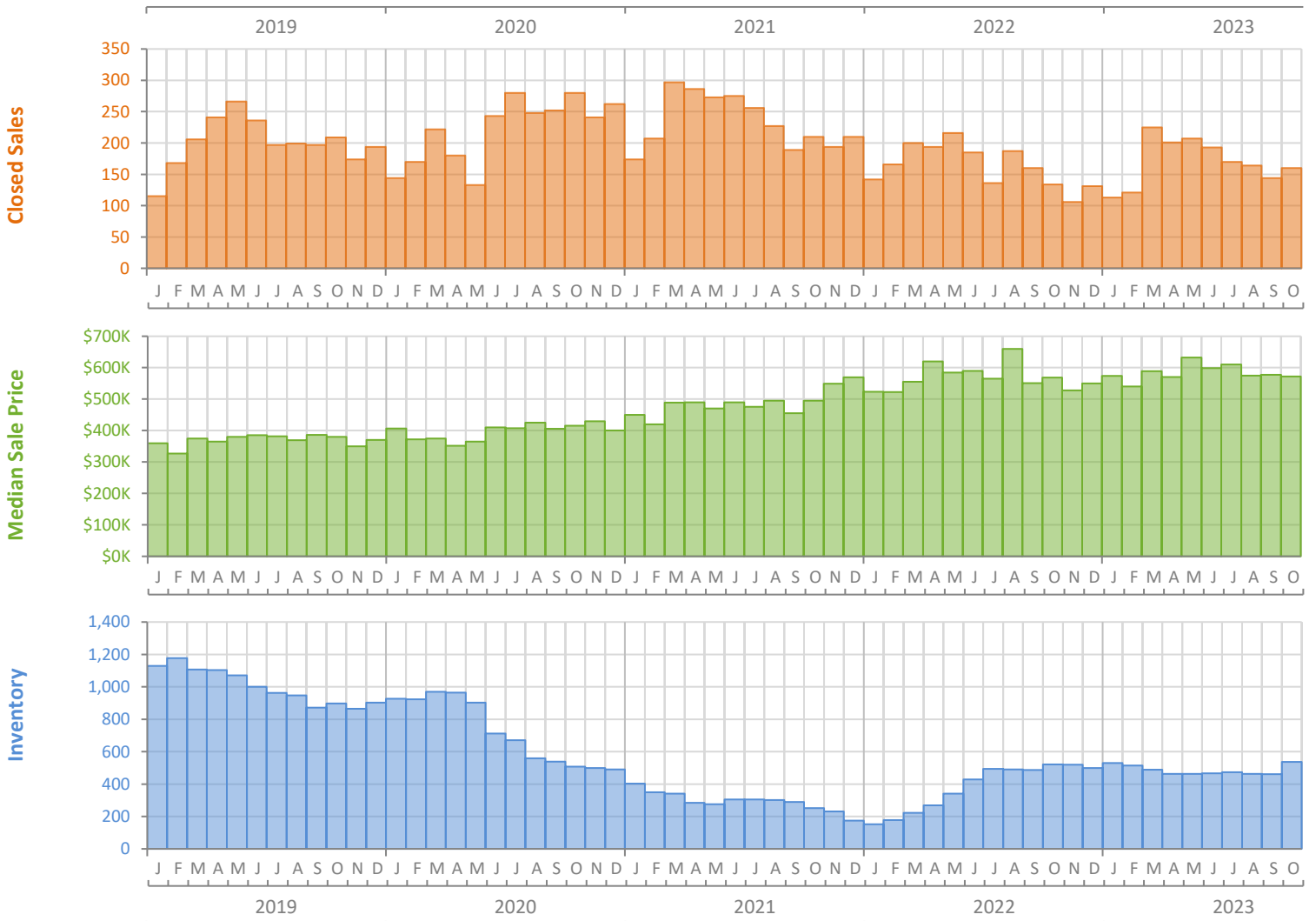
Monthly Market Summary - October 2023

Single-Family Homes

Martin County



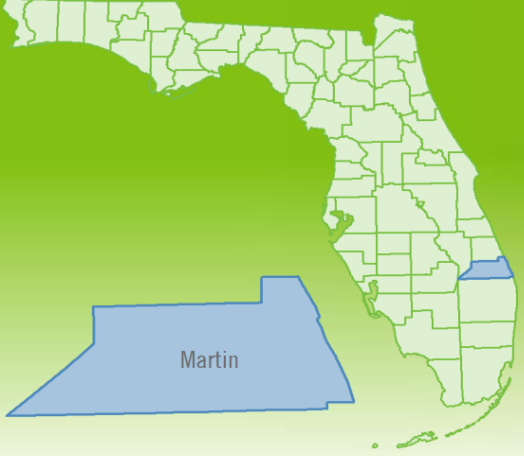
	October 2023	October 2022	Percent Change Year-over-Year
Closed Sales	160	134	19.4%
Paid in Cash	74	62	19.4%
Median Sale Price	\$572,000	\$568,250	0.7%
Average Sale Price	\$800,893	\$1,014,608	-21.1%
Dollar Volume	\$128.1 Million	\$136.0 Million	-5.7%
Med. Pct. of Orig. List Price Received	96.0%	95.9%	0.1%
Median Time to Contract	29 Days	20 Days	45.0%
Median Time to Sale	70 Days	63 Days	11.1%
New Pending Sales	135	122	10.7%
New Listings	239	181	32.0%
Pending Inventory	199	176	13.1%
Inventory (Active Listings)	536	521	2.9%
Months Supply of Inventory	3.3	2.9	13.8%



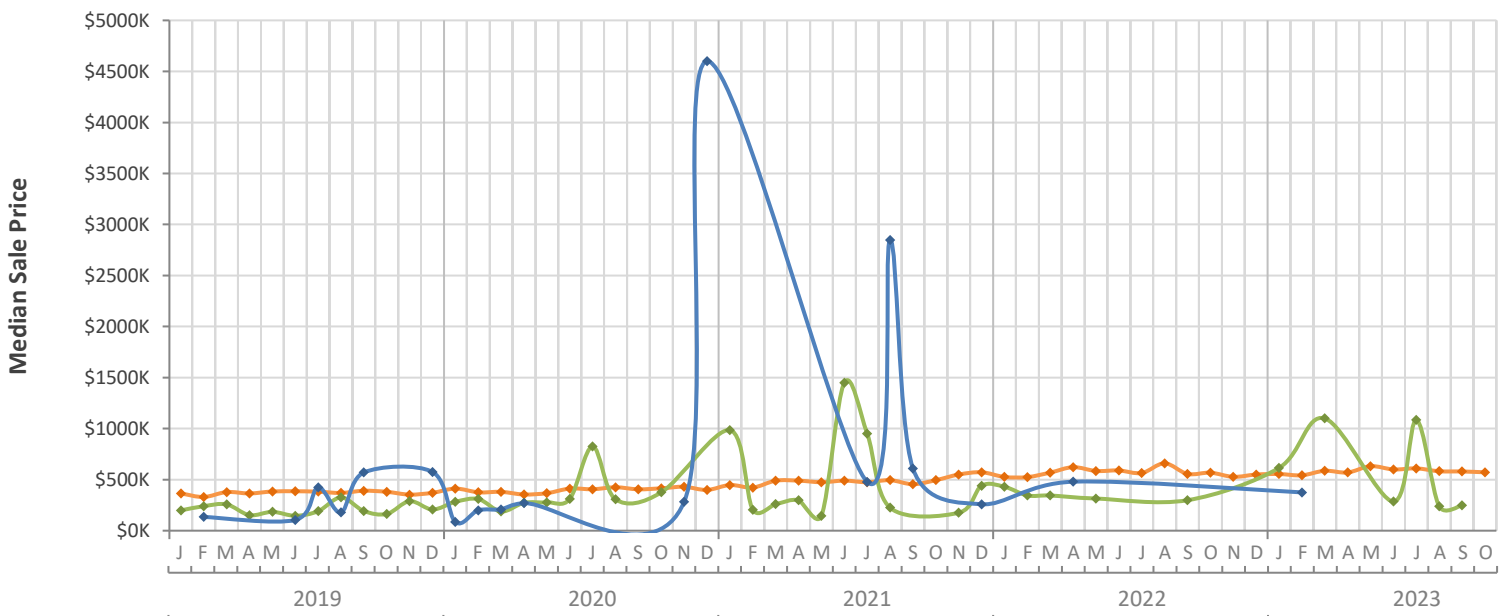
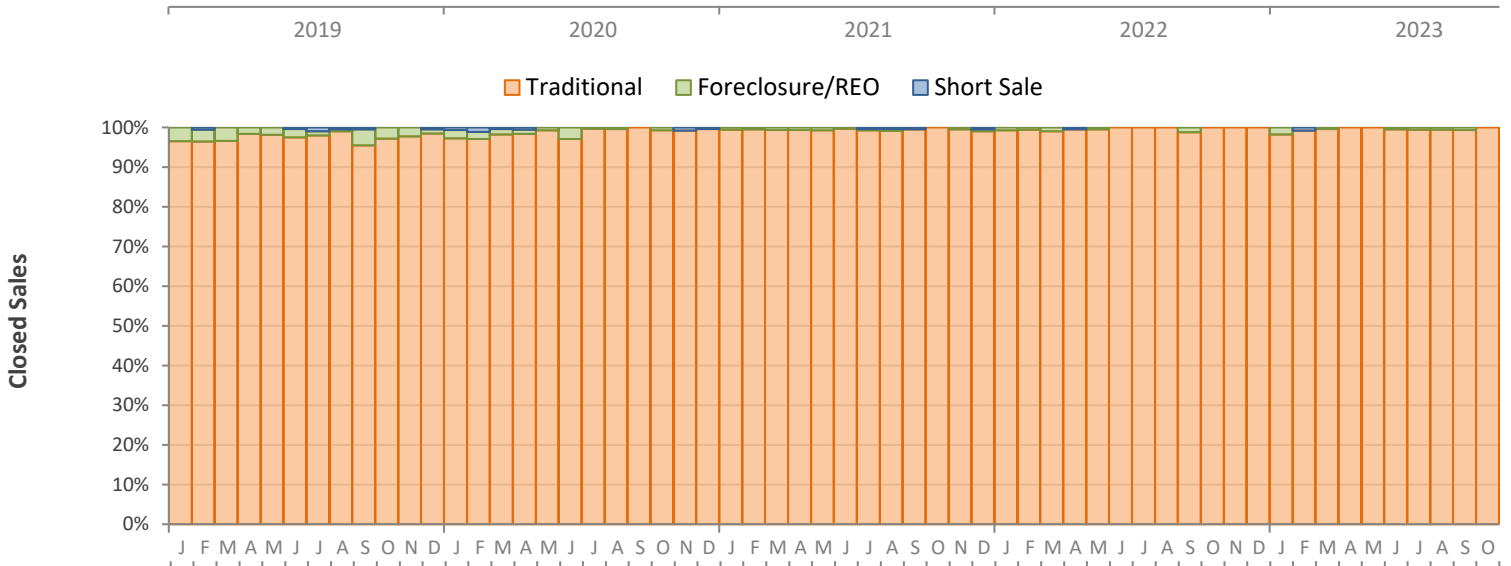
Monthly Distressed Market - October 2023

Single-Family Homes

Martin County



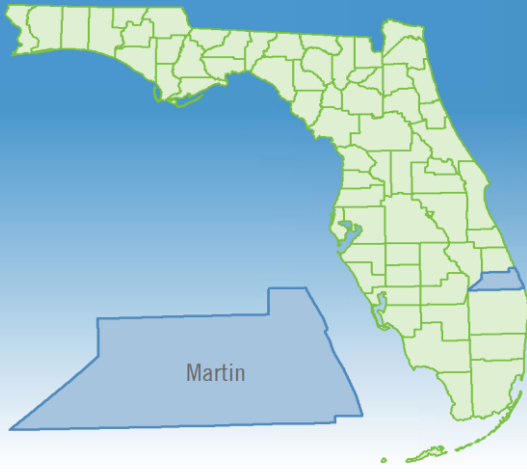
		October 2023	October 2022	Percent Change Year-over-Year
Traditional	Closed Sales	160	134	19.4%
	Median Sale Price	\$572,000	\$568,250	0.7%
Foreclosure/REO	Closed Sales	0	0	N/A
	Median Sale Price	(No Sales)	(No Sales)	N/A
Short Sale	Closed Sales	0	0	N/A
	Median Sale Price	(No Sales)	(No Sales)	N/A



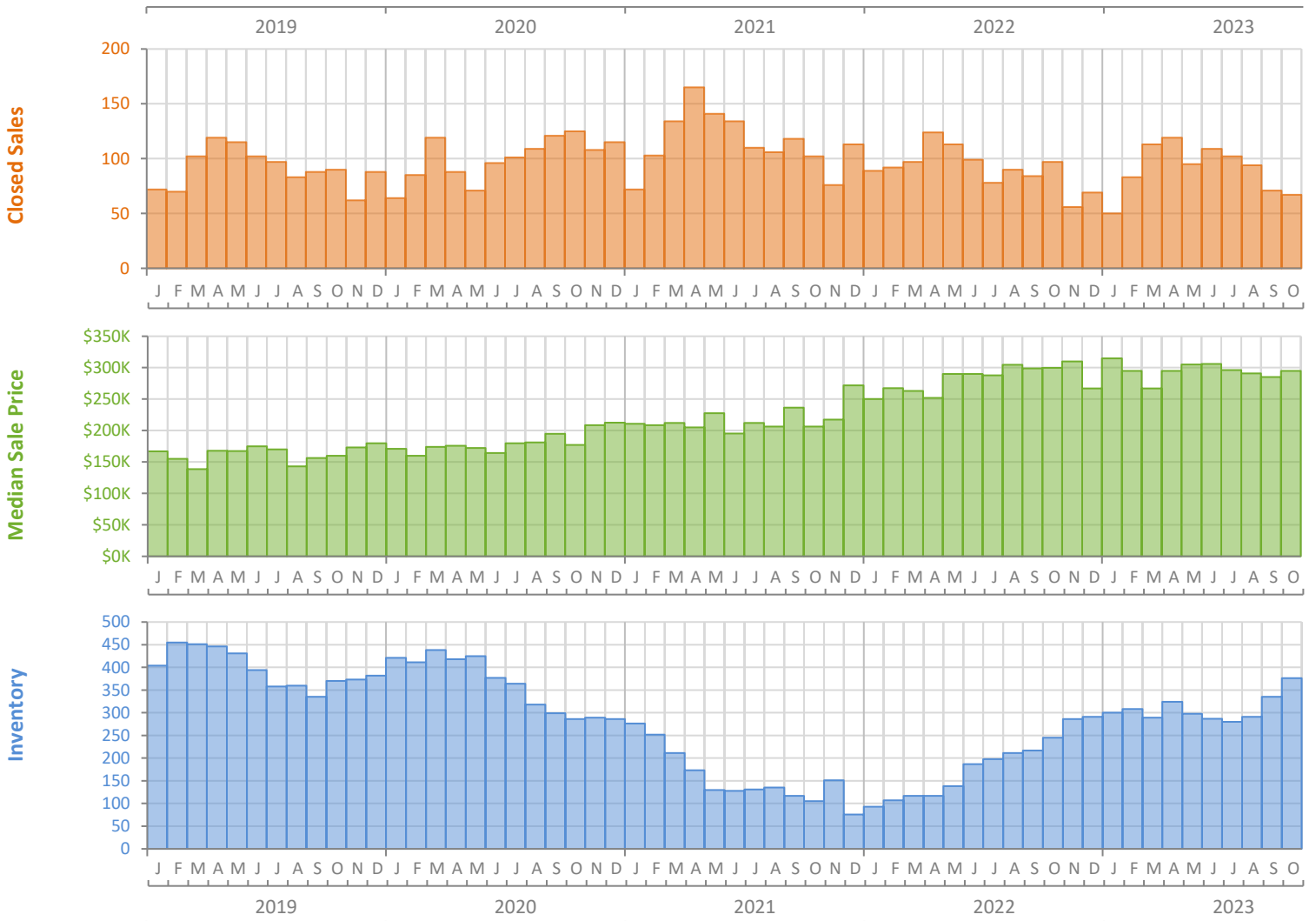
Monthly Market Summary - October 2023

Townhouses and Condos

Martin County



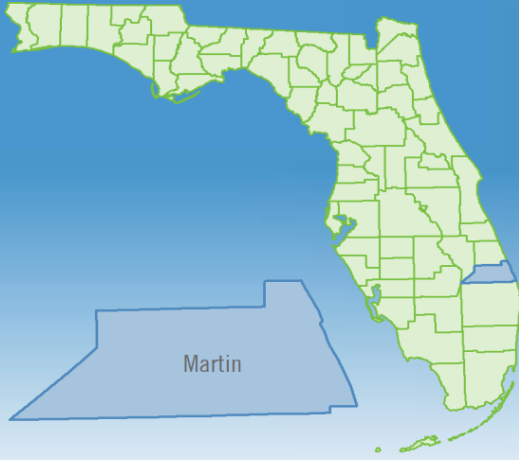
	October 2023	October 2022	Percent Change Year-over-Year
Closed Sales	67	97	-30.9%
Paid in Cash	44	56	-21.4%
Median Sale Price	\$295,000	\$299,900	-1.6%
Average Sale Price	\$397,733	\$320,253	24.2%
Dollar Volume	\$26.6 Million	\$31.1 Million	-14.2%
Med. Pct. of Orig. List Price Received	96.4%	96.5%	-0.1%
Median Time to Contract	36 Days	24 Days	50.0%
Median Time to Sale	73 Days	63 Days	15.9%
New Pending Sales	68	60	13.3%
New Listings	134	96	39.6%
Pending Inventory	123	106	16.0%
Inventory (Active Listings)	376	245	53.5%
Months Supply of Inventory	4.4	2.6	69.2%



Monthly Distressed Market - October 2023

Townhouses and Condos

Martin County



		October 2023	October 2022	Percent Change Year-over-Year
Traditional	Closed Sales	67	96	-30.2%
	Median Sale Price	\$295,000	\$299,950	-1.7%
Foreclosure/REO	Closed Sales	0	1	-100.0%
	Median Sale Price	(No Sales)	\$180,000	N/A
Short Sale	Closed Sales	0	0	N/A
	Median Sale Price	(No Sales)	(No Sales)	N/A

