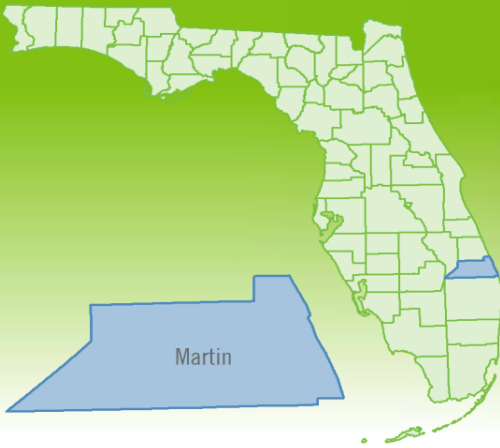


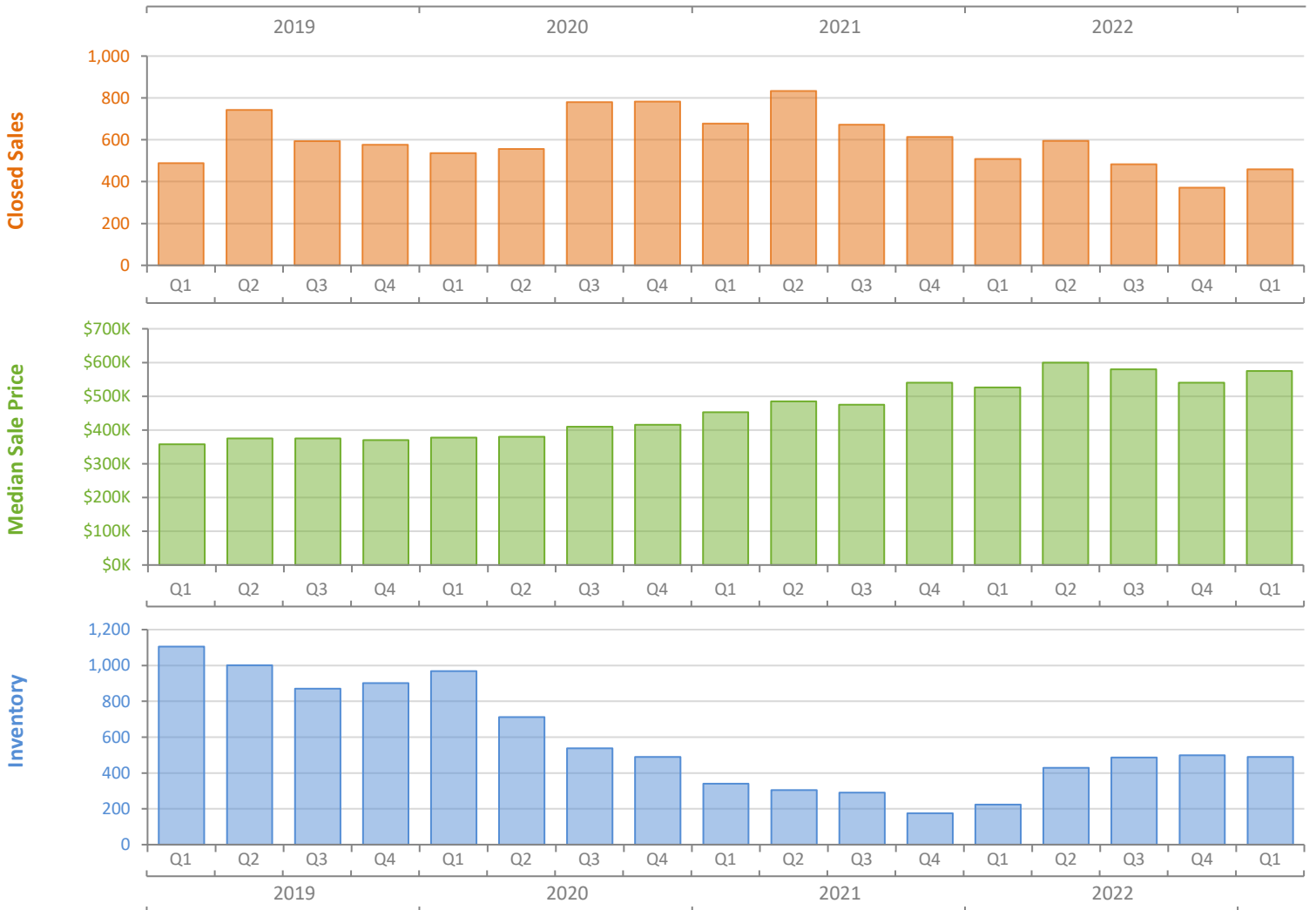
Quarterly Market Summary - Q1 2023

Single-Family Homes

Martin County



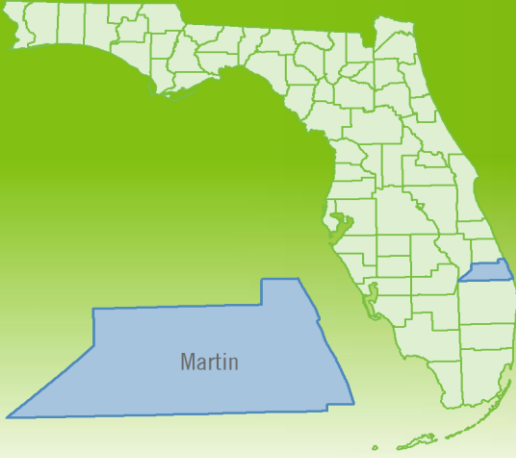
	Q1 2023	Q1 2022	Percent Change Year-over-Year
Closed Sales	459	508	-9.6%
Paid in Cash	247	239	3.3%
Median Sale Price	\$574,500	\$526,350	9.1%
Average Sale Price	\$872,661	\$920,927	-5.2%
Dollar Volume	\$400.6 Million	\$467.8 Million	-14.4%
Med. Pct. of Orig. List Price Received	94.3%	100.0%	-5.7%
Median Time to Contract	38 Days	11 Days	245.5%
Median Time to Sale	80 Days	51 Days	56.9%
New Pending Sales	612	609	0.5%
New Listings	680	702	-3.1%
Pending Inventory	292	290	0.7%
Inventory (Active Listings)	489	223	119.3%
Months Supply of Inventory	3.1	1.0	210.0%



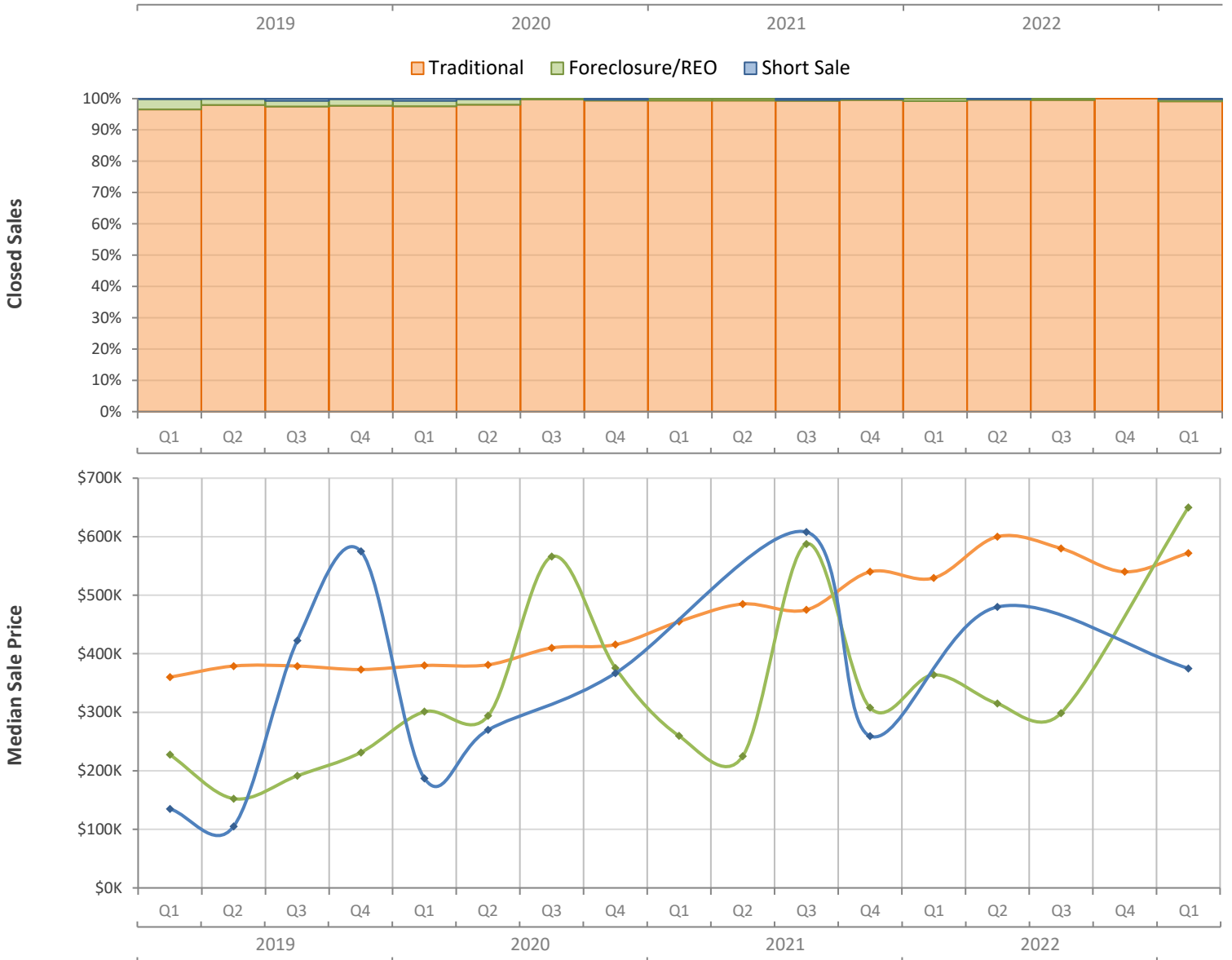
Quarterly Distressed Market - Q1 2023

Single-Family Homes

Martin County



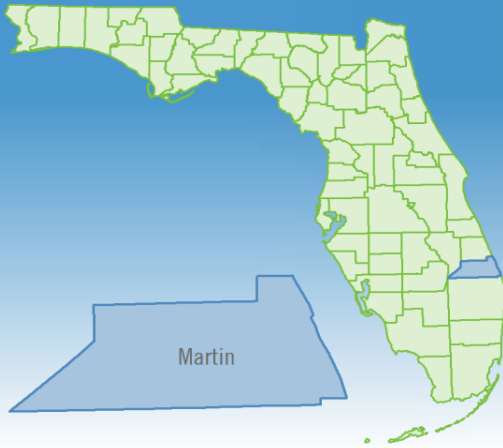
		Q1 2023	Q1 2022	Percent Change Year-over-Year
Traditional	Closed Sales	455	504	-9.7%
	Median Sale Price	\$572,000	\$529,400	8.0%
Foreclosure/REO	Closed Sales	3	4	-25.0%
	Median Sale Price	\$650,000	\$364,046	78.5%
Short Sale	Closed Sales	1	0	N/A
	Median Sale Price	\$375,000	(No Sales)	N/A



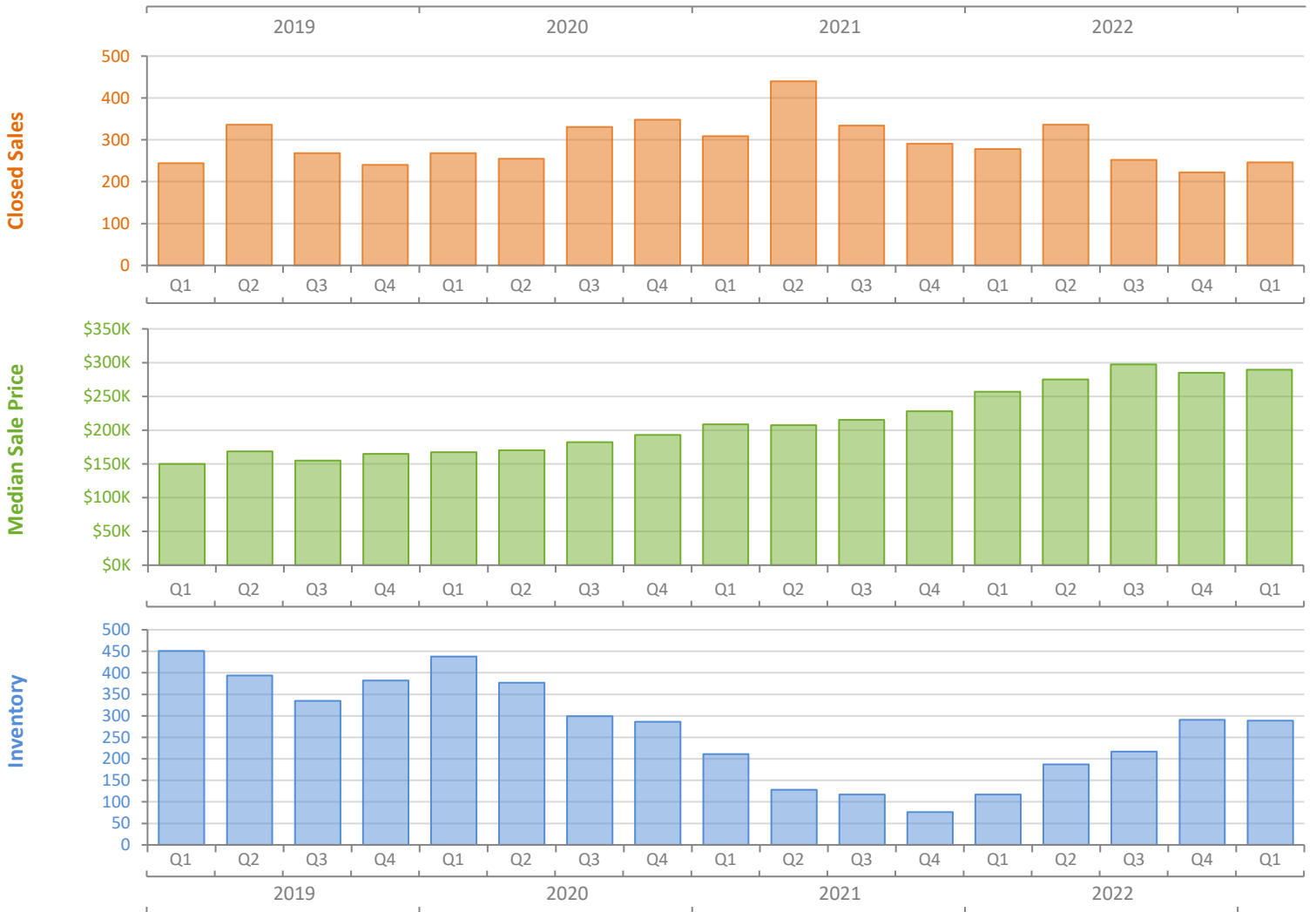
Quarterly Market Summary - Q1 2023

Townhouses and Condos

Martin County



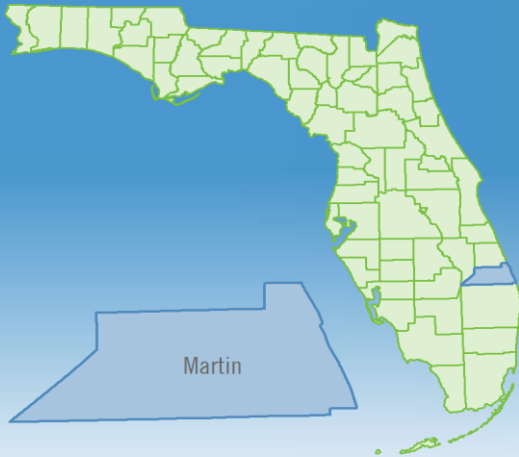
	Q1 2023	Q1 2022	Percent Change Year-over-Year
Closed Sales	246	278	-11.5%
Paid in Cash	146	196	-25.5%
Median Sale Price	\$289,500	\$257,000	12.6%
Average Sale Price	\$338,805	\$347,246	-2.4%
Dollar Volume	\$83.3 Million	\$96.5 Million	-13.7%
Med. Pct. of Orig. List Price Received	94.4%	100.0%	-5.6%
Median Time to Contract	38 Days	8 Days	375.0%
Median Time to Sale	72 Days	44 Days	63.6%
New Pending Sales	363	356	2.0%
New Listings	432	414	4.3%
Pending Inventory	195	206	-5.3%
Inventory (Active Listings)	289	117	147.0%
Months Supply of Inventory	3.3	1.0	230.0%



Quarterly Distressed Market - Q1 2023

Townhouses and Condos

Martin County



		Q1 2023	Q1 2022	Percent Change Year-over-Year
Traditional	Closed Sales	246	278	-11.5%
	Median Sale Price	\$289,500	\$257,000	12.6%
Foreclosure/REO	Closed Sales	0	0	N/A
	Median Sale Price	(No Sales)	(No Sales)	N/A
Short Sale	Closed Sales	0	0	N/A
	Median Sale Price	(No Sales)	(No Sales)	N/A

