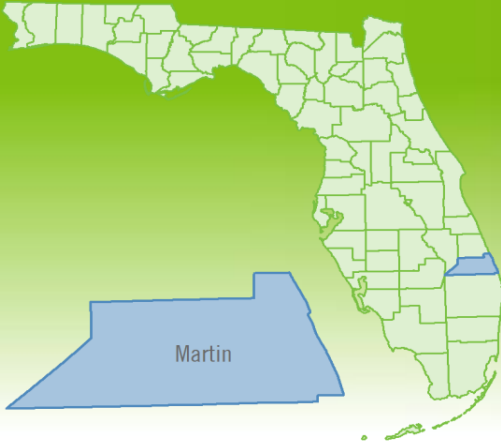


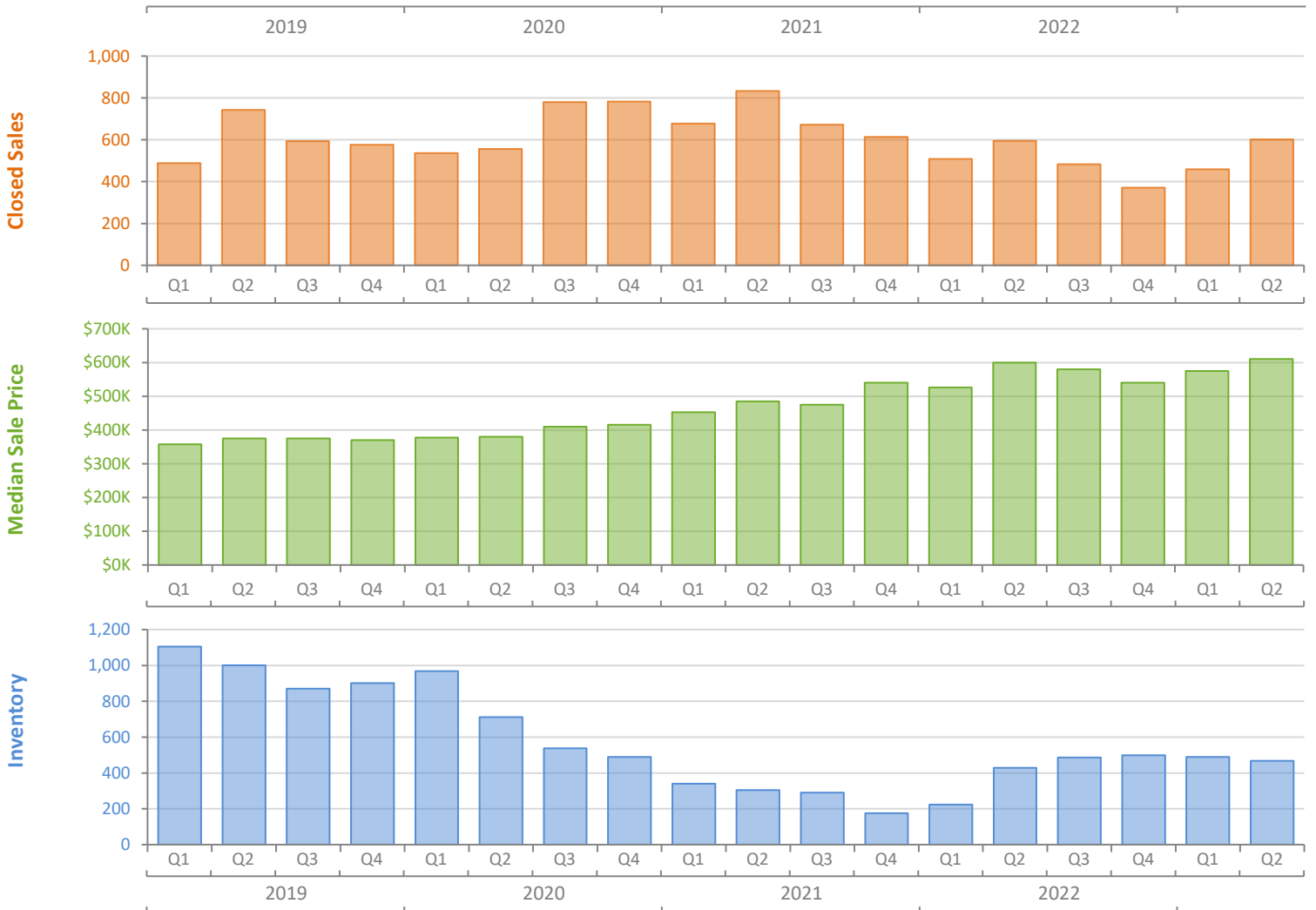
Quarterly Market Summary - Q2 2023

Single-Family Homes

Martin County



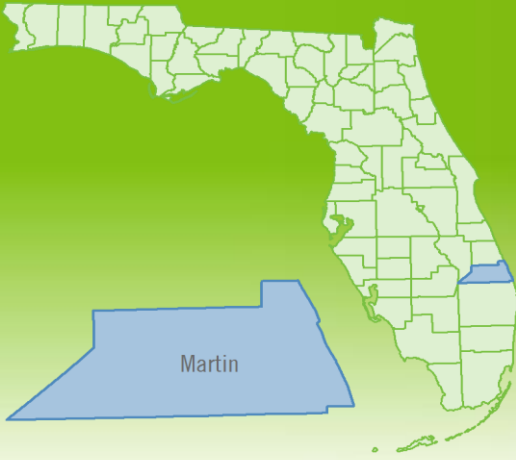
	Q2 2023	Q2 2022	Percent Change Year-over-Year
Closed Sales	601	595	1.0%
Paid in Cash	295	314	-6.1%
Median Sale Price	\$610,000	\$600,000	1.7%
Average Sale Price	\$940,624	\$911,896	3.2%
Dollar Volume	\$565.3 Million	\$542.6 Million	4.2%
Med. Pct. of Orig. List Price Received	95.0%	100.0%	-5.0%
Median Time to Contract	29 Days	11 Days	163.6%
Median Time to Sale	75 Days	51 Days	47.1%
New Pending Sales	573	557	2.9%
New Listings	654	803	-18.6%
Pending Inventory	247	228	8.3%
Inventory (Active Listings)	467	429	8.9%
Months Supply of Inventory	2.9	2.2	31.8%



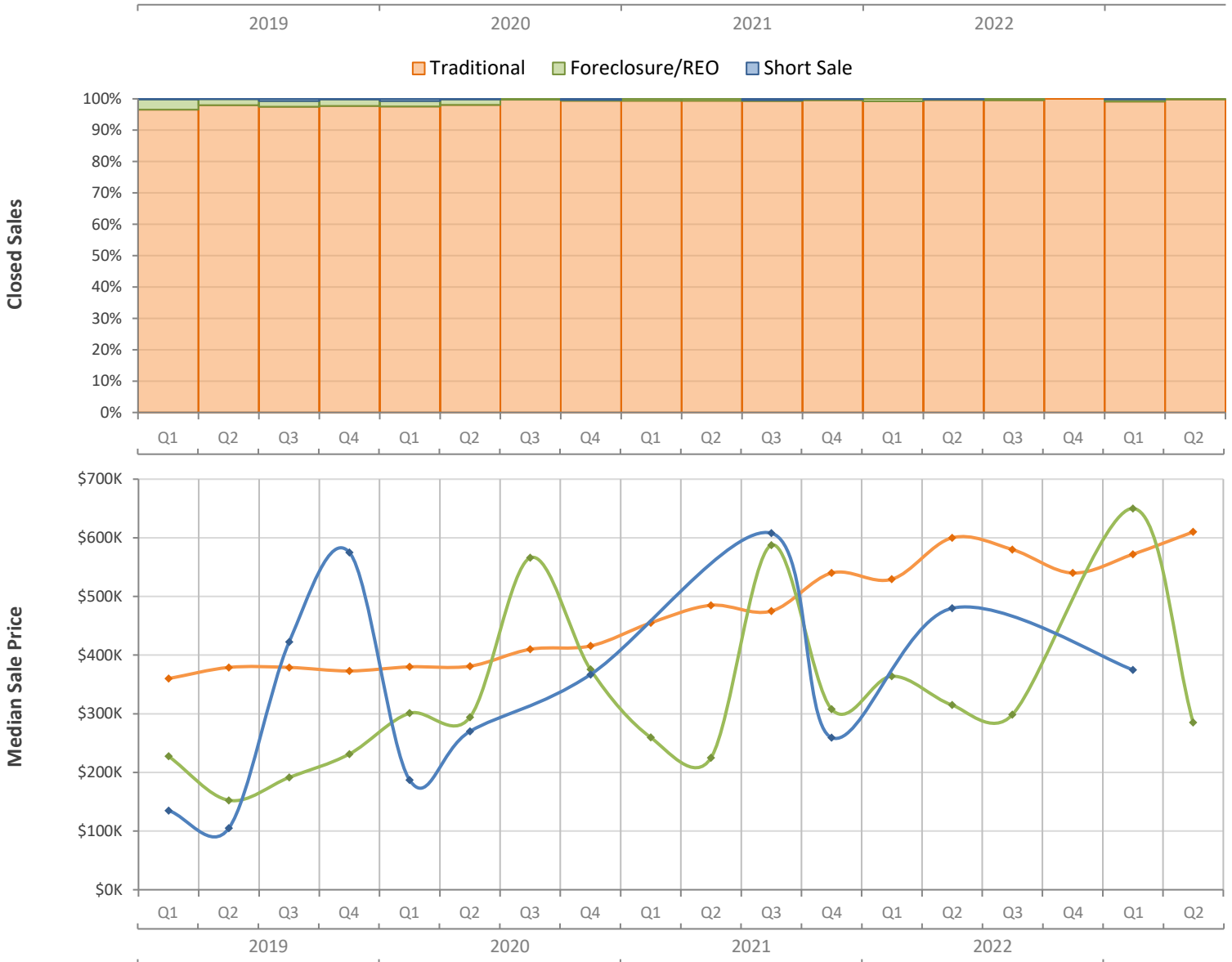
Quarterly Distressed Market - Q2 2023

Single-Family Homes

Martin County



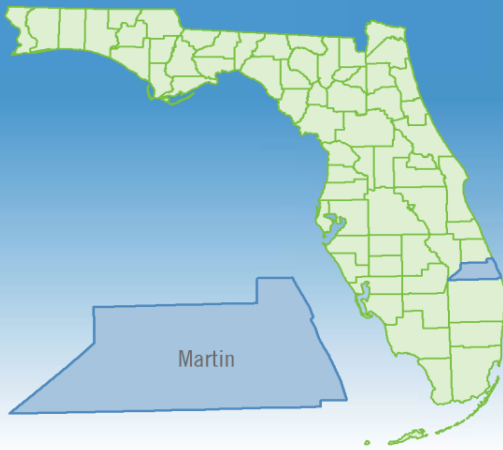
		Q2 2023	Q2 2022	Percent Change Year-over-Year
Traditional	Closed Sales	600	593	1.2%
	Median Sale Price	\$610,000	\$600,000	1.7%
Foreclosure/REO	Closed Sales	1	1	0.0%
	Median Sale Price	\$285,000	\$315,000	-9.5%
Short Sale	Closed Sales	0	1	-100.0%
	Median Sale Price	(No Sales)	\$479,900	N/A



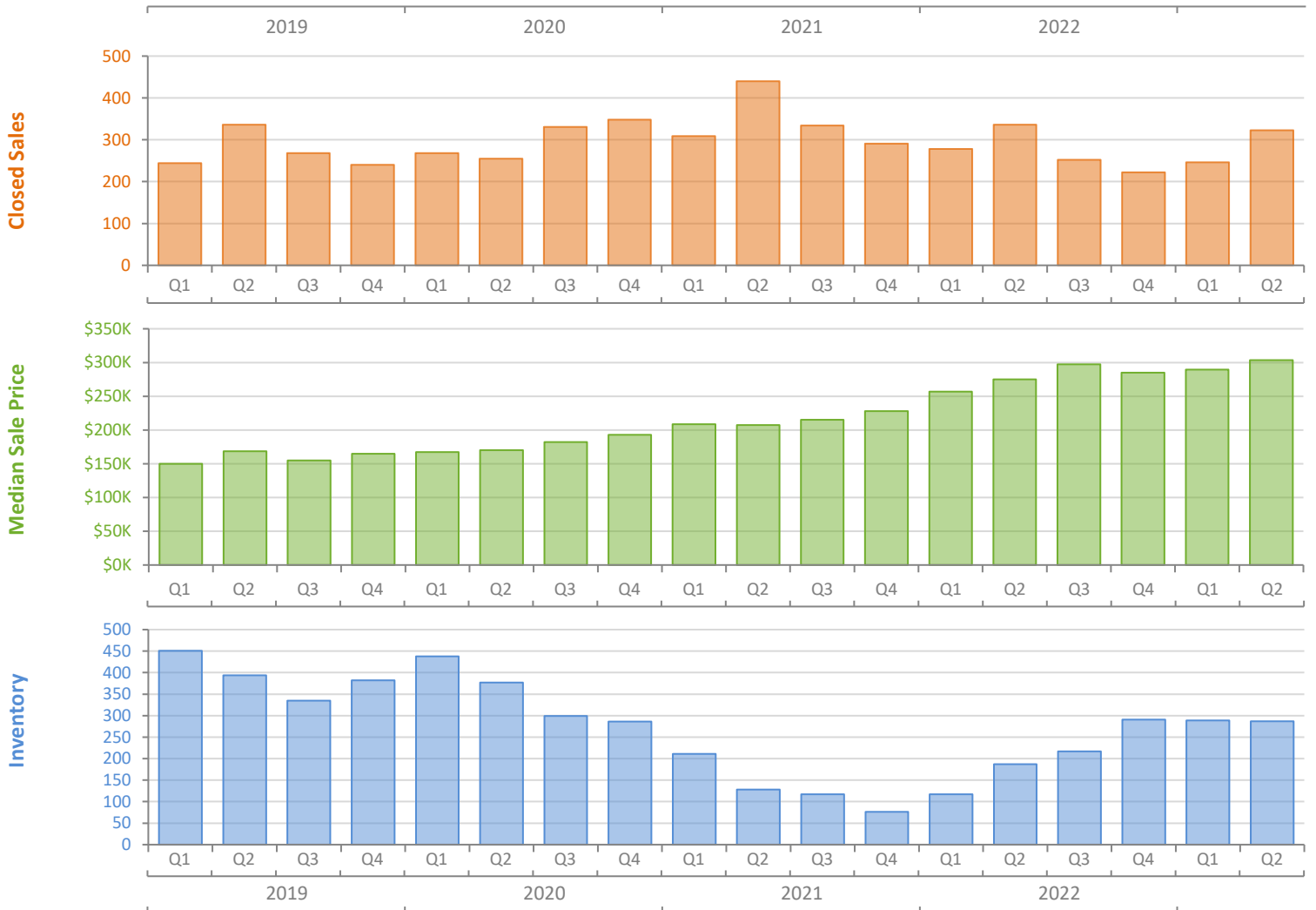
Quarterly Market Summary - Q2 2023

Townhouses and Condos

Martin County



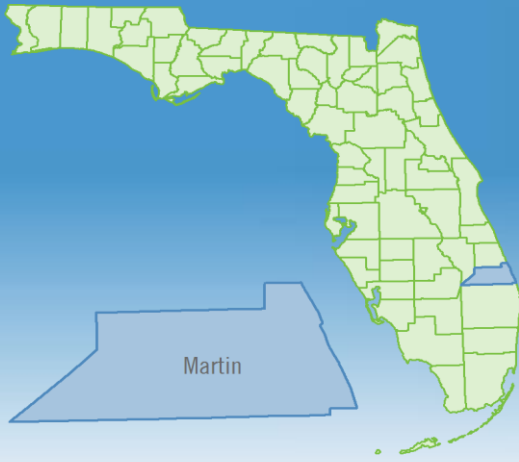
	Q2 2023	Q2 2022	Percent Change Year-over-Year
Closed Sales	323	336	-3.9%
Paid in Cash	203	207	-1.9%
Median Sale Price	\$303,750	\$275,000	10.5%
Average Sale Price	\$407,294	\$373,074	9.2%
Dollar Volume	\$131.6 Million	\$125.4 Million	4.9%
Med. Pct. of Orig. List Price Received	94.6%	100.0%	-5.4%
Median Time to Contract	36 Days	9 Days	300.0%
Median Time to Sale	75 Days	47 Days	59.6%
New Pending Sales	317	304	4.3%
New Listings	356	381	-6.6%
Pending Inventory	158	153	3.3%
Inventory (Active Listings)	287	187	53.5%
Months Supply of Inventory	3.3	1.8	83.3%



Quarterly Distressed Market - Q2 2023

Townhouses and Condos

Martin County



		Q2 2023	Q2 2022	Percent Change Year-over-Year
Traditional	Closed Sales	321	334	-3.9%
	Median Sale Price	\$305,000	\$275,000	10.9%
Foreclosure/REO	Closed Sales	2	2	0.0%
	Median Sale Price	\$259,523	\$220,711	17.6%
Short Sale	Closed Sales	0	0	N/A
	Median Sale Price	(No Sales)	(No Sales)	N/A

