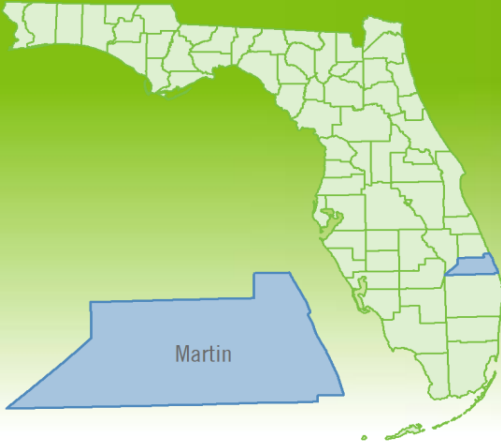


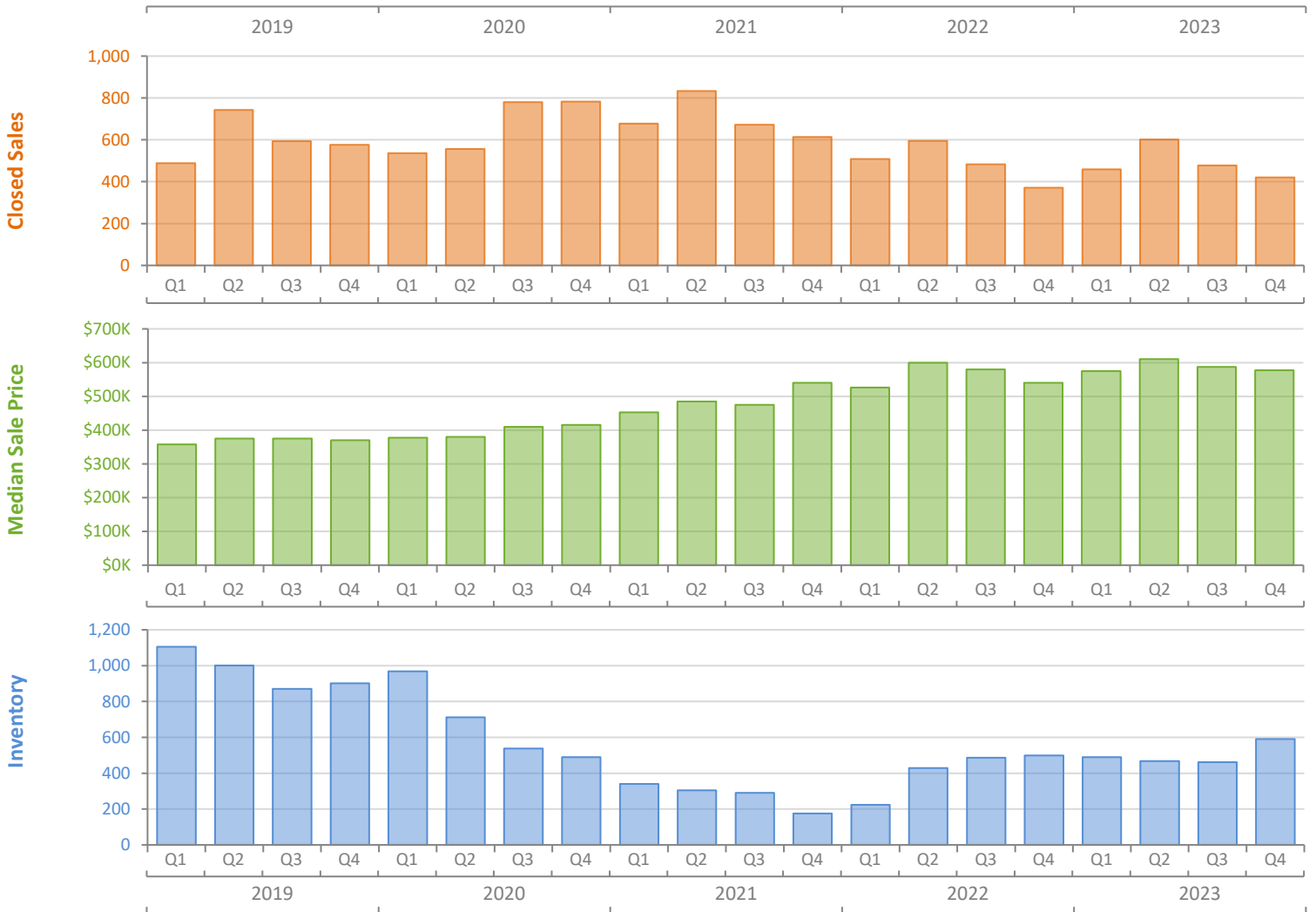
Quarterly Market Summary - Q4 2023

Single-Family Homes

Martin County



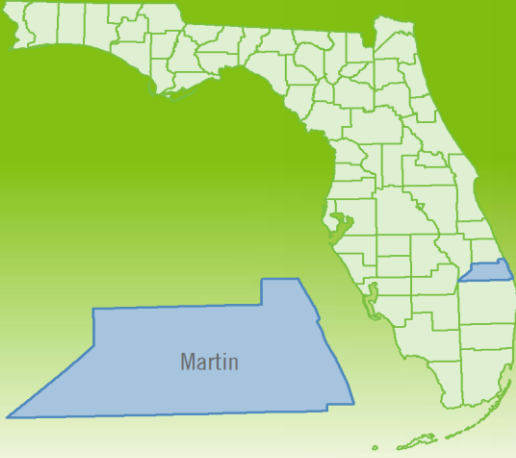
	Q4 2023	Q4 2022	Percent Change Year-over-Year
Closed Sales	420	371	13.2%
Paid in Cash	228	173	31.8%
Median Sale Price	\$577,500	\$540,000	6.9%
Average Sale Price	\$849,925	\$830,391	2.4%
Dollar Volume	\$357.0 Million	\$308.1 Million	15.9%
Med. Pct. of Orig. List Price Received	95.3%	95.7%	-0.4%
Median Time to Contract	25 Days	32 Days	-21.9%
Median Time to Sale	67 Days	72 Days	-6.9%
New Pending Sales	375	358	4.7%
New Listings	597	494	20.9%
Pending Inventory	161	160	0.6%
Inventory (Active Listings)	590	499	18.2%
Months Supply of Inventory	3.6	3.1	16.1%



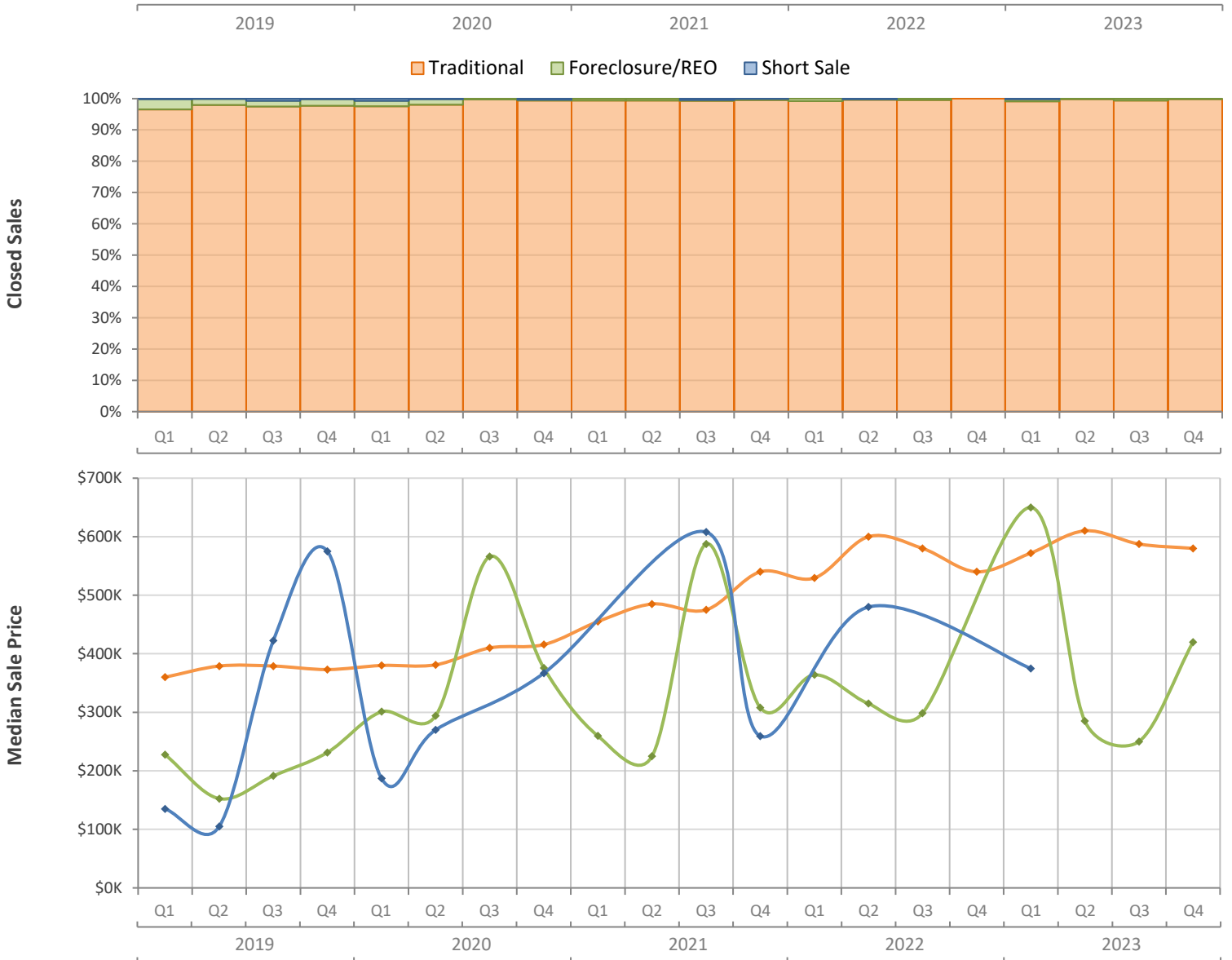
Quarterly Distressed Market - Q4 2023

Single-Family Homes

Martin County



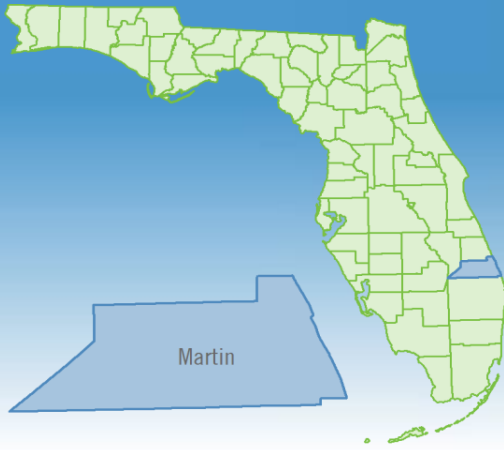
		Q4 2023	Q4 2022	Percent Change Year-over-Year
Traditional	Closed Sales	419	371	12.9%
	Median Sale Price	\$580,000	\$540,000	7.4%
Foreclosure/REO	Closed Sales	1	0	N/A
	Median Sale Price	\$420,000	(No Sales)	N/A
Short Sale	Closed Sales	0	0	N/A
	Median Sale Price	(No Sales)	(No Sales)	N/A



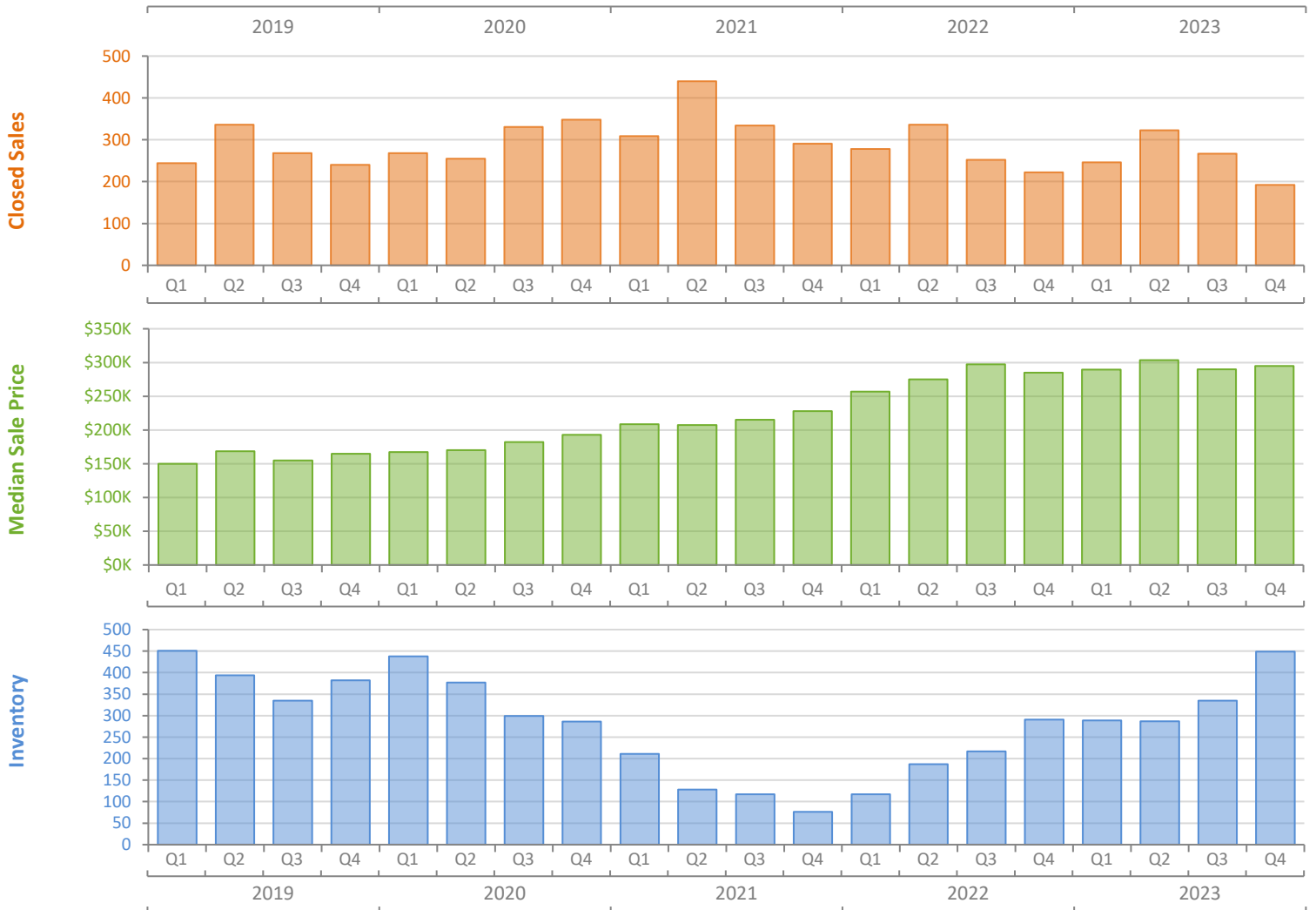
Quarterly Market Summary - Q4 2023

Townhouses and Condos

Martin County



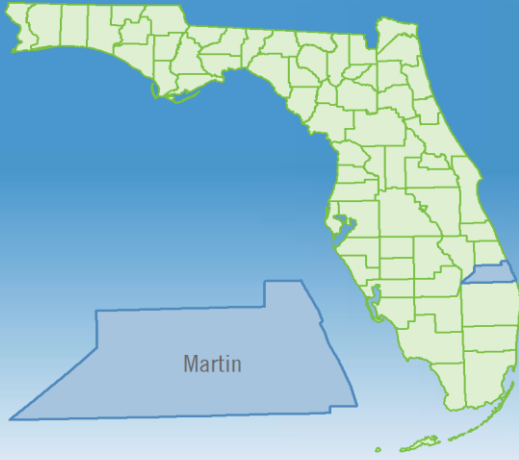
	Q4 2023	Q4 2022	Percent Change Year-over-Year
Closed Sales	192	222	-13.5%
Paid in Cash	124	144	-13.9%
Median Sale Price	\$295,000	\$285,000	3.5%
Average Sale Price	\$378,308	\$315,992	19.7%
Dollar Volume	\$72.6 Million	\$70.2 Million	3.5%
Med. Pct. of Orig. List Price Received	95.3%	95.6%	-0.3%
Median Time to Contract	34 Days	25 Days	36.0%
Median Time to Sale	68 Days	61 Days	11.5%
New Pending Sales	214	188	13.8%
New Listings	390	291	34.0%
Pending Inventory	122	93	31.2%
Inventory (Active Listings)	449	291	54.3%
Months Supply of Inventory	5.2	3.2	62.5%



Quarterly Distressed Market - Q4 2023

Townhouses and Condos

Martin County



		Q4 2023	Q4 2022	Percent Change Year-over-Year
Traditional	Closed Sales	192	221	-13.1%
	Median Sale Price	\$295,000	\$285,000	3.5%
Foreclosure/REO	Closed Sales	0	1	-100.0%
	Median Sale Price	(No Sales)	\$180,000	N/A
Short Sale	Closed Sales	0	0	N/A
	Median Sale Price	(No Sales)	(No Sales)	N/A

