

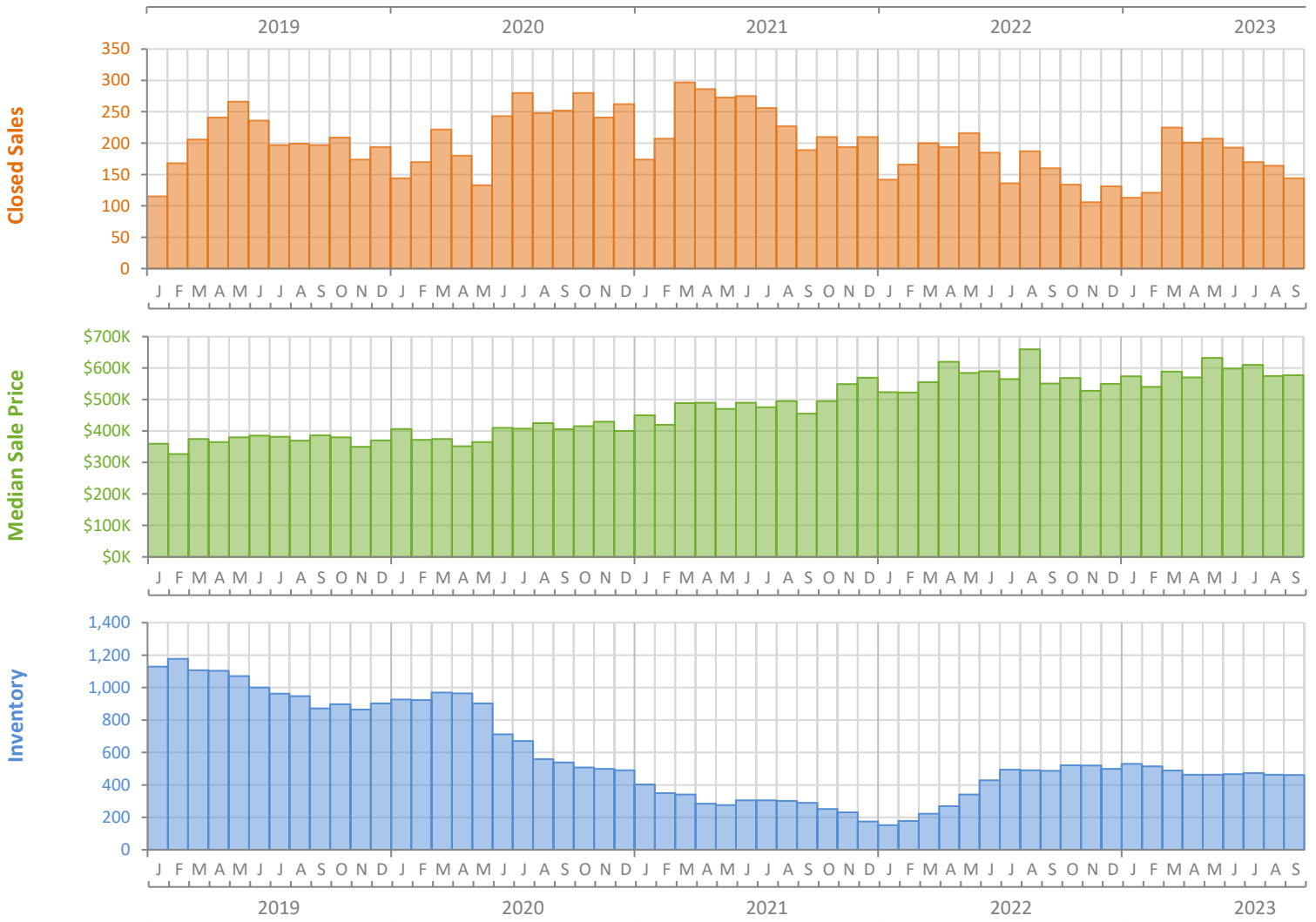
# Monthly Market Summary - September 2023

## Single-Family Homes

### Martin County



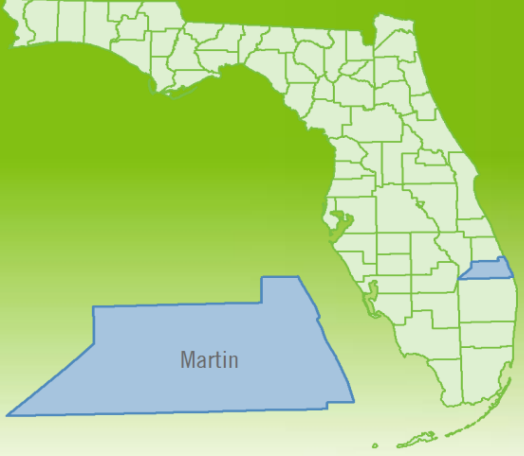
	September 2023	September 2022	Percent Change Year-over-Year
Closed Sales	144	160	-10.0%
Paid in Cash	61	60	1.7%
Median Sale Price	\$577,645	\$551,000	4.8%
Average Sale Price	\$718,497	\$758,666	-5.3%
Dollar Volume	\$103.5 Million	\$121.4 Million	-14.8%
Med. Pct. of Orig. List Price Received	95.6%	96.0%	-0.4%
Median Time to Contract	25 Days	17 Days	47.1%
Median Time to Sale	69 Days	61 Days	13.1%
New Pending Sales	164	132	24.2%
New Listings	205	173	18.5%
Pending Inventory	235	199	18.1%
Inventory (Active Listings)	461	486	-5.1%
Months Supply of Inventory	2.9	2.7	7.4%



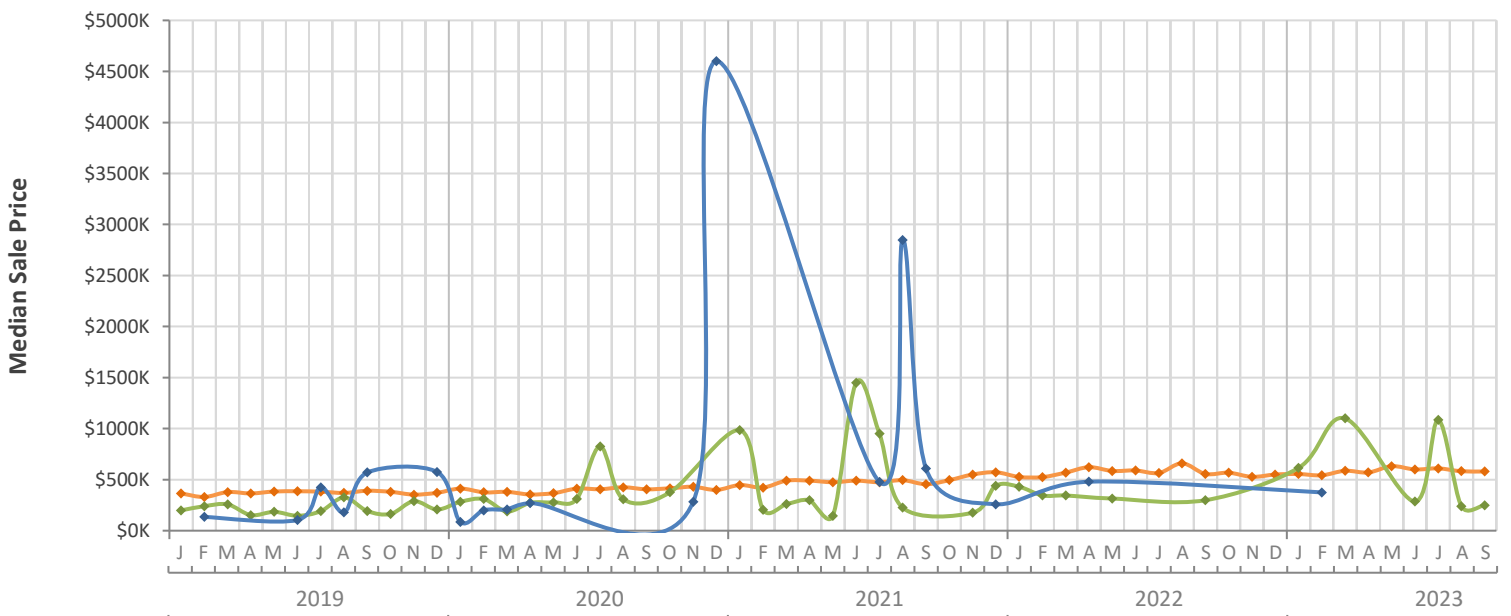
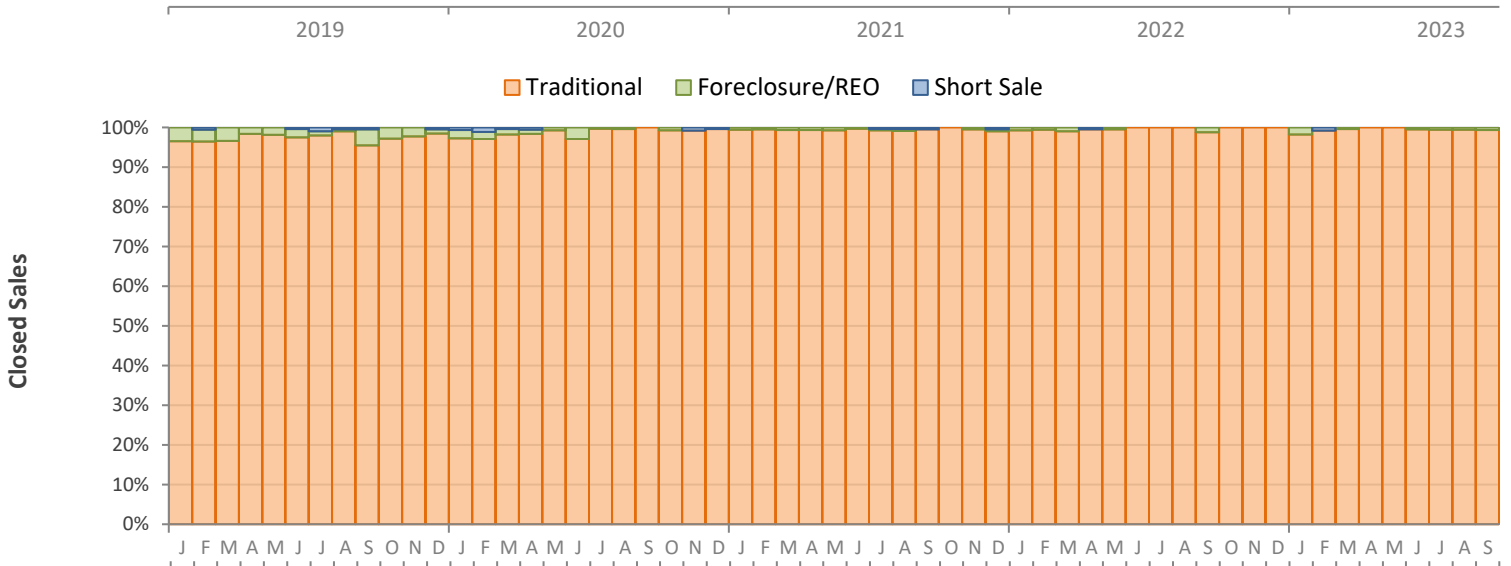
# Monthly Distressed Market - September 2023

## Single-Family Homes

### Martin County



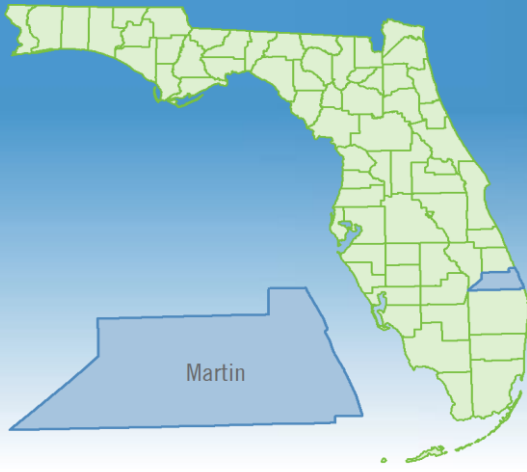
		September 2023	September 2022	Percent Change Year-over-Year
Traditional	Closed Sales	143	158	-9.5%
	Median Sale Price	\$580,000	\$556,000	4.3%
Foreclosure/REO	Closed Sales	1	2	-50.0%
	Median Sale Price	\$250,000	\$298,500	-16.2%
Short Sale	Closed Sales	0	0	N/A
	Median Sale Price	(No Sales)	(No Sales)	N/A



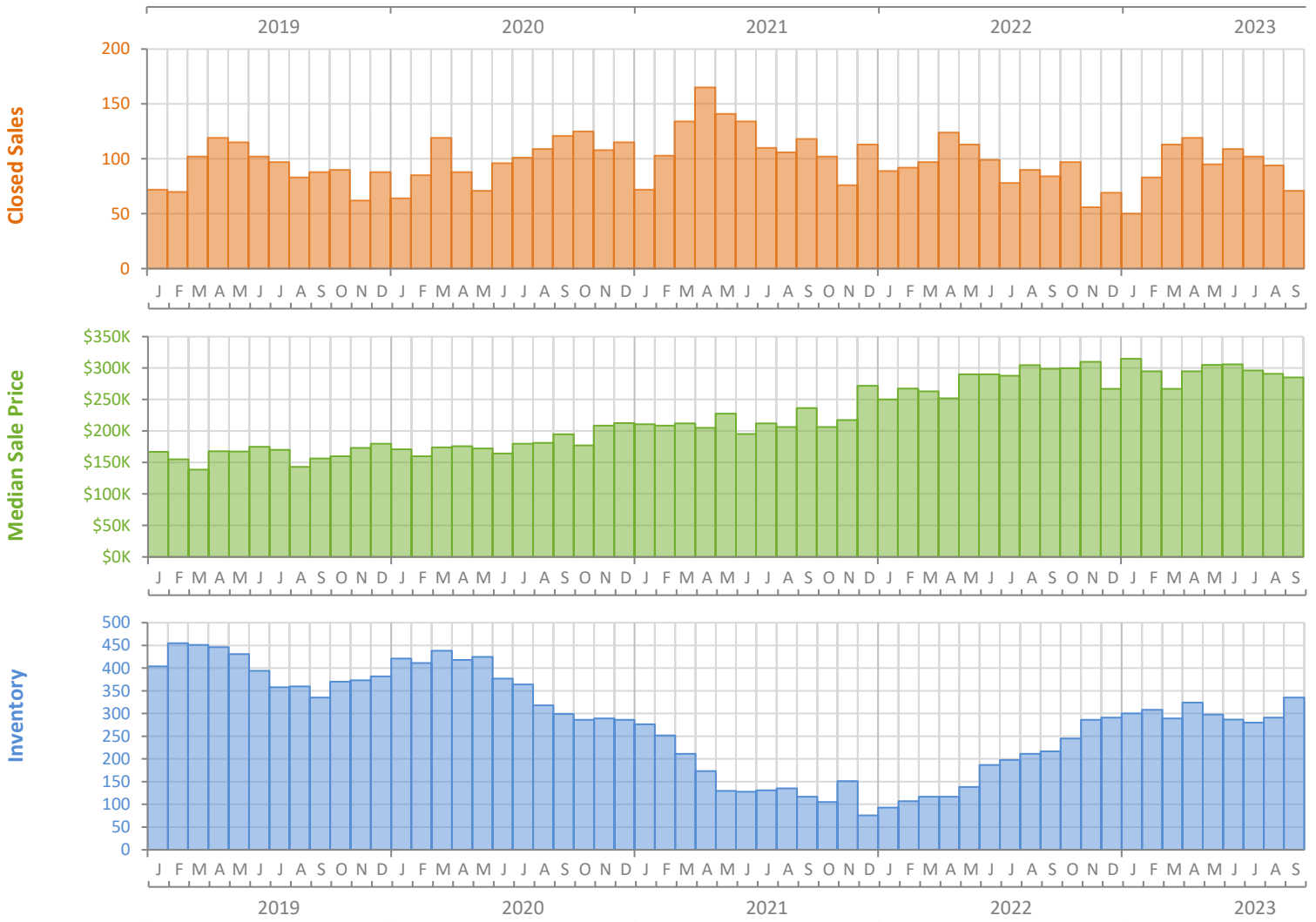
# Monthly Market Summary - September 2023

## Townhouses and Condos

### Martin County



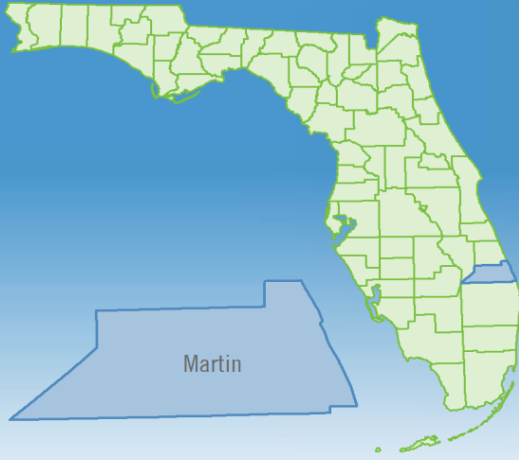
	September 2023	September 2022	Percent Change Year-over-Year
Closed Sales	71	84	-15.5%
Paid in Cash	48	44	9.1%
Median Sale Price	\$285,000	\$299,000	-4.7%
Average Sale Price	\$328,112	\$324,695	1.1%
Dollar Volume	\$23.3 Million	\$27.3 Million	-14.6%
Med. Pct. of Orig. List Price Received	95.1%	97.1%	-2.1%
Median Time to Contract	38 Days	15 Days	153.3%
Median Time to Sale	72 Days	56 Days	28.6%
New Pending Sales	69	77	-10.4%
New Listings	132	97	36.1%
Pending Inventory	127	154	-17.5%
Inventory (Active Listings)	335	217	54.4%
Months Supply of Inventory	3.8	2.3	65.2%



# Monthly Distressed Market - September 2023

## Townhouses and Condos

### Martin County



		September 2023	September 2022	Percent Change Year-over-Year
Traditional	Closed Sales	71	84	-15.5%
	Median Sale Price	\$285,000	\$299,000	-4.7%
Foreclosure/REO	Closed Sales	0	0	N/A
	Median Sale Price	(No Sales)	(No Sales)	N/A
Short Sale	Closed Sales	0	0	N/A
	Median Sale Price	(No Sales)	(No Sales)	N/A

