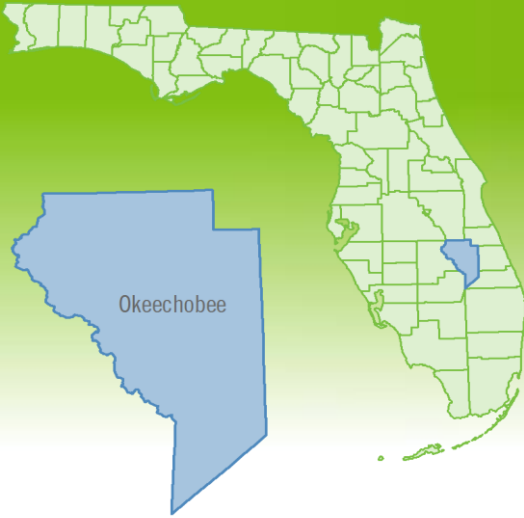


Yearly Market Summary - 2023

Single-Family Homes

Okeechobee County



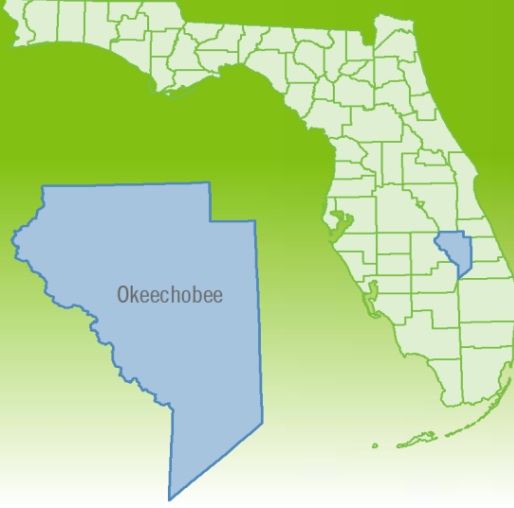
	2023	2022	Percent Change Year-over-Year
Closed Sales	310	319	-2.8%
Paid in Cash	102	87	17.2%
Median Sale Price	\$273,950	\$277,500	-1.3%
Average Sale Price	\$303,210	\$313,478	-3.3%
Dollar Volume	\$94.0 Million	\$100.0 Million	-6.0%
Med. Pct. of Orig. List Price Received	94.8%	97.2%	-2.5%
Median Time to Contract	52 Days	28 Days	85.7%
Median Time to Sale	88 Days	72 Days	22.2%
New Pending Sales	341	348	-2.0%
New Listings	409	434	-5.8%
Pending Inventory	27	29	-6.9%
Inventory (Active Listings)	119	117	1.7%
Months Supply of Inventory	4.6	4.4	4.5%



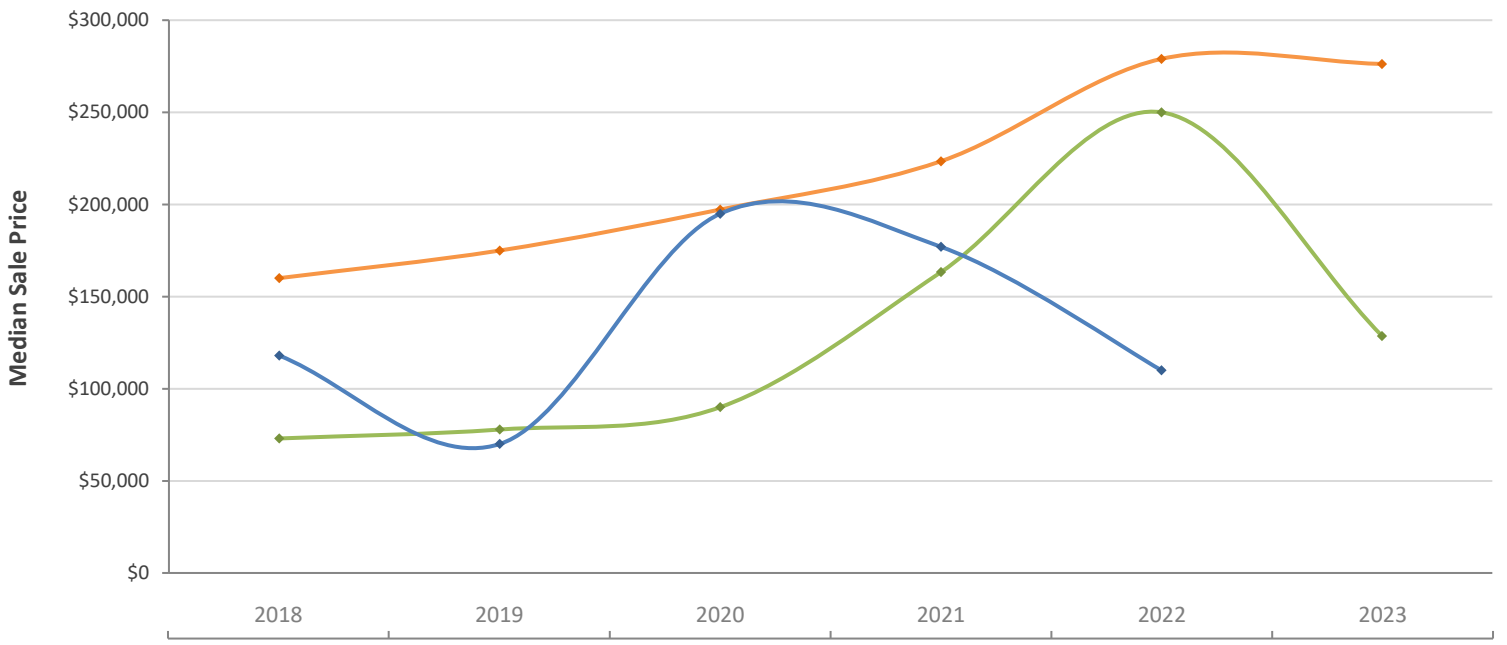
Yearly Distressed Market - 2023

Single-Family Homes

Okeechobee County



		2023	2022	Percent Change Year-over-Year
Traditional	Closed Sales	307	316	-2.8%
	Median Sale Price	\$276,250	\$279,000	-1.0%
Foreclosure/REO	Closed Sales	3	2	50.0%
	Median Sale Price	\$128,625	\$250,000	-48.6%
Short Sale	Closed Sales	0	1	-100.0%
	Median Sale Price	(No Sales)	\$110,000	N/A



Produced by Florida REALTORS® with data provided by Florida's multiple listing services. Statistics for each month compiled from MLS feeds on the 15th day of the following month. Data released on Friday, January 19, 2024. Next yearly data release is TBD.

Yearly Market Summary - 2023

Townhouses and Condos

Okeechobee County



	2023	2022	Percent Change Year-over-Year
Closed Sales	23	10	130.0%
Paid in Cash	13	8	62.5%
Median Sale Price	\$142,000	\$92,500	53.5%
Average Sale Price	\$153,752	\$95,800	60.5%
Dollar Volume	\$3.5 Million	\$958,000	269.1%
Med. Pct. of Orig. List Price Received	96.2%	95.2%	1.1%
Median Time to Contract	24 Days	11 Days	118.2%
Median Time to Sale	61 Days	66 Days	-7.6%
New Pending Sales	24	15	60.0%
New Listings	29	22	31.8%
Pending Inventory	0	1	-100.0%
Inventory (Active Listings)	5	8	-37.5%
Months Supply of Inventory	2.6	9.6	-72.9%



Yearly Distressed Market - 2023

Townhouses and Condos

Okeechobee County



		2023	2022	Percent Change Year-over-Year
Traditional	Closed Sales	23	10	130.0%
	Median Sale Price	\$142,000	\$92,500	53.5%
Foreclosure/REO	Closed Sales	0	0	N/A
	Median Sale Price	(No Sales)	(No Sales)	N/A
Short Sale	Closed Sales	0	0	N/A
	Median Sale Price	(No Sales)	(No Sales)	N/A

