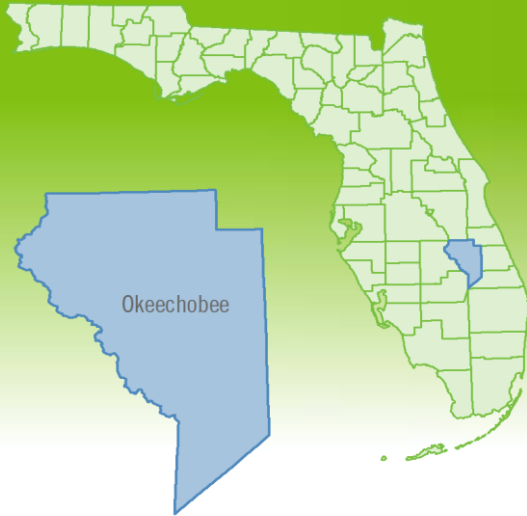


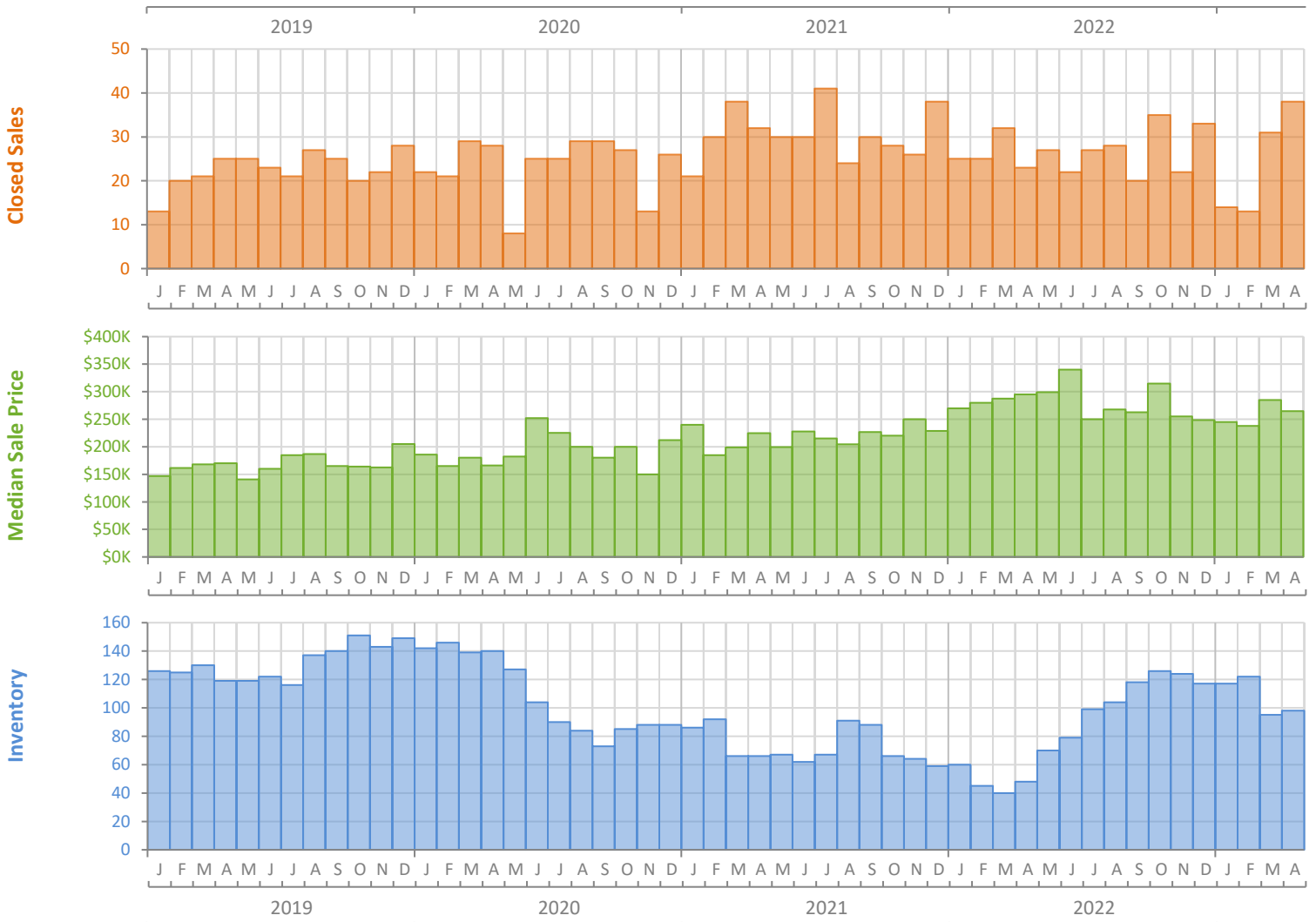
# Monthly Market Summary - April 2023

## Single-Family Homes

### Okeechobee County



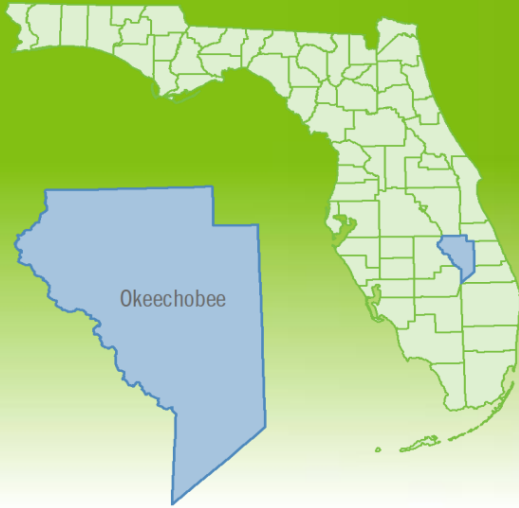
	April 2023	April 2022	Percent Change Year-over-Year
Closed Sales	38	23	65.2%
Paid in Cash	12	6	100.0%
Median Sale Price	\$264,500	\$295,000	-10.3%
Average Sale Price	\$268,359	\$326,191	-17.7%
Dollar Volume	\$10.2 Million	\$7.5 Million	35.9%
Med. Pct. of Orig. List Price Received	97.1%	97.3%	-0.2%
Median Time to Contract	44 Days	19 Days	131.6%
Median Time to Sale	79 Days	75 Days	5.3%
New Pending Sales	32	24	33.3%
New Listings	35	33	6.1%
Pending Inventory	55	43	27.9%
Inventory (Active Listings)	98	48	104.2%
Months Supply of Inventory	3.8	1.6	137.5%



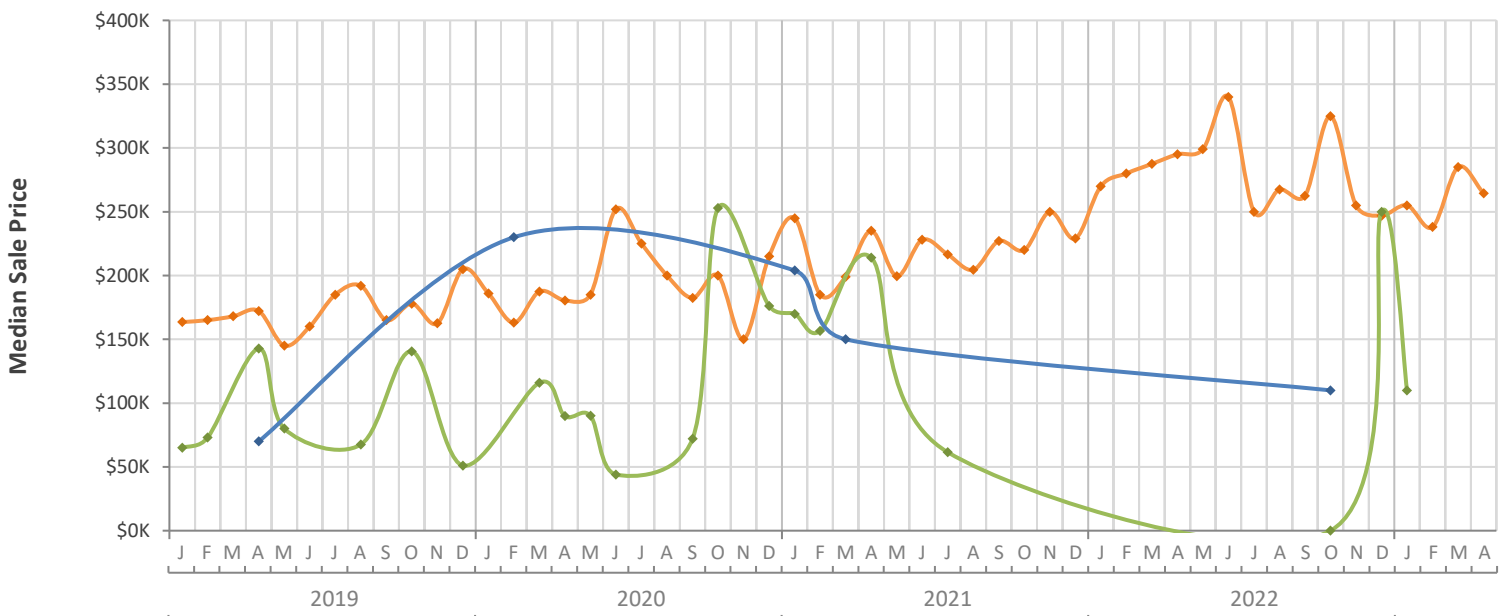
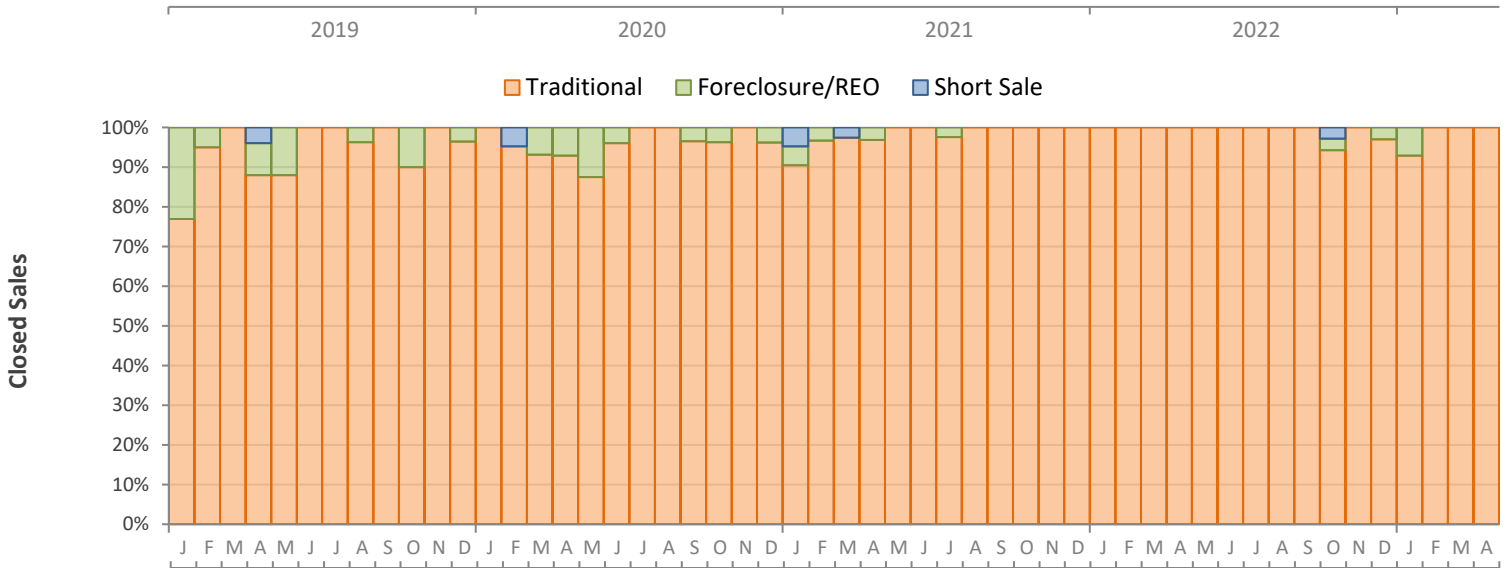
# Monthly Distressed Market - April 2023

## Single-Family Homes

### Okeechobee County



		April 2023	April 2022	Percent Change Year-over-Year
Traditional	Closed Sales	38	23	65.2%
	Median Sale Price	\$264,500	\$295,000	-10.3%
Foreclosure/REO	Closed Sales	0	0	N/A
	Median Sale Price	(No Sales)	(No Sales)	N/A
Short Sale	Closed Sales	0	0	N/A
	Median Sale Price	(No Sales)	(No Sales)	N/A



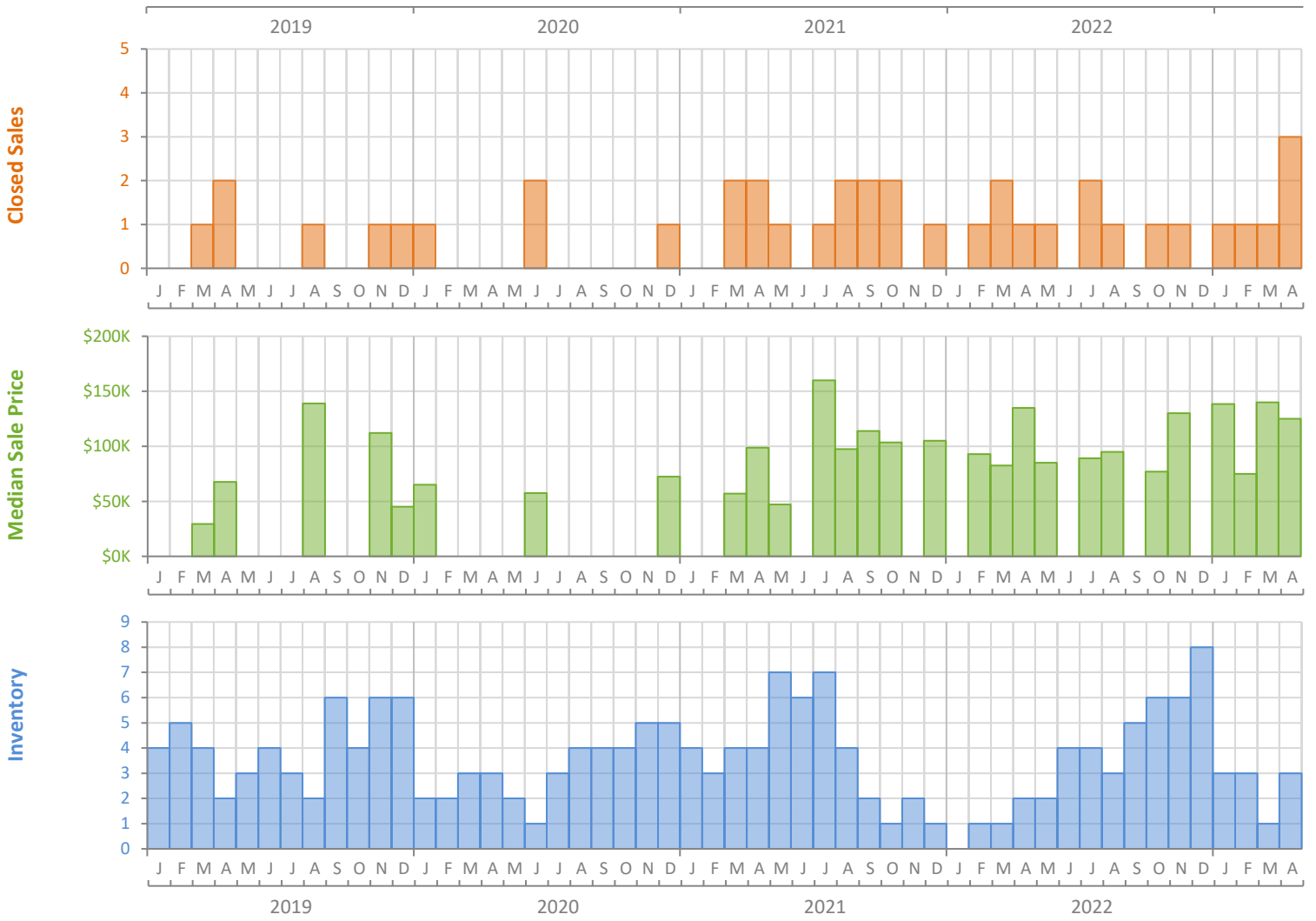
# Monthly Market Summary - April 2023

## Townhouses and Condos

### Okeechobee County



	April 2023	April 2022	Percent Change Year-over-Year
Closed Sales	3	1	200.0%
Paid in Cash	3	1	200.0%
Median Sale Price	\$125,000	\$135,000	-7.4%
Average Sale Price	\$117,333	\$135,000	-13.1%
Dollar Volume	\$351,999	\$135,000	160.7%
Med. Pct. of Orig. List Price Received	92.9%	100.0%	-7.1%
Median Time to Contract	39 Days	7 Days	457.1%
Median Time to Sale	60 Days	38 Days	57.9%
New Pending Sales	1	1	0.0%
New Listings	5	2	150.0%
Pending Inventory	2	1	100.0%
Inventory (Active Listings)	3	2	50.0%
Months Supply of Inventory	3.0	1.8	66.7%



# Monthly Distressed Market - April 2023

## Townhouses and Condos

### Okeechobee County



		April 2023	April 2022	Percent Change Year-over-Year
Traditional	Closed Sales	3	1	200.0%
	Median Sale Price	\$125,000	\$135,000	-7.4%
Foreclosure/REO	Closed Sales	0	0	N/A
	Median Sale Price	(No Sales)	(No Sales)	N/A
Short Sale	Closed Sales	0	0	N/A
	Median Sale Price	(No Sales)	(No Sales)	N/A

