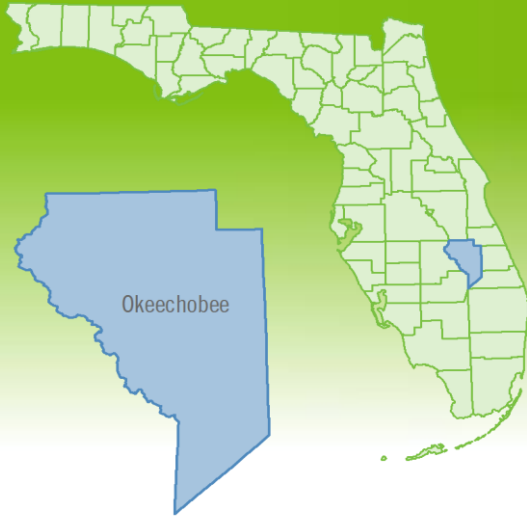


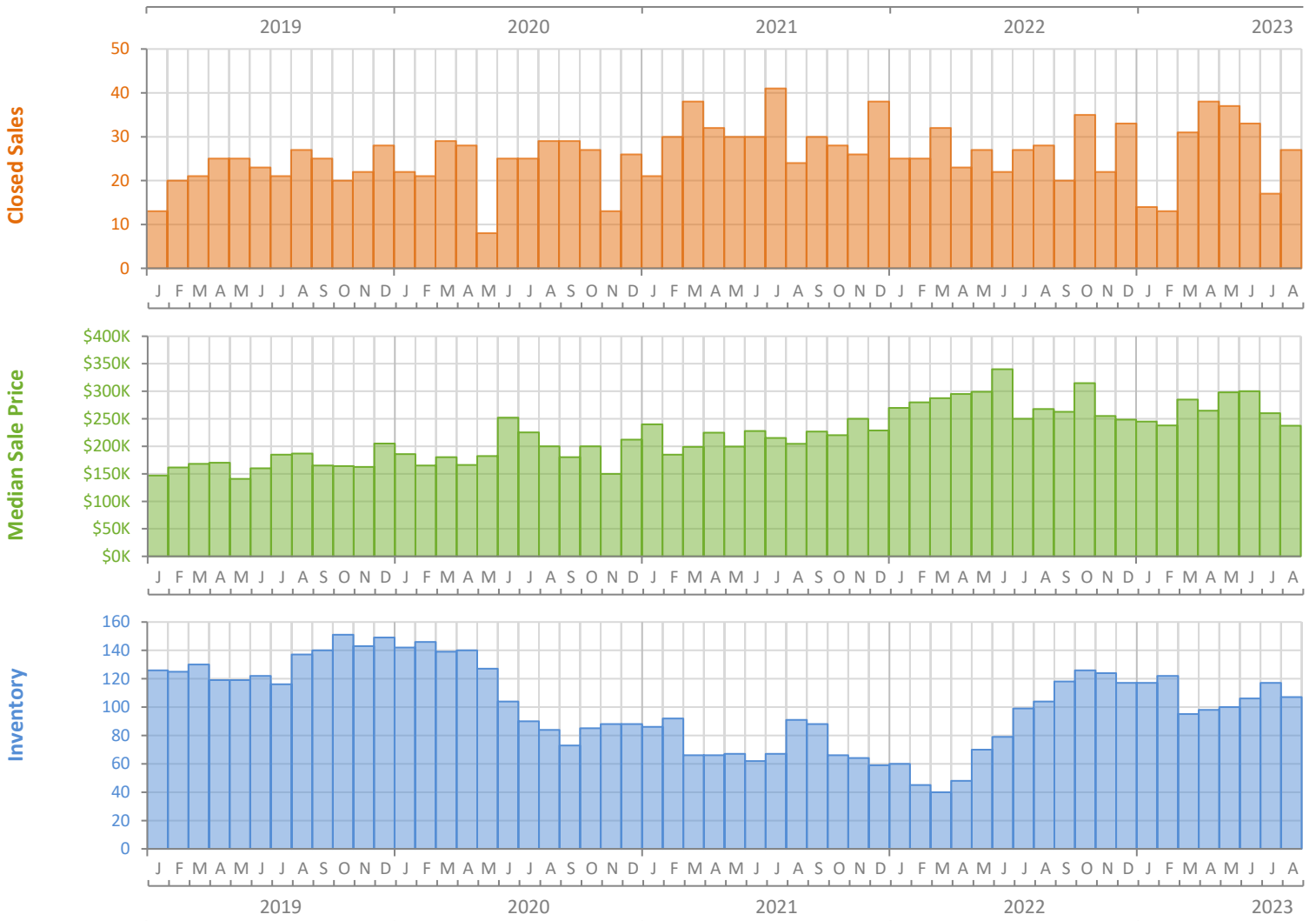
Monthly Market Summary - August 2023

Single-Family Homes

Okeechobee County



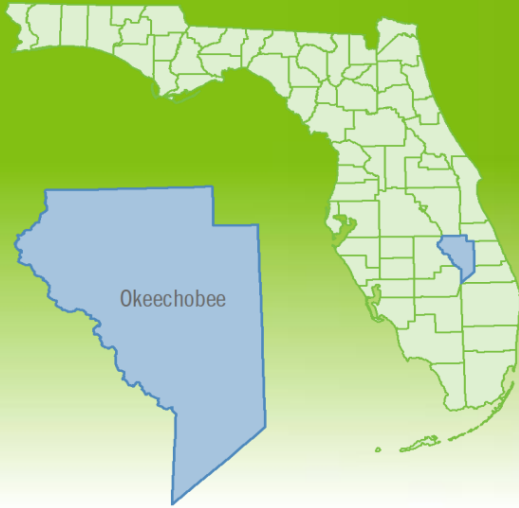
	August 2023	August 2022	Percent Change Year-over-Year
Closed Sales	27	28	-3.6%
Paid in Cash	10	7	42.9%
Median Sale Price	\$237,500	\$267,500	-11.2%
Average Sale Price	\$272,074	\$307,714	-11.6%
Dollar Volume	\$7.3 Million	\$8.6 Million	-14.7%
Med. Pct. of Orig. List Price Received	97.3%	96.6%	0.7%
Median Time to Contract	17 Days	43 Days	-60.5%
Median Time to Sale	62 Days	78 Days	-20.5%
New Pending Sales	28	38	-26.3%
New Listings	32	50	-36.0%
Pending Inventory	36	58	-37.9%
Inventory (Active Listings)	107	104	2.9%
Months Supply of Inventory	4.0	3.8	5.3%



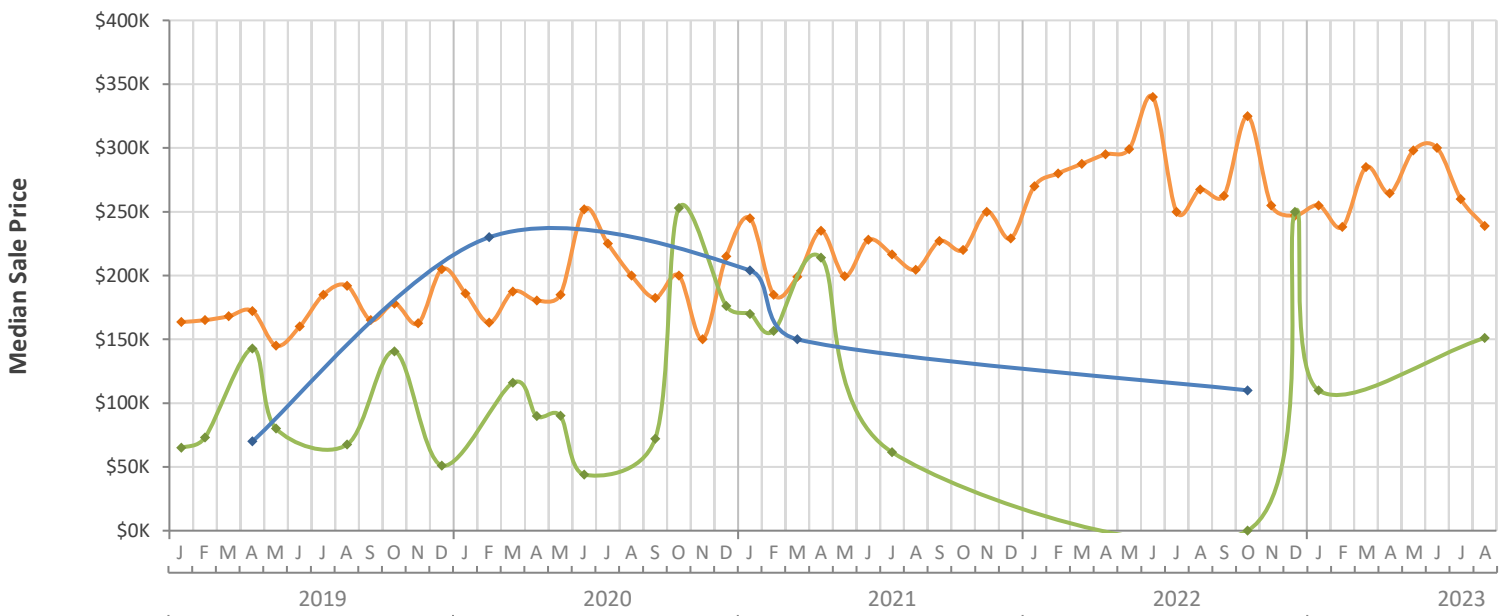
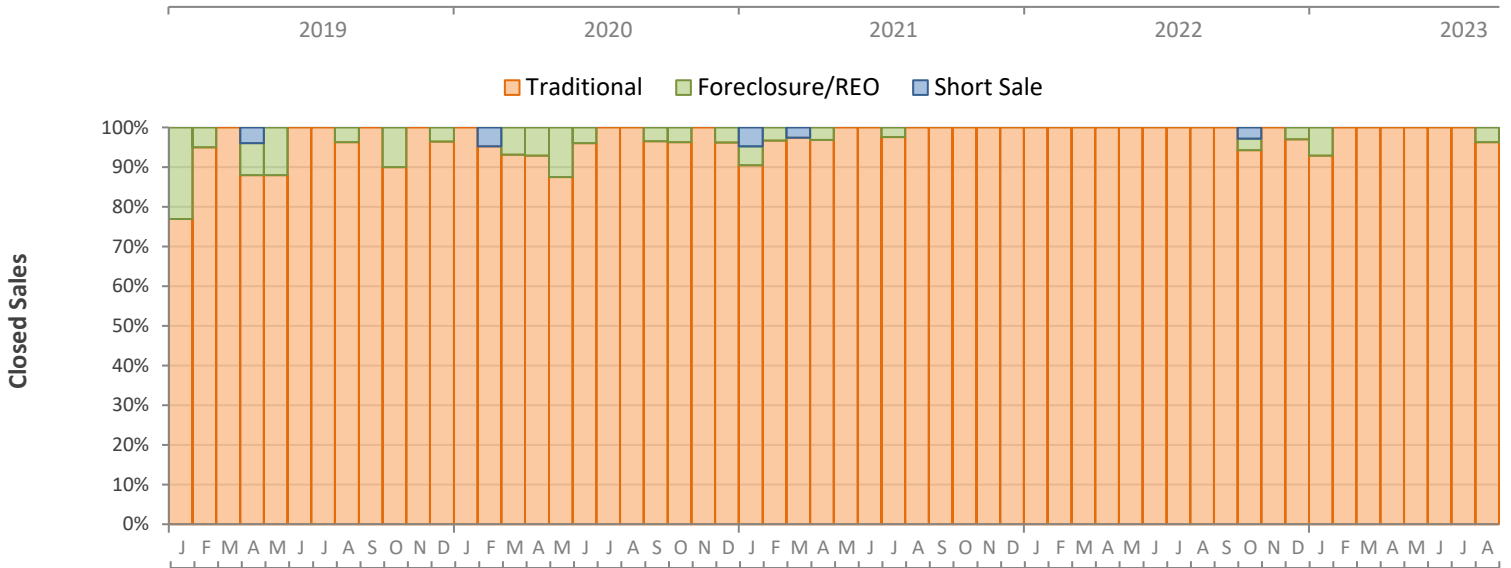
Monthly Distressed Market - August 2023

Single-Family Homes

Okeechobee County



		August 2023	August 2022	Percent Change Year-over-Year
Traditional	Closed Sales	26	28	-7.1%
	Median Sale Price	\$238,750	\$267,500	-10.7%
Foreclosure/REO	Closed Sales	1	0	N/A
	Median Sale Price	\$151,000	(No Sales)	N/A
Short Sale	Closed Sales	0	0	N/A
	Median Sale Price	(No Sales)	(No Sales)	N/A



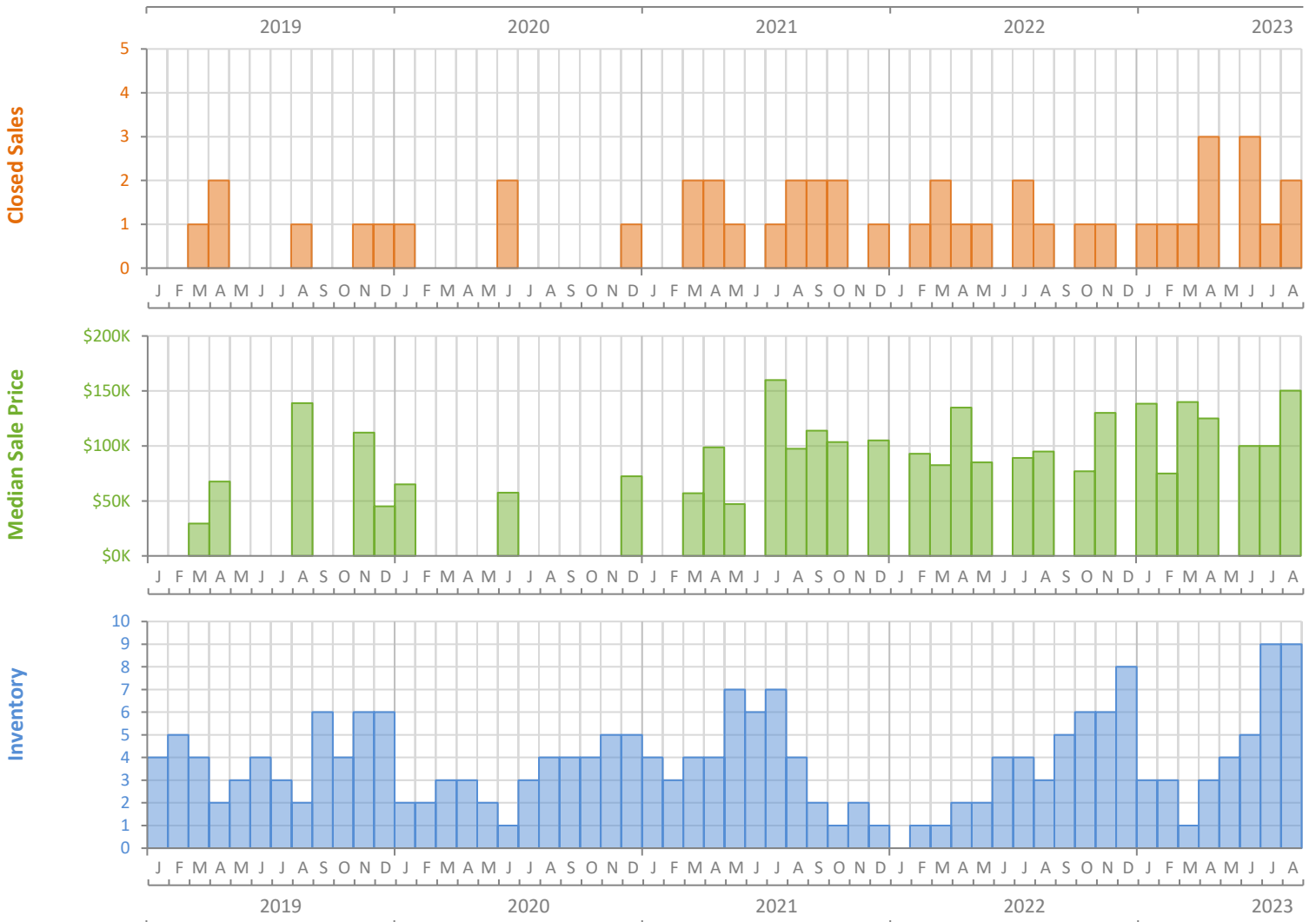
Monthly Market Summary - August 2023

Townhouses and Condos

Okeechobee County



	August 2023	August 2022	Percent Change Year-over-Year
Closed Sales	2	1	100.0%
Paid in Cash	1	1	0.0%
Median Sale Price	\$150,250	\$95,000	58.2%
Average Sale Price	\$150,250	\$95,000	58.2%
Dollar Volume	\$300,500	\$95,000	216.3%
Med. Pct. of Orig. List Price Received	99.9%	87.2%	14.6%
Median Time to Contract	5 Days	9 Days	-44.4%
Median Time to Sale	35 Days	30 Days	16.7%
New Pending Sales	2	1	100.0%
New Listings	1	2	-50.0%
Pending Inventory	3	1	200.0%
Inventory (Active Listings)	9	3	200.0%
Months Supply of Inventory	7.7	2.8	175.0%



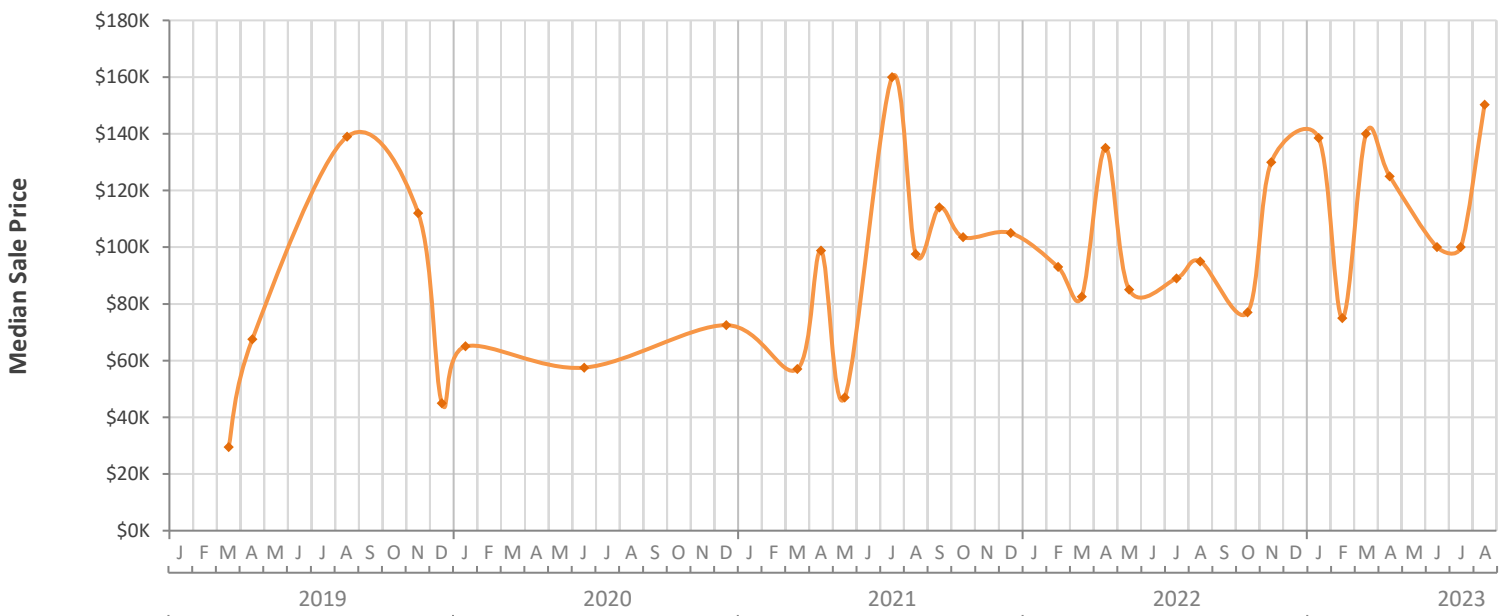
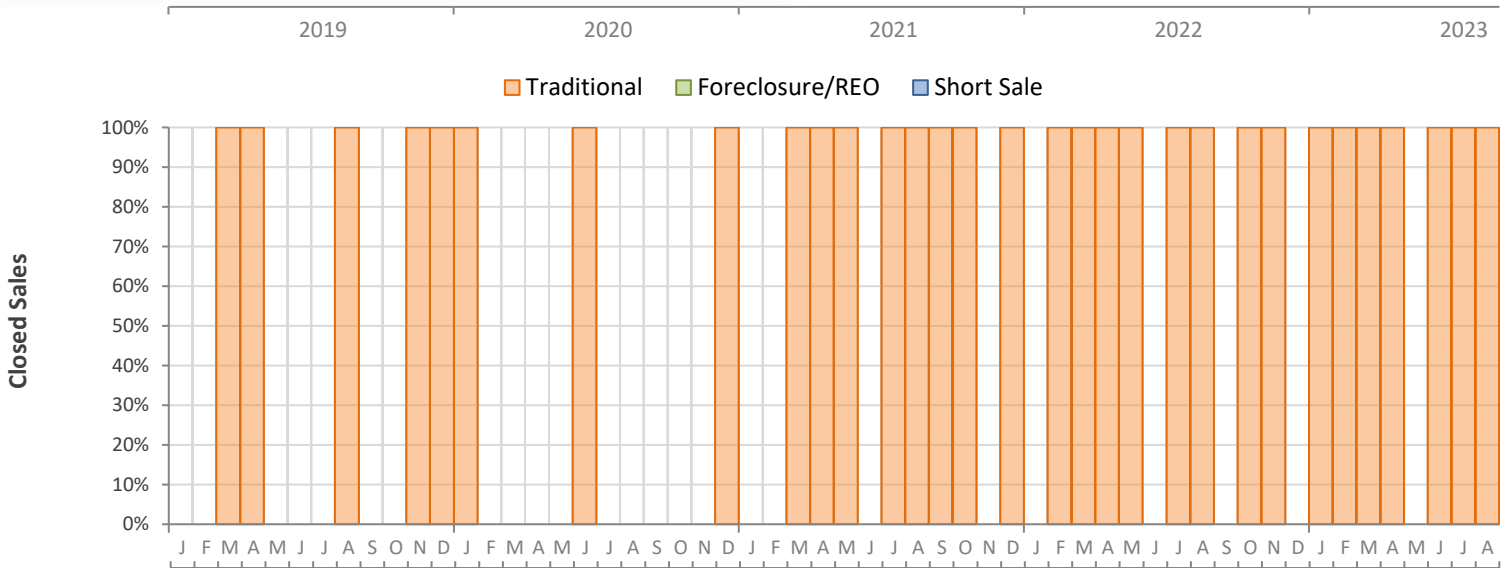
Monthly Distressed Market - August 2023

Townhouses and Condos

Okeechobee County



		August 2023	August 2022	Percent Change Year-over-Year
Traditional	Closed Sales	2	1	100.0%
	Median Sale Price	\$150,250	\$95,000	58.2%
Foreclosure/REO	Closed Sales	0	0	N/A
	Median Sale Price	(No Sales)	(No Sales)	N/A
Short Sale	Closed Sales	0	0	N/A
	Median Sale Price	(No Sales)	(No Sales)	N/A



Produced by Florida REALTORS® with data provided by Florida's multiple listing services. Statistics for each month compiled from MLS feeds on the 15th day of the following month. Data released on Thursday, September 21, 2023. Next data release is Thursday, October 19, 2023.