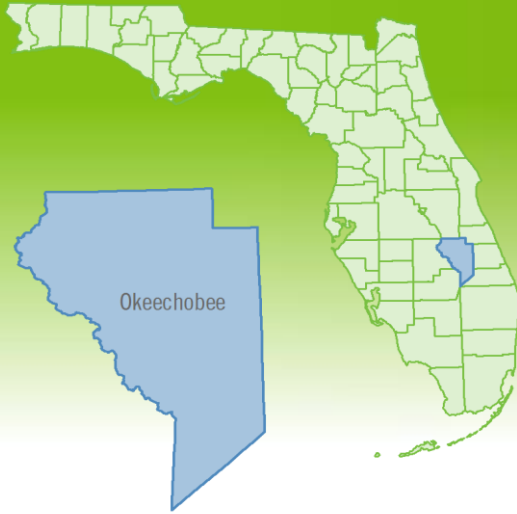


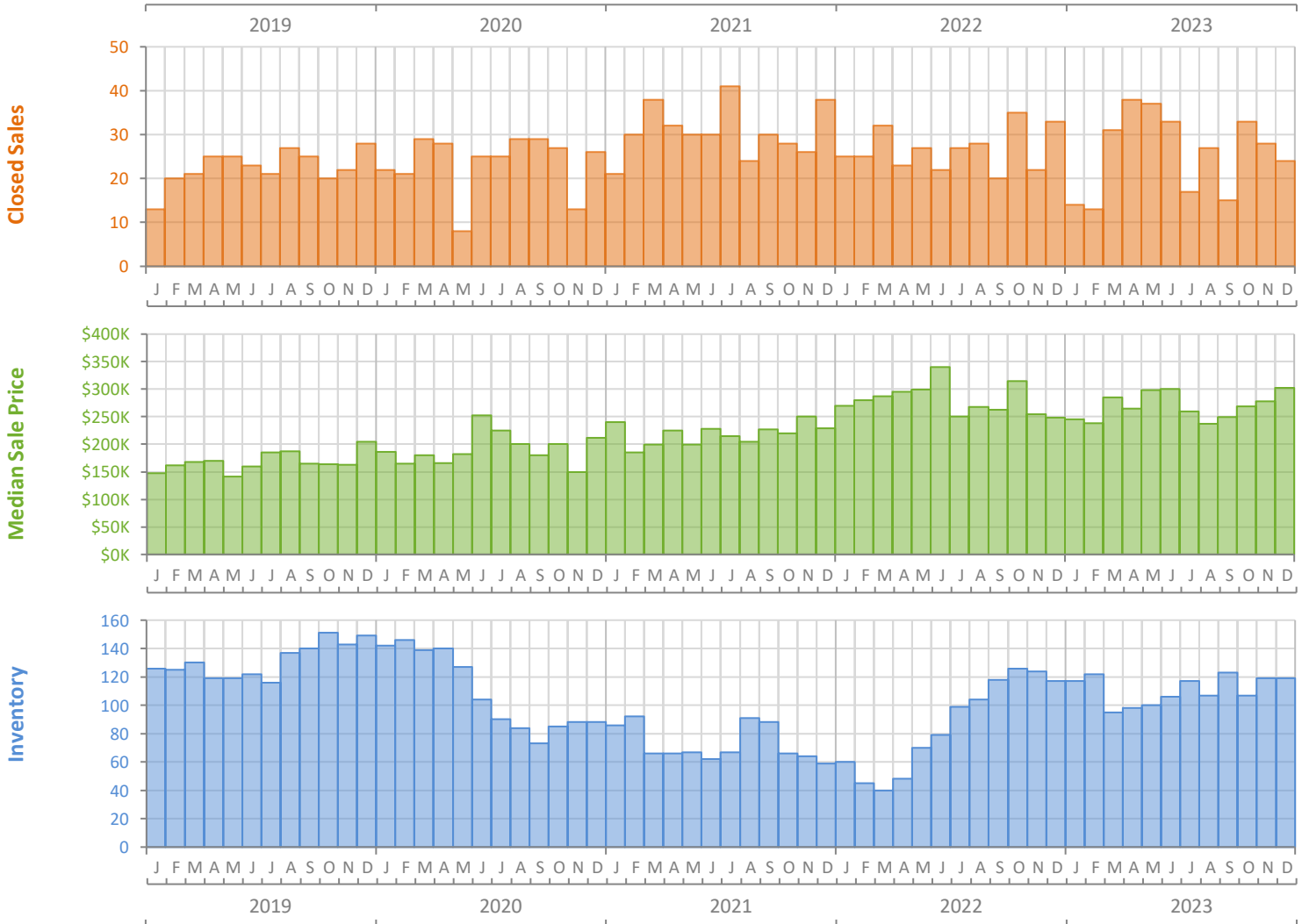
# Monthly Market Summary - December 2023

## Single-Family Homes

### Okeechobee County



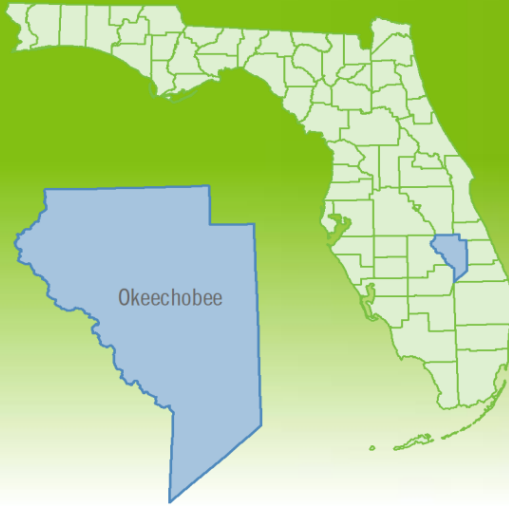
	December 2023	December 2022	Percent Change Year-over-Year
Closed Sales	24	33	-27.3%
Paid in Cash	6	8	-25.0%
Median Sale Price	\$302,500	\$248,500	21.7%
Average Sale Price	\$339,981	\$303,013	12.2%
Dollar Volume	\$8.2 Million	\$10.0 Million	-18.4%
Med. Pct. of Orig. List Price Received	91.3%	95.9%	-4.8%
Median Time to Contract	87 Days	43 Days	102.3%
Median Time to Sale	115 Days	73 Days	57.5%
New Pending Sales	17	21	-19.0%
New Listings	22	23	-4.3%
Pending Inventory	27	29	-6.9%
Inventory (Active Listings)	119	117	1.7%
Months Supply of Inventory	4.6	4.4	4.5%



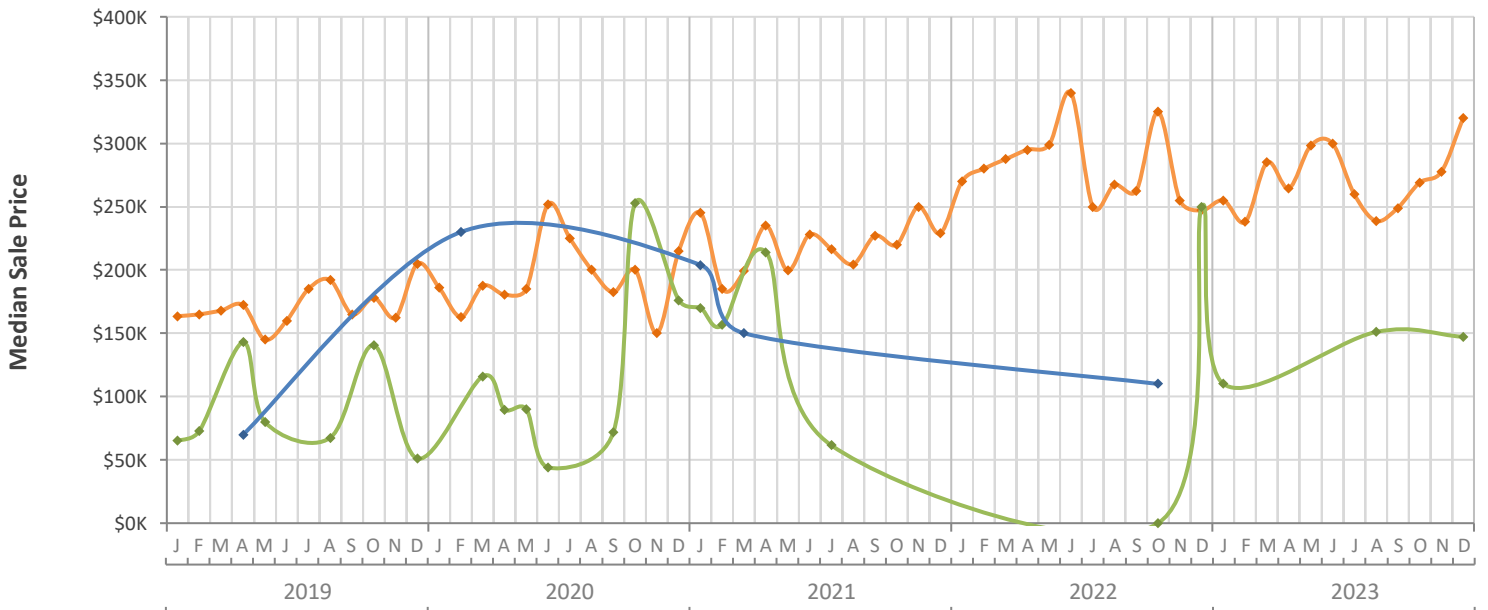
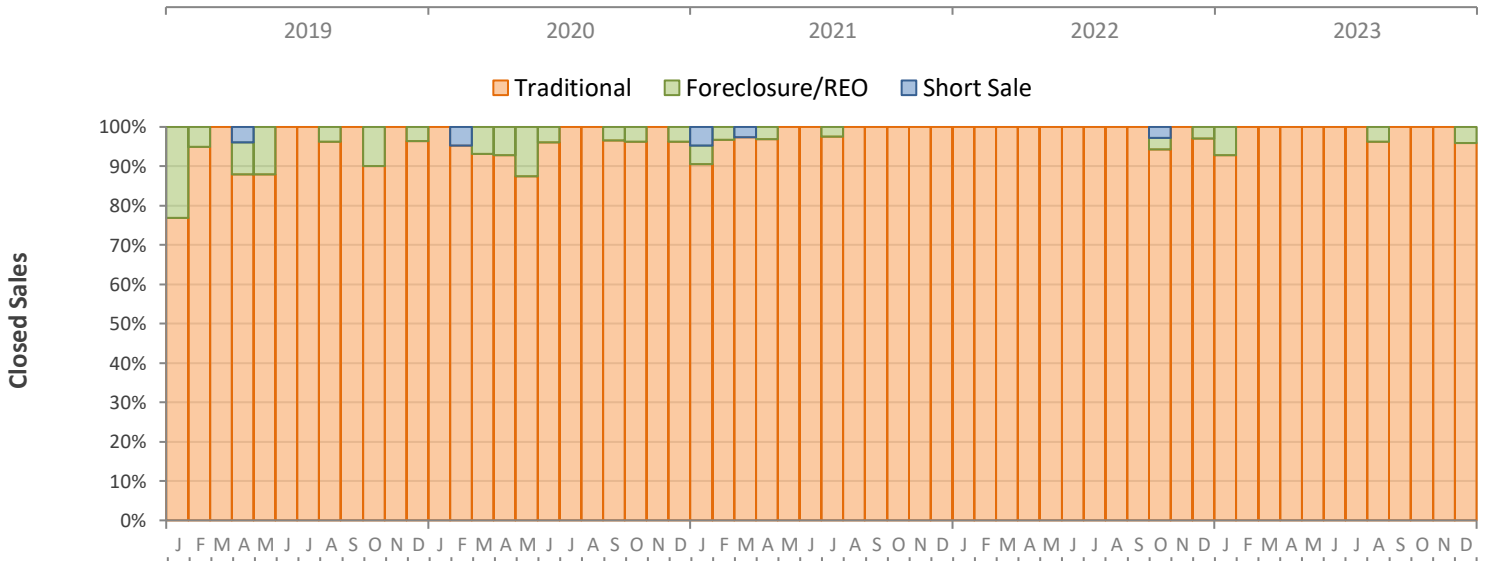
# Monthly Distressed Market - December 2023

## Single-Family Homes

### Okeechobee County



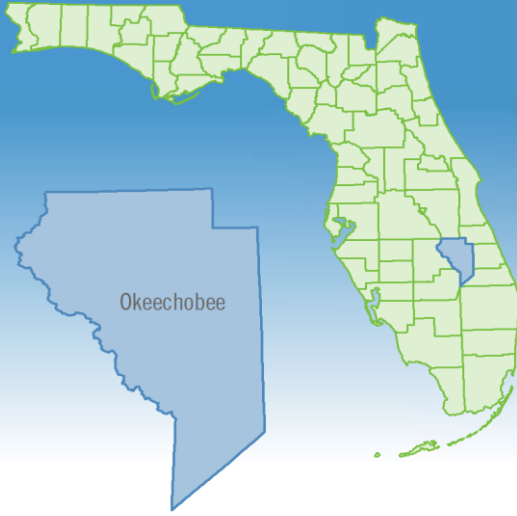
		December 2023	December 2022	Percent Change Year-over-Year
Traditional	Closed Sales	23	32	-28.1%
	Median Sale Price	\$320,000	\$247,000	29.6%
Foreclosure/REO	Closed Sales	1	1	0.0%
	Median Sale Price	\$147,250	\$250,000	-41.1%
Short Sale	Closed Sales	0	0	N/A
	Median Sale Price	(No Sales)	(No Sales)	N/A



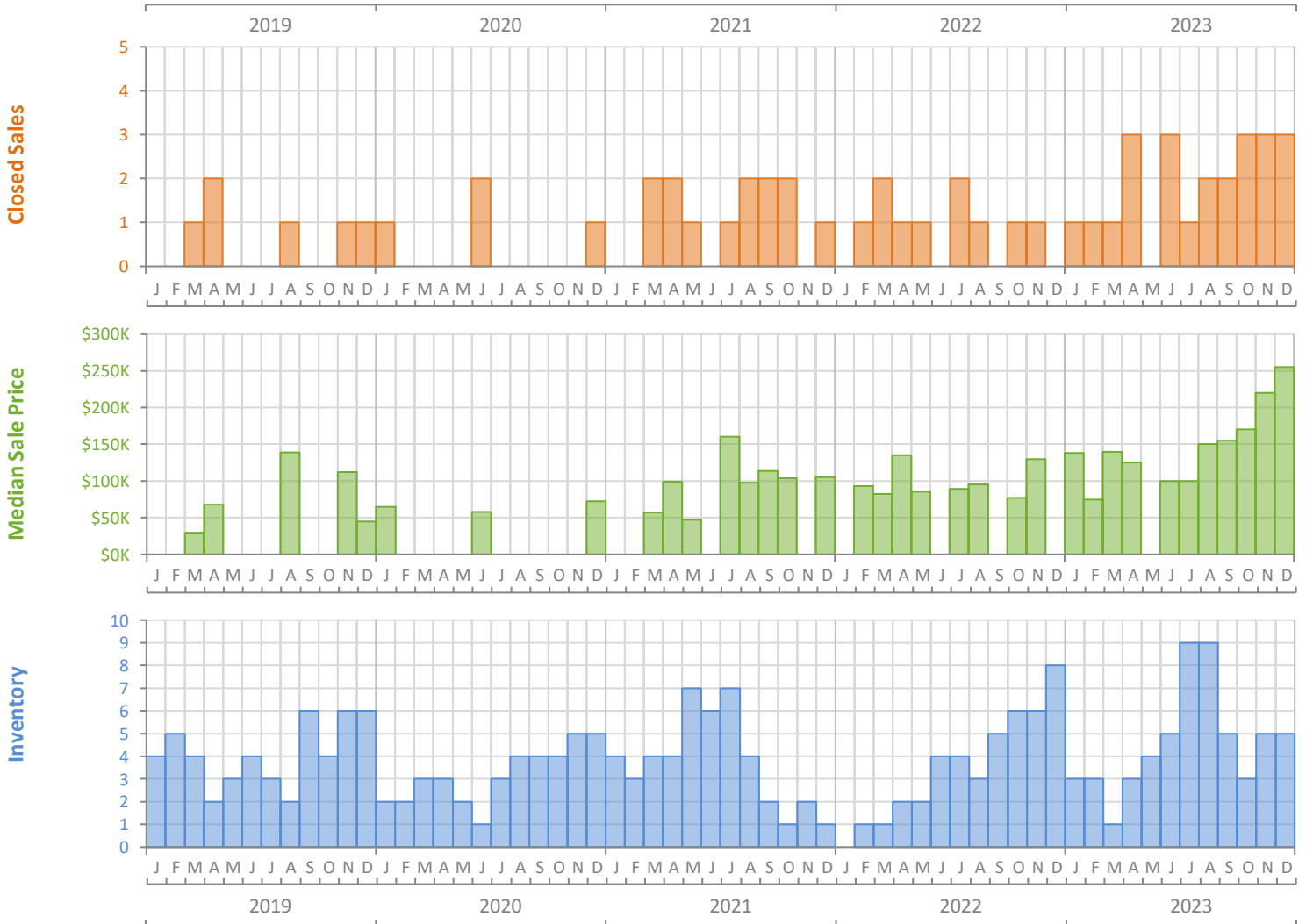
# Monthly Market Summary - December 2023

## Townhouses and Condos

### Okeechobee County



	December 2023	December 2022	Percent Change Year-over-Year
Closed Sales	3	0	N/A
Paid in Cash	1	0	N/A
Median Sale Price	\$255,000	(No Sales)	N/A
Average Sale Price	\$222,167	(No Sales)	N/A
Dollar Volume	\$666,501	\$0	N/A
Med. Pct. of Orig. List Price Received	97.3%	(No Sales)	N/A
Median Time to Contract	16 Days	(No Sales)	N/A
Median Time to Sale	36 Days	(No Sales)	N/A
New Pending Sales	1	1	0.0%
New Listings	2	1	100.0%
Pending Inventory	0	1	-100.0%
Inventory (Active Listings)	5	8	-37.5%
Months Supply of Inventory	2.6	9.6	-72.9%



Produced by Florida REALTORS® with data provided by Florida's multiple listing services. Statistics for each month compiled from MLS feeds on the 15th day of the following month. Data released on Friday, January 19, 2024. Next data release is Thursday, February 22, 2024.

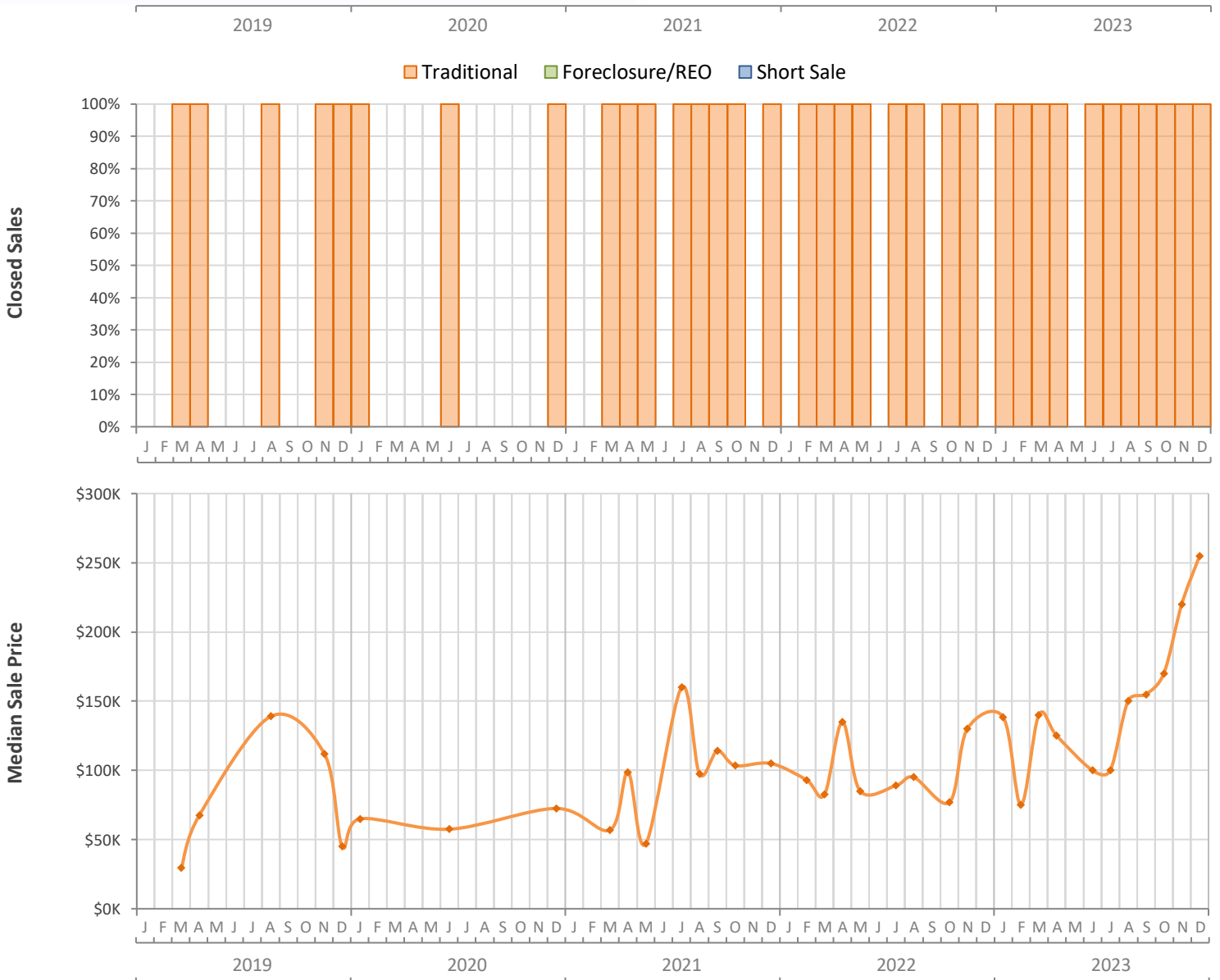
# Monthly Distressed Market - December 2023

## Townhouses and Condos

### Okeechobee County



		December 2023	December 2022	Percent Change Year-over-Year
Traditional	Closed Sales	3	0	N/A
	Median Sale Price	\$255,000	(No Sales)	N/A
Foreclosure/REO	Closed Sales	0	0	N/A
	Median Sale Price	(No Sales)	(No Sales)	N/A
Short Sale	Closed Sales	0	0	N/A
	Median Sale Price	(No Sales)	(No Sales)	N/A



Produced by Florida REALTORS® with data provided by Florida's multiple listing services. Statistics for each month compiled from MLS feeds on the 15th day of the following month. Data released on Friday, January 19, 2024. Next data release is Thursday, February 22, 2024.