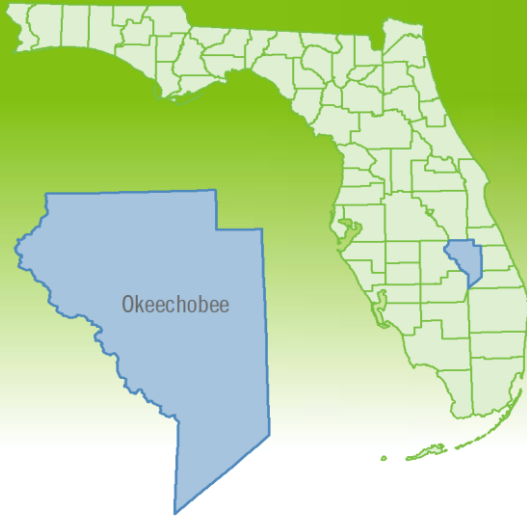


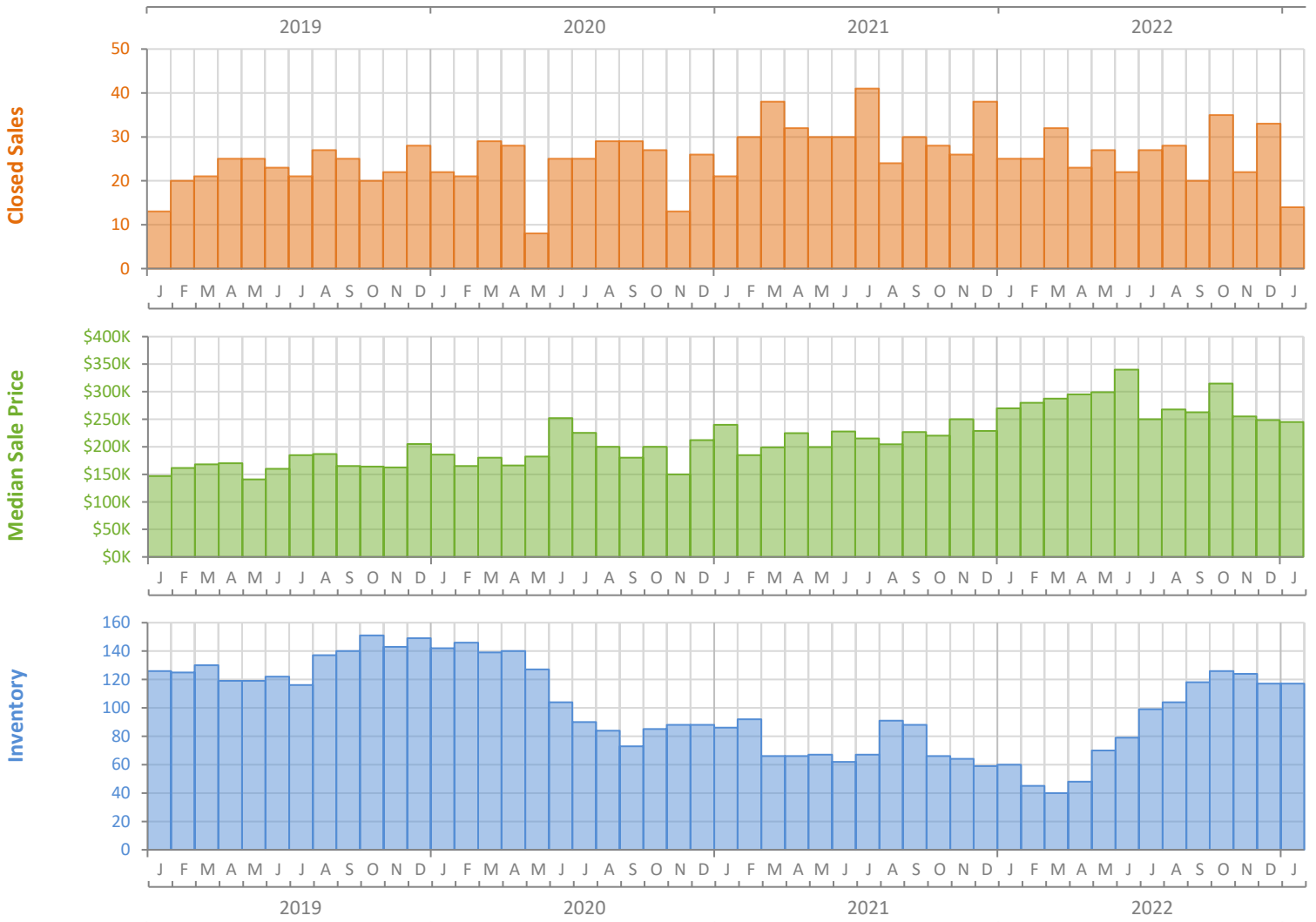
# Monthly Market Summary - January 2023

## Single-Family Homes

### Okeechobee County



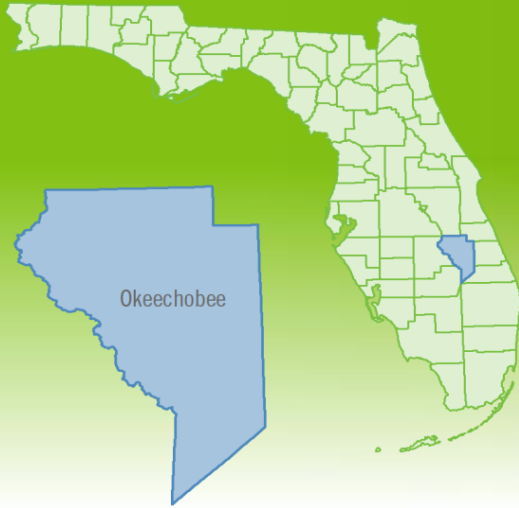
	January 2023	January 2022	Percent Change Year-over-Year
Closed Sales	14	25	-44.0%
Paid in Cash	8	8	0.0%
Median Sale Price	\$245,000	\$270,000	-9.3%
Average Sale Price	\$239,636	\$273,714	-12.5%
Dollar Volume	\$3.4 Million	\$6.8 Million	-51.0%
Med. Pct. of Orig. List Price Received	91.2%	98.1%	-7.0%
Median Time to Contract	37 Days	31 Days	19.4%
Median Time to Sale	91 Days	82 Days	11.0%
New Pending Sales	22	30	-26.7%
New Listings	33	32	3.1%
Pending Inventory	37	45	-17.8%
Inventory (Active Listings)	117	60	95.0%
Months Supply of Inventory	4.6	1.9	142.1%



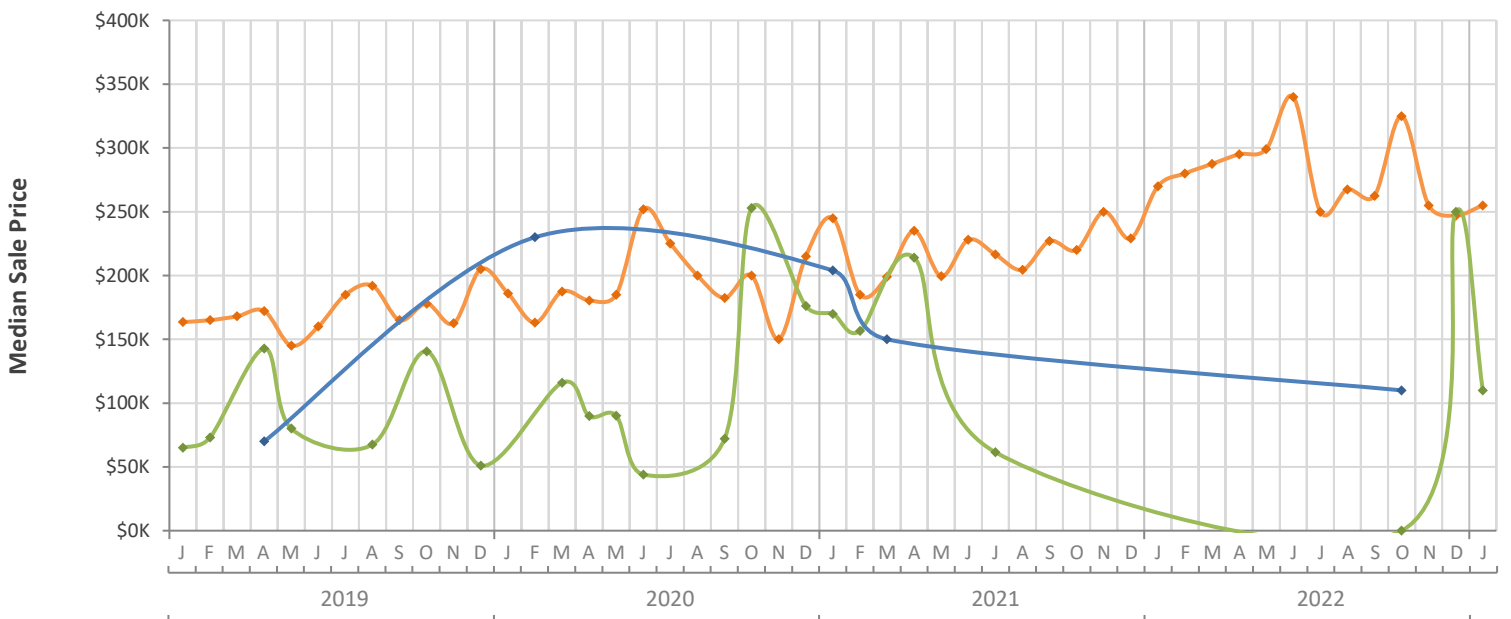
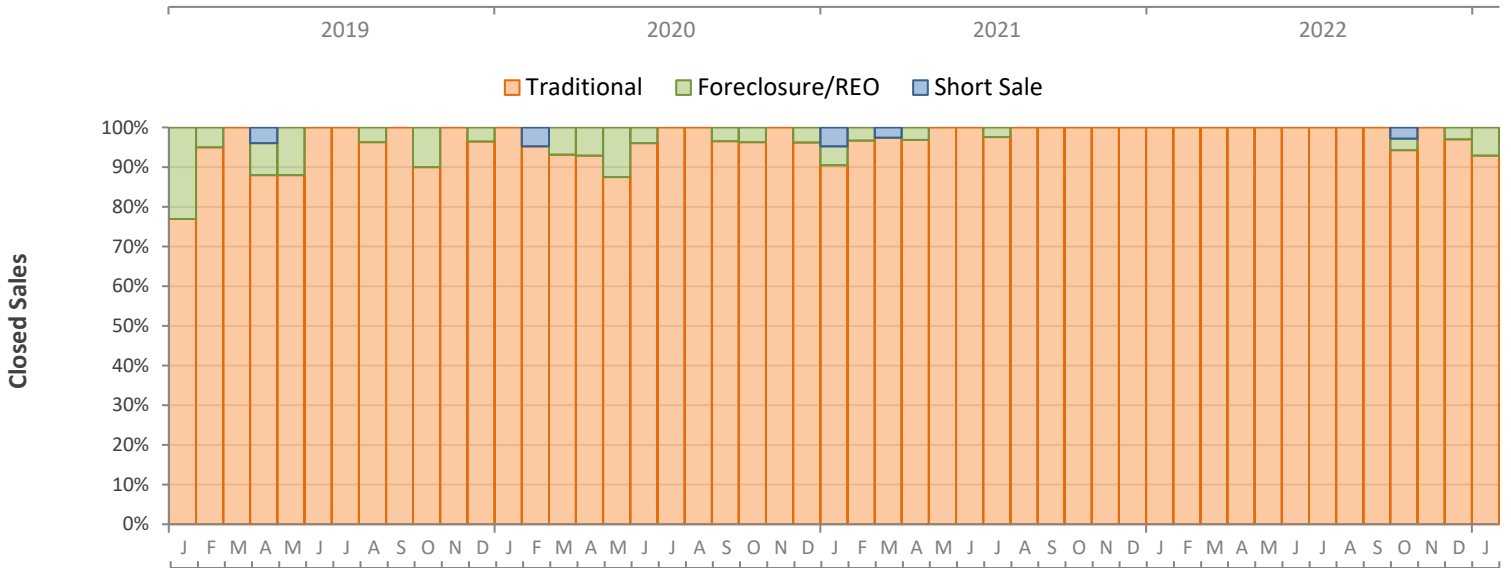
# Monthly Distressed Market - January 2023

## Single-Family Homes

### Okeechobee County



		January 2023	January 2022	Percent Change Year-over-Year
Traditional	Closed Sales	13	25	-48.0%
	Median Sale Price	\$255,000	\$270,000	-5.6%
Foreclosure/REO	Closed Sales	1	0	N/A
	Median Sale Price	\$110,000	(No Sales)	N/A
Short Sale	Closed Sales	0	0	N/A
	Median Sale Price	(No Sales)	(No Sales)	N/A



Produced by Florida REALTORS® with data provided by Florida's multiple listing services. Statistics for each month compiled from MLS feeds on the 15th day of the following month. Data released on Tuesday, February 21, 2023. Next data release is Tuesday, March 21, 2023.

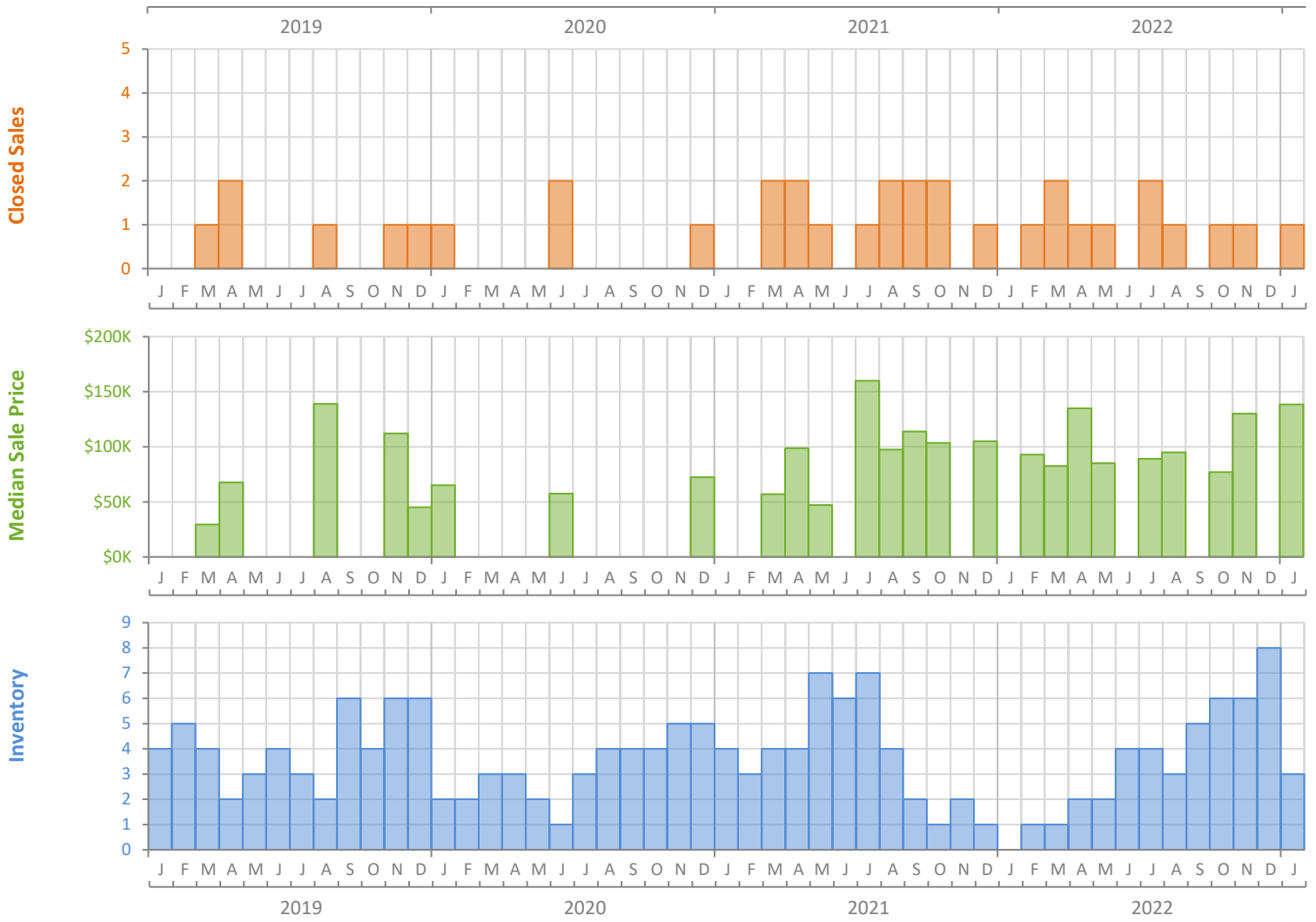
# Monthly Market Summary - January 2023

## Townhouses and Condos

### Okeechobee County



	January 2023	January 2022	Percent Change Year-over-Year
Closed Sales	1	0	N/A
Paid in Cash	0	0	N/A
Median Sale Price	\$138,500	(No Sales)	N/A
Average Sale Price	\$138,500	(No Sales)	N/A
Dollar Volume	\$138,500	\$0	N/A
Med. Pct. of Orig. List Price Received	92.3%	(No Sales)	N/A
Median Time to Contract	40 Days	(No Sales)	N/A
Median Time to Sale	68 Days	(No Sales)	N/A
New Pending Sales	3	3	0.0%
New Listings	2	1	100.0%
Pending Inventory	2	3	-33.3%
Inventory (Active Listings)	3	0	N/A
Months Supply of Inventory	3.3	0.0	N/A



Produced by Florida REALTORS® with data provided by Florida's multiple listing services. Statistics for each month compiled from MLS feeds on the 15th day of the following month. Data released on Tuesday, February 21, 2023. Next data release is Tuesday, March 21, 2023.

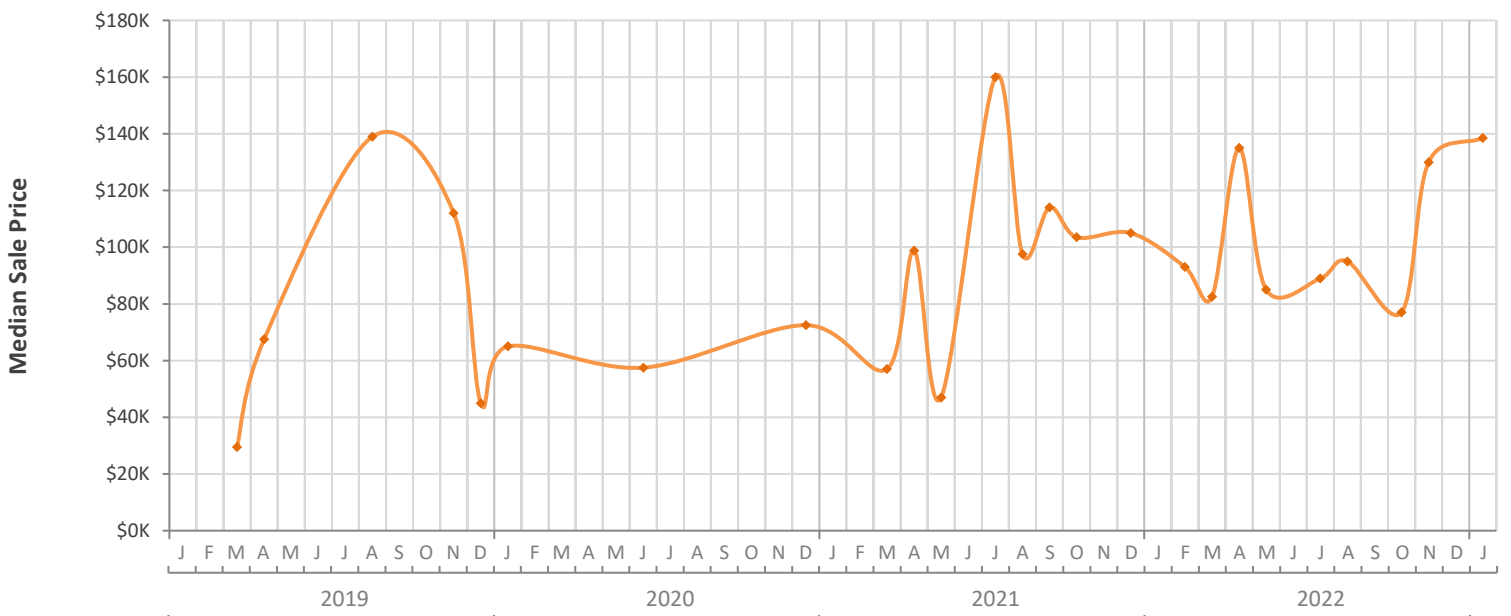
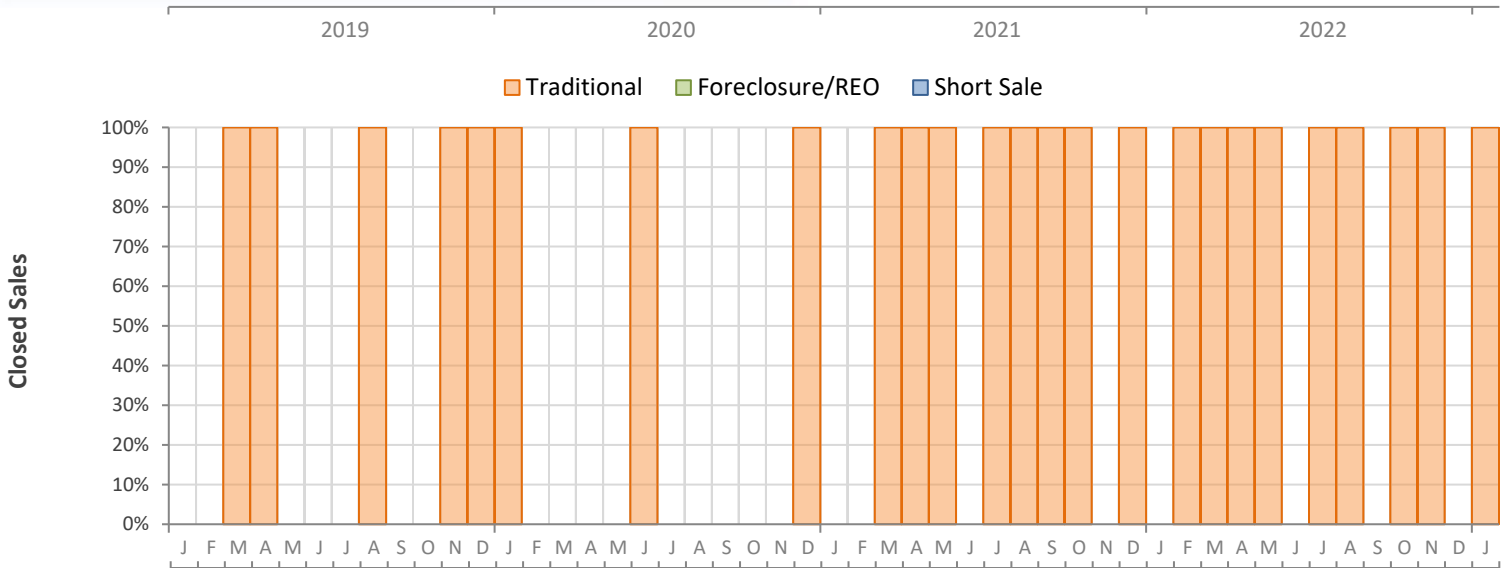
# Monthly Distressed Market - January 2023

## Townhouses and Condos

### Okeechobee County



		January 2023	January 2022	Percent Change Year-over-Year
Traditional	Closed Sales	1	0	N/A
	Median Sale Price	\$138,500	(No Sales)	N/A
Foreclosure/REO	Closed Sales	0	0	N/A
	Median Sale Price	(No Sales)	(No Sales)	N/A
Short Sale	Closed Sales	0	0	N/A
	Median Sale Price	(No Sales)	(No Sales)	N/A



Produced by Florida REALTORS® with data provided by Florida's multiple listing services. Statistics for each month compiled from MLS feeds on the 15th day of the following month. Data released on Tuesday, February 21, 2023. Next data release is Tuesday, March 21, 2023.