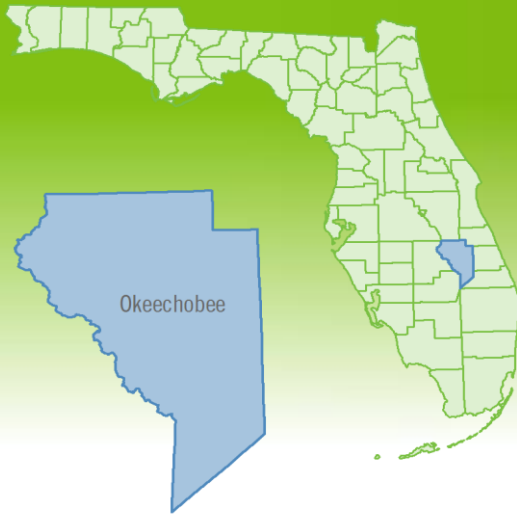


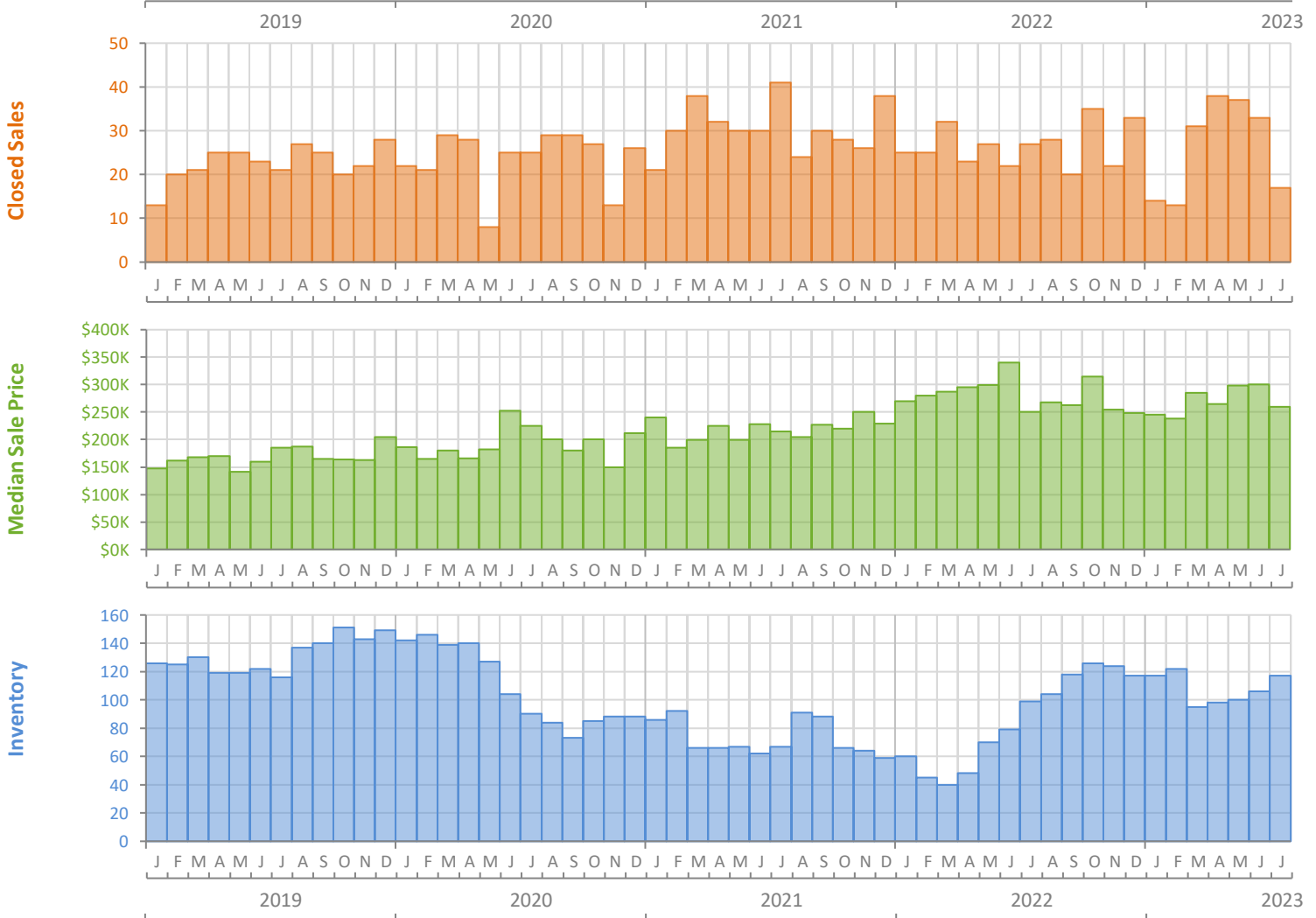
Monthly Market Summary - July 2023

Single-Family Homes

Okeechobee County



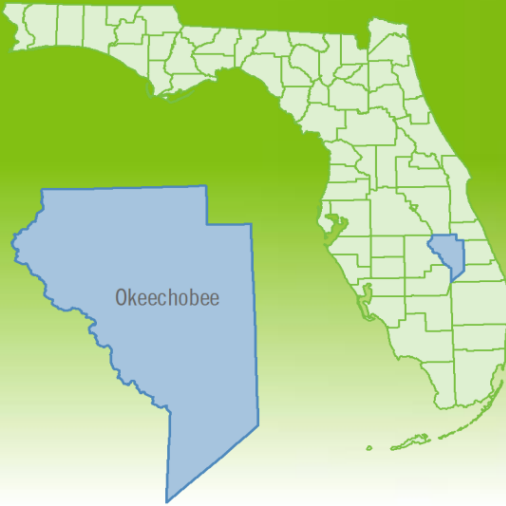
	July 2023	July 2022	Percent Change Year-over-Year
Closed Sales	17	27	-37.0%
Paid in Cash	5	7	-28.6%
Median Sale Price	\$260,000	\$250,000	4.0%
Average Sale Price	\$295,912	\$256,456	15.4%
Dollar Volume	\$5.0 Million	\$6.9 Million	-27.4%
Med. Pct. of Orig. List Price Received	98.4%	95.7%	2.8%
Median Time to Contract	116 Days	16 Days	625.0%
Median Time to Sale	153 Days	53 Days	188.7%
New Pending Sales	22	37	-40.5%
New Listings	42	53	-20.8%
Pending Inventory	37	52	-28.8%
Inventory (Active Listings)	117	99	18.2%
Months Supply of Inventory	4.4	3.6	22.2%



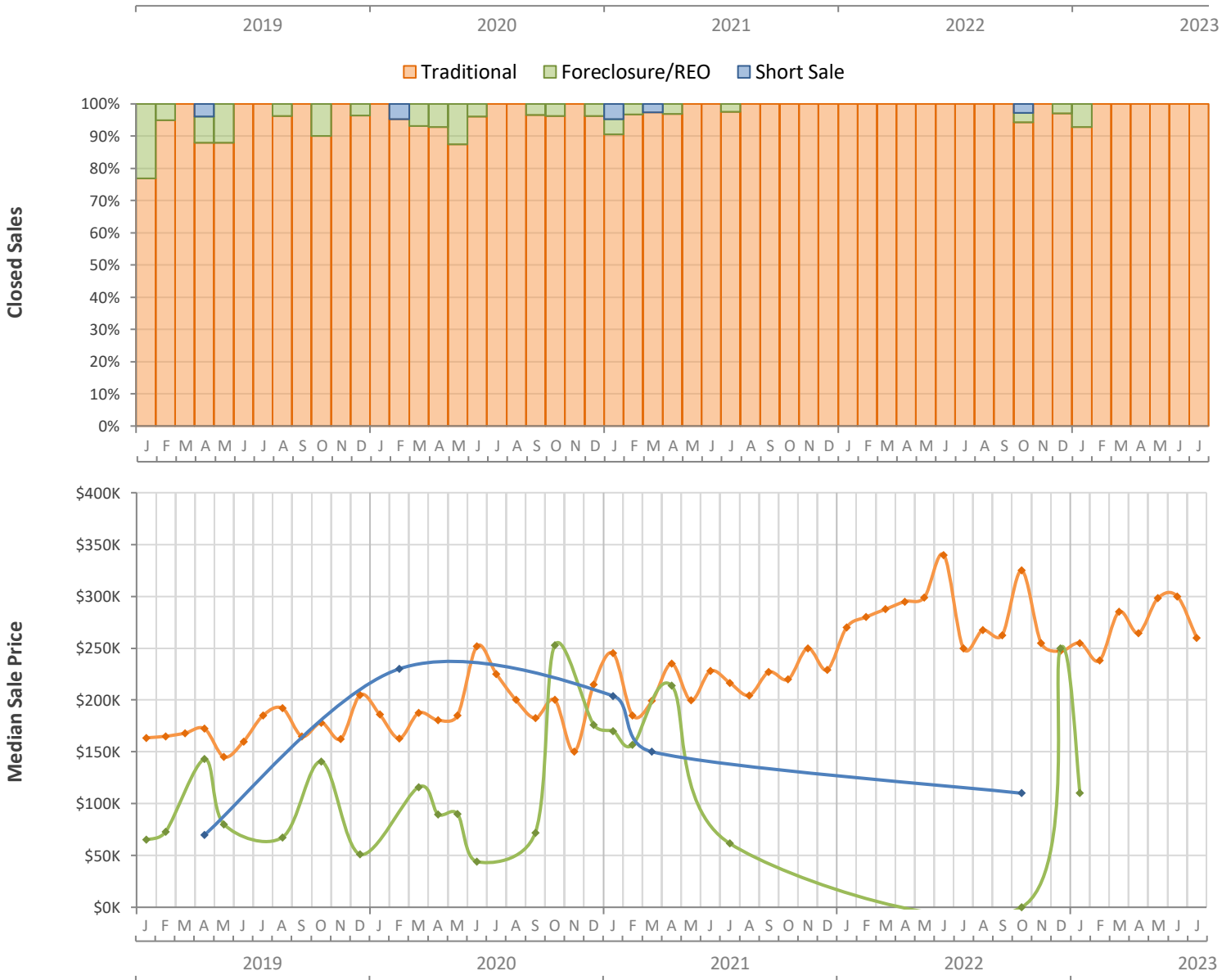
Monthly Distressed Market - July 2023

Single-Family Homes

Okeechobee County



		July 2023	July 2022	Percent Change Year-over-Year
Traditional	Closed Sales	17	27	-37.0%
	Median Sale Price	\$260,000	\$250,000	4.0%
Foreclosure/REO	Closed Sales	0	0	N/A
	Median Sale Price	(No Sales)	(No Sales)	N/A
Short Sale	Closed Sales	0	0	N/A
	Median Sale Price	(No Sales)	(No Sales)	N/A



Produced by Florida REALTORS® with data provided by Florida's multiple listing services. Statistics for each month compiled from MLS feeds on the 15th day of the following month. Data released on Tuesday, August 22, 2023. Next data release is Thursday, September 21, 2023.

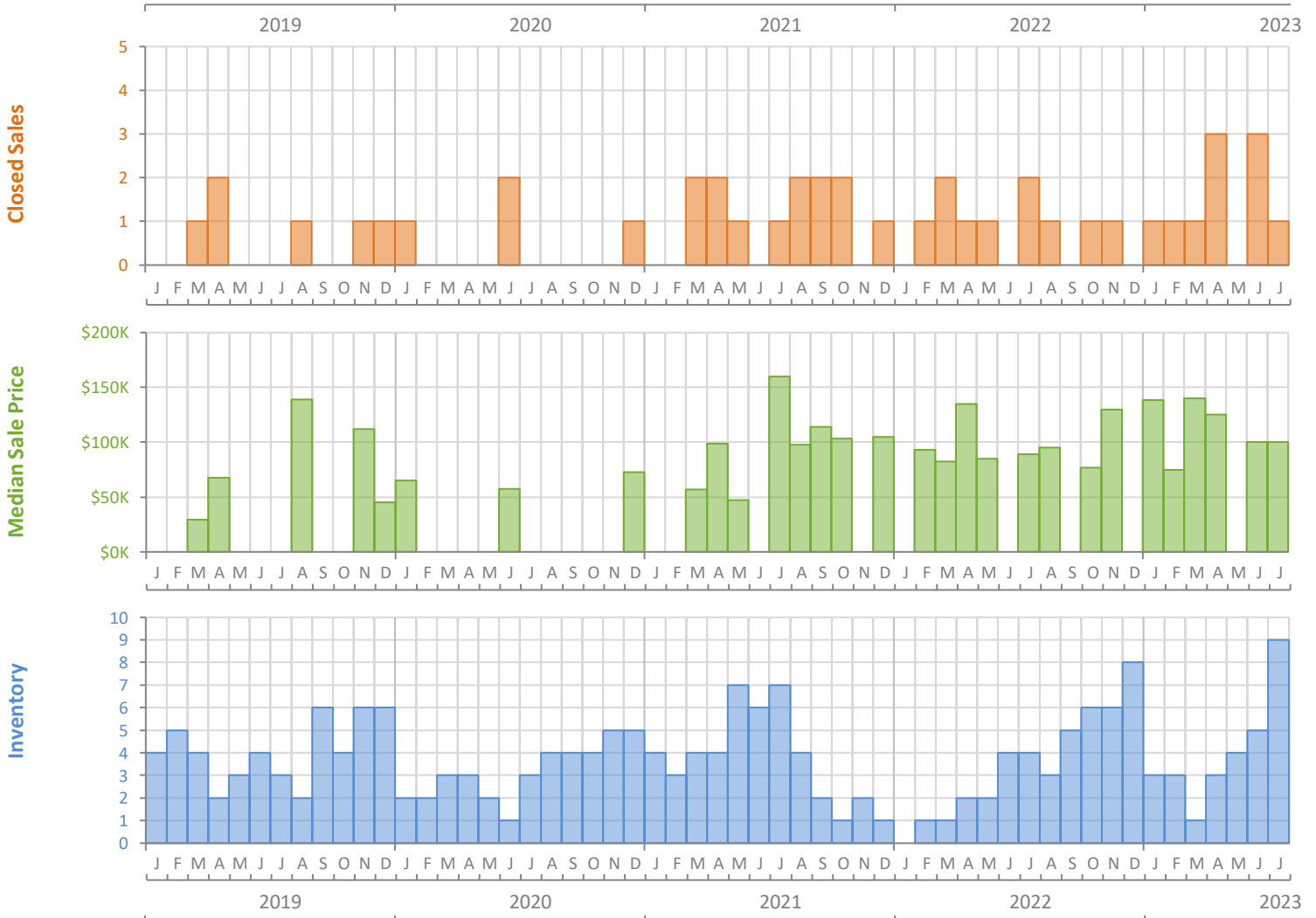
Monthly Market Summary - July 2023

Townhouses and Condos

Okeechobee County



	July 2023	July 2022	Percent Change Year-over-Year
Closed Sales	1	2	-50.0%
Paid in Cash	1	1	0.0%
Median Sale Price	\$100,000	\$89,000	12.4%
Average Sale Price	\$100,000	\$89,000	12.4%
Dollar Volume	\$100,000	\$178,000	-43.8%
Med. Pct. of Orig. List Price Received	80.3%	90.0%	-10.8%
Median Time to Contract	153 Days	38 Days	302.6%
Median Time to Sale	181 Days	77 Days	135.1%
New Pending Sales	3	3	0.0%
New Listings	6	3	100.0%
Pending Inventory	3	2	50.0%
Inventory (Active Listings)	9	4	125.0%
Months Supply of Inventory	8.3	3.4	144.1%



Monthly Distressed Market - July 2023

Townhouses and Condos

Okeechobee County



		July 2023	July 2022	Percent Change Year-over-Year
Traditional	Closed Sales	1	2	-50.0%
	Median Sale Price	\$100,000	\$89,000	12.4%
Foreclosure/REO	Closed Sales	0	0	N/A
	Median Sale Price	(No Sales)	(No Sales)	N/A
Short Sale	Closed Sales	0	0	N/A
	Median Sale Price	(No Sales)	(No Sales)	N/A

