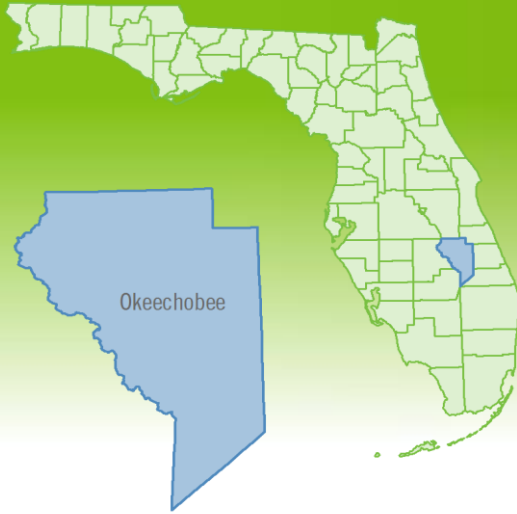


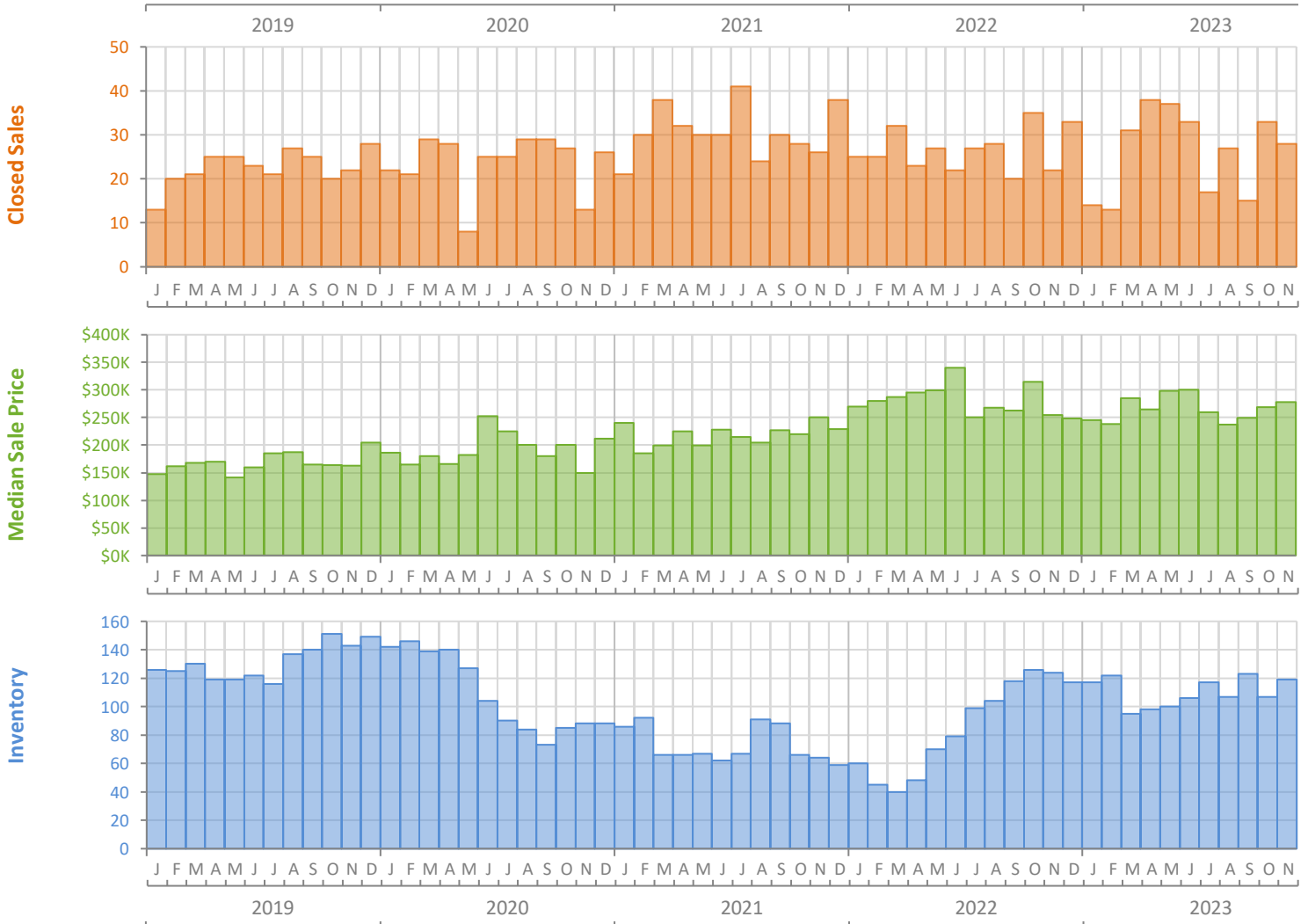
Monthly Market Summary - November 2023

Single-Family Homes

Okeechobee County



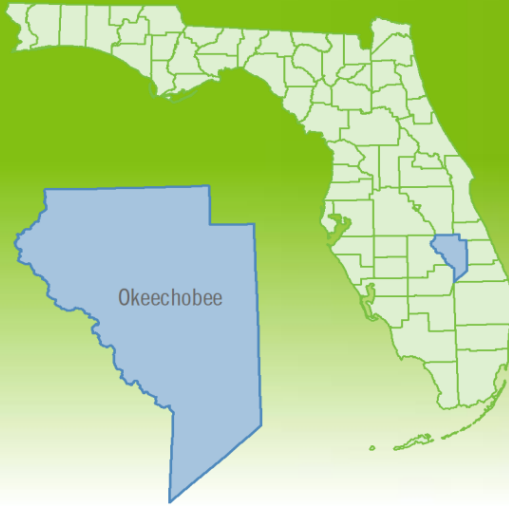
	November 2023	November 2022	Percent Change Year-over-Year
Closed Sales	28	22	27.3%
Paid in Cash	9	4	125.0%
Median Sale Price	\$277,500	\$254,950	8.8%
Average Sale Price	\$303,157	\$271,419	11.7%
Dollar Volume	\$8.5 Million	\$6.0 Million	42.2%
Med. Pct. of Orig. List Price Received	95.0%	96.2%	-1.2%
Median Time to Contract	50 Days	41 Days	22.0%
Median Time to Sale	81 Days	106 Days	-23.6%
New Pending Sales	22	30	-26.7%
New Listings	33	31	6.5%
Pending Inventory	35	43	-18.6%
Inventory (Active Listings)	119	124	-4.0%
Months Supply of Inventory	4.5	4.6	-2.2%



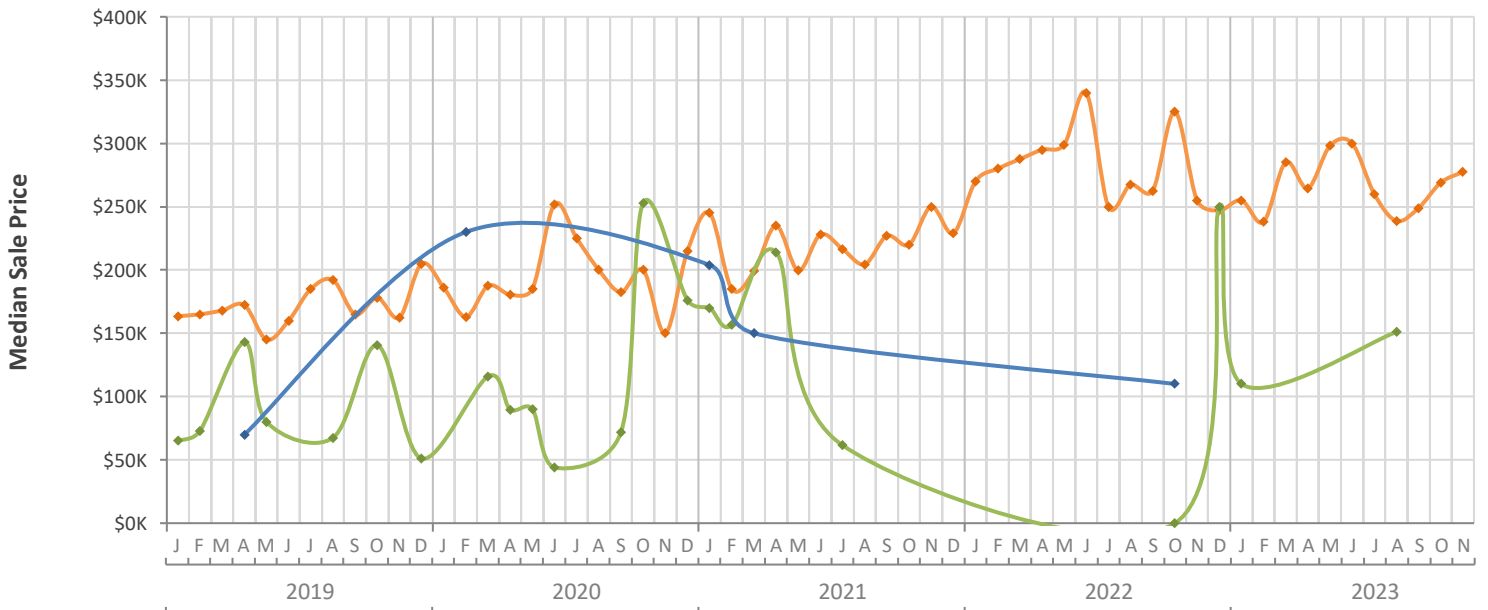
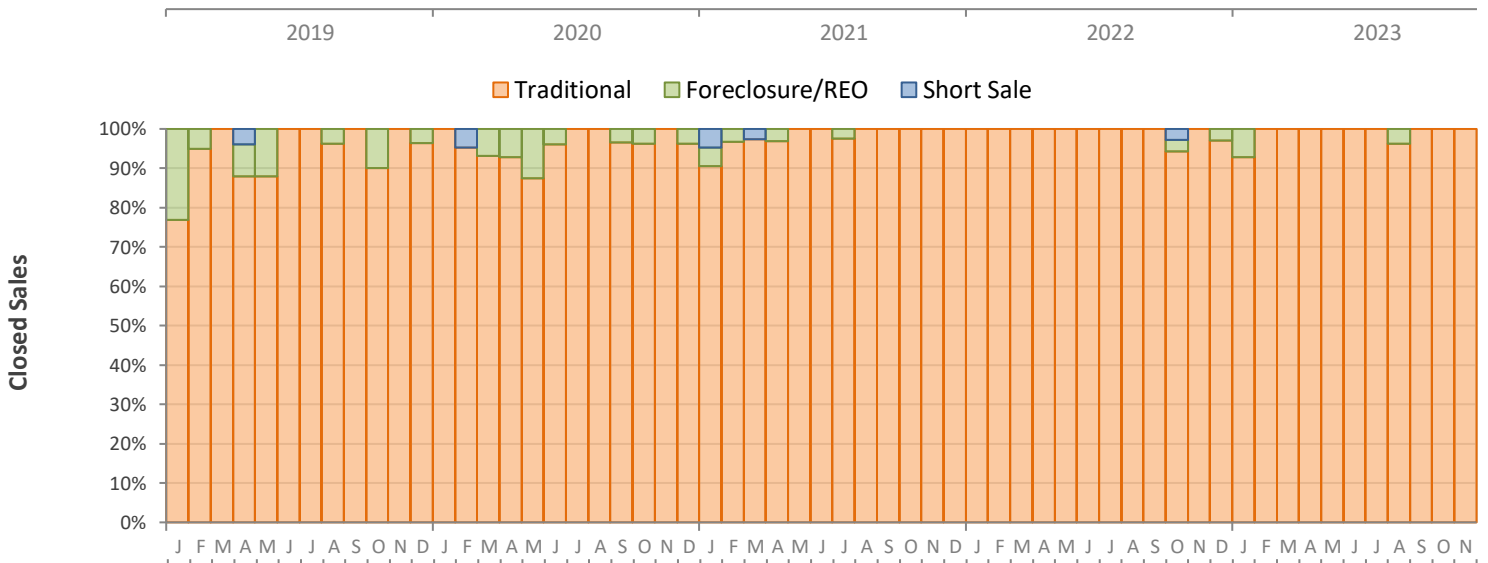
Monthly Distressed Market - November 2023

Single-Family Homes

Okeechobee County



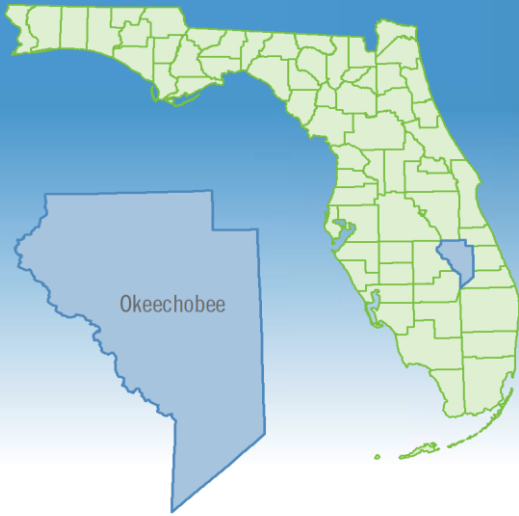
		November 2023	November 2022	Percent Change Year-over-Year
Traditional	Closed Sales	28	22	27.3%
	Median Sale Price	\$277,500	\$254,950	8.8%
Foreclosure/REO	Closed Sales	0	0	N/A
	Median Sale Price	(No Sales)	(No Sales)	N/A
Short Sale	Closed Sales	0	0	N/A
	Median Sale Price	(No Sales)	(No Sales)	N/A



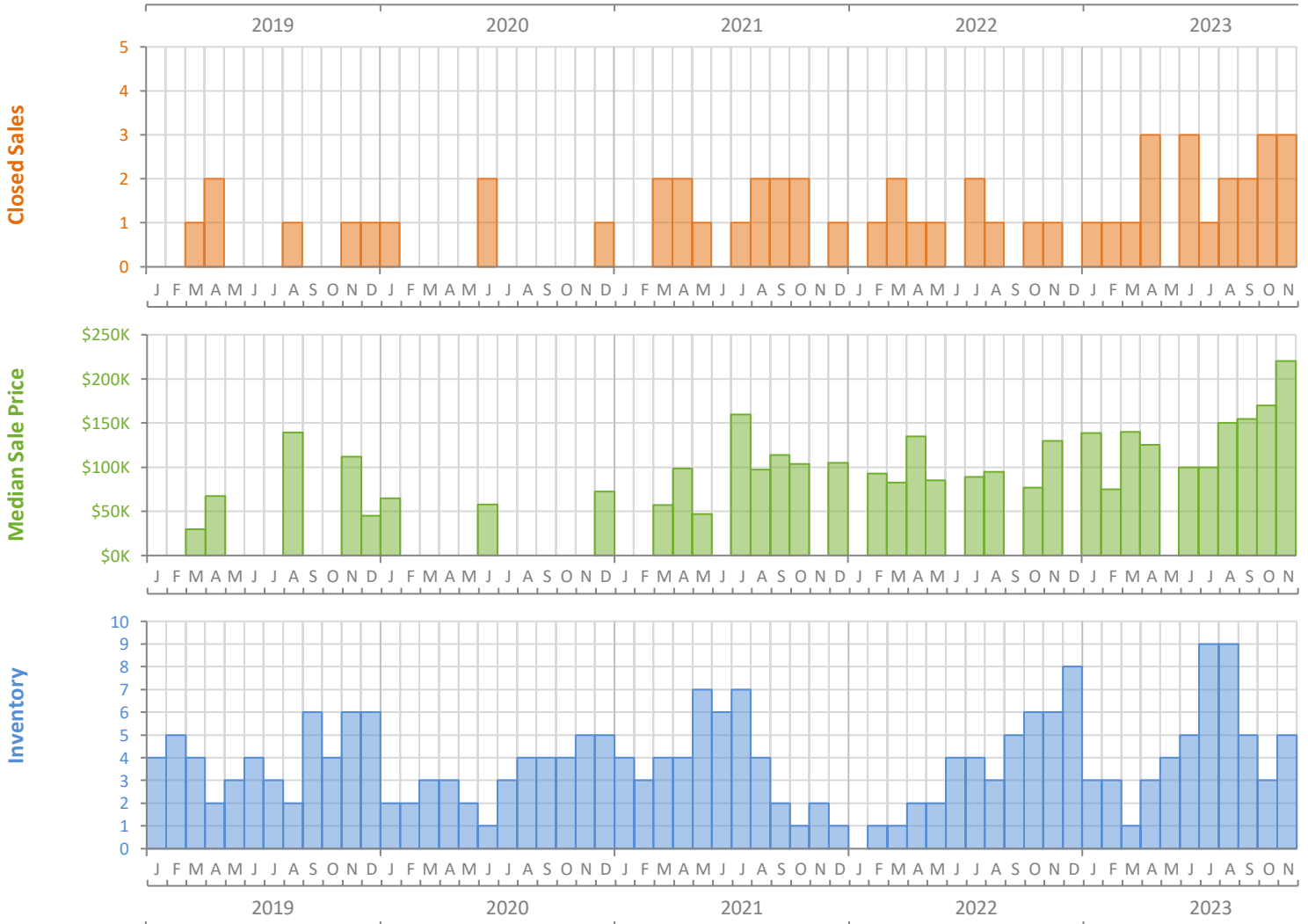
Monthly Market Summary - November 2023

Townhouses and Condos

Okeechobee County



	November 2023	November 2022	Percent Change Year-over-Year
Closed Sales	3	1	200.0%
Paid in Cash	0	0	N/A
Median Sale Price	\$220,000	\$130,000	69.2%
Average Sale Price	\$195,667	\$130,000	50.5%
Dollar Volume	\$587,001	\$130,000	351.5%
Med. Pct. of Orig. List Price Received	96.1%	92.9%	3.4%
Median Time to Contract	49 Days	41 Days	19.5%
Median Time to Sale	105 Days	148 Days	-29.1%
New Pending Sales	2	0	N/A
New Listings	4	1	300.0%
Pending Inventory	2	2	0.0%
Inventory (Active Listings)	5	6	-16.7%
Months Supply of Inventory	3.0	6.5	-53.8%



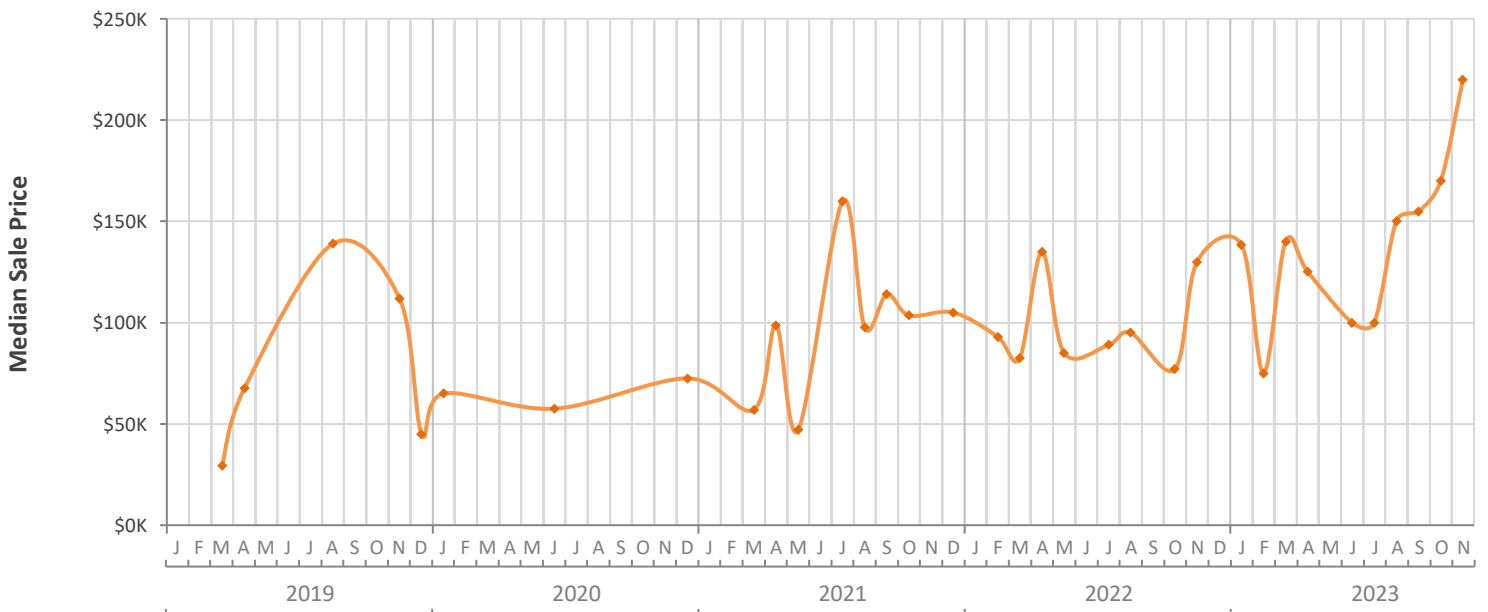
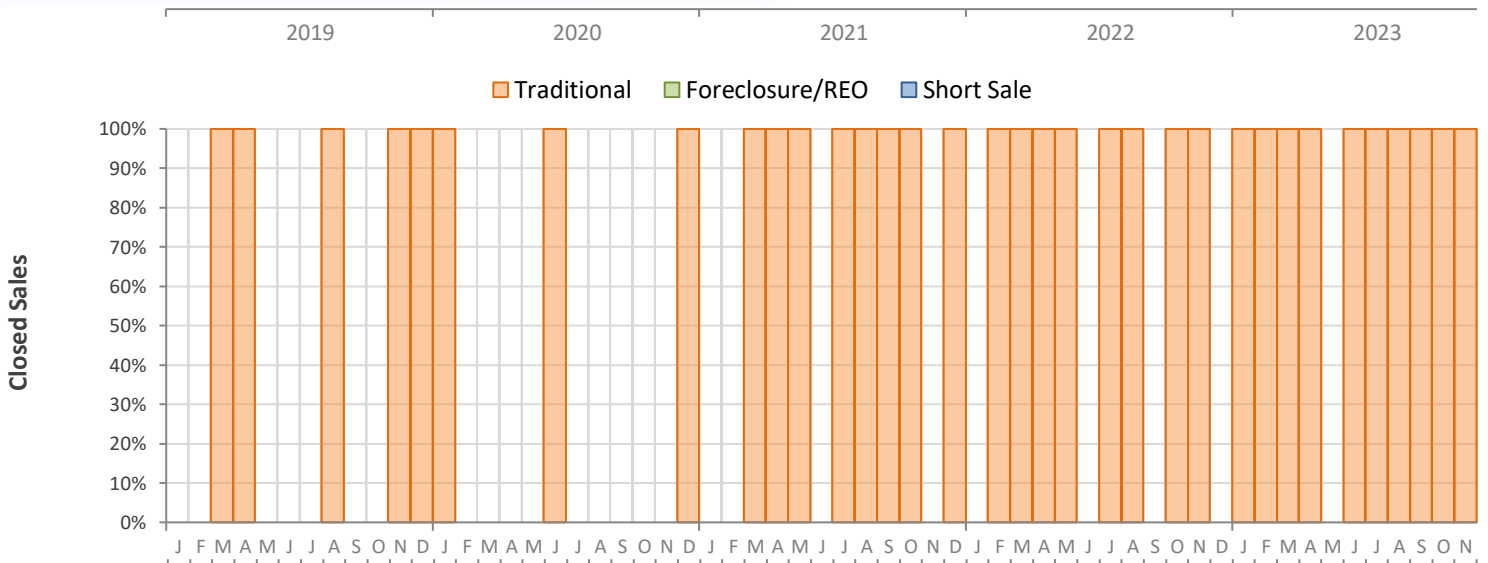
Monthly Distressed Market - November 2023

Townhouses and Condos

Okeechobee County



		November 2023	November 2022	Percent Change Year-over-Year
Traditional	Closed Sales	3	1	200.0%
	Median Sale Price	\$220,000	\$130,000	69.2%
Foreclosure/REO	Closed Sales	0	0	N/A
	Median Sale Price	(No Sales)	(No Sales)	N/A
Short Sale	Closed Sales	0	0	N/A
	Median Sale Price	(No Sales)	(No Sales)	N/A



Produced by Florida REALTORS® with data provided by Florida's multiple listing services. Statistics for each month compiled from MLS feeds on the 15th day of the following month. Data released on Wednesday, December 20, 2023. Next data release is TBD.