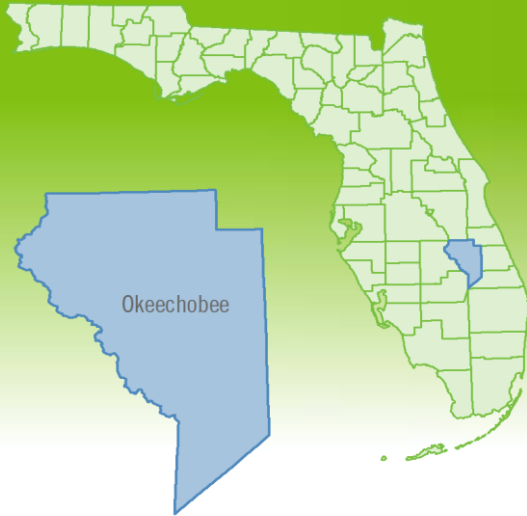


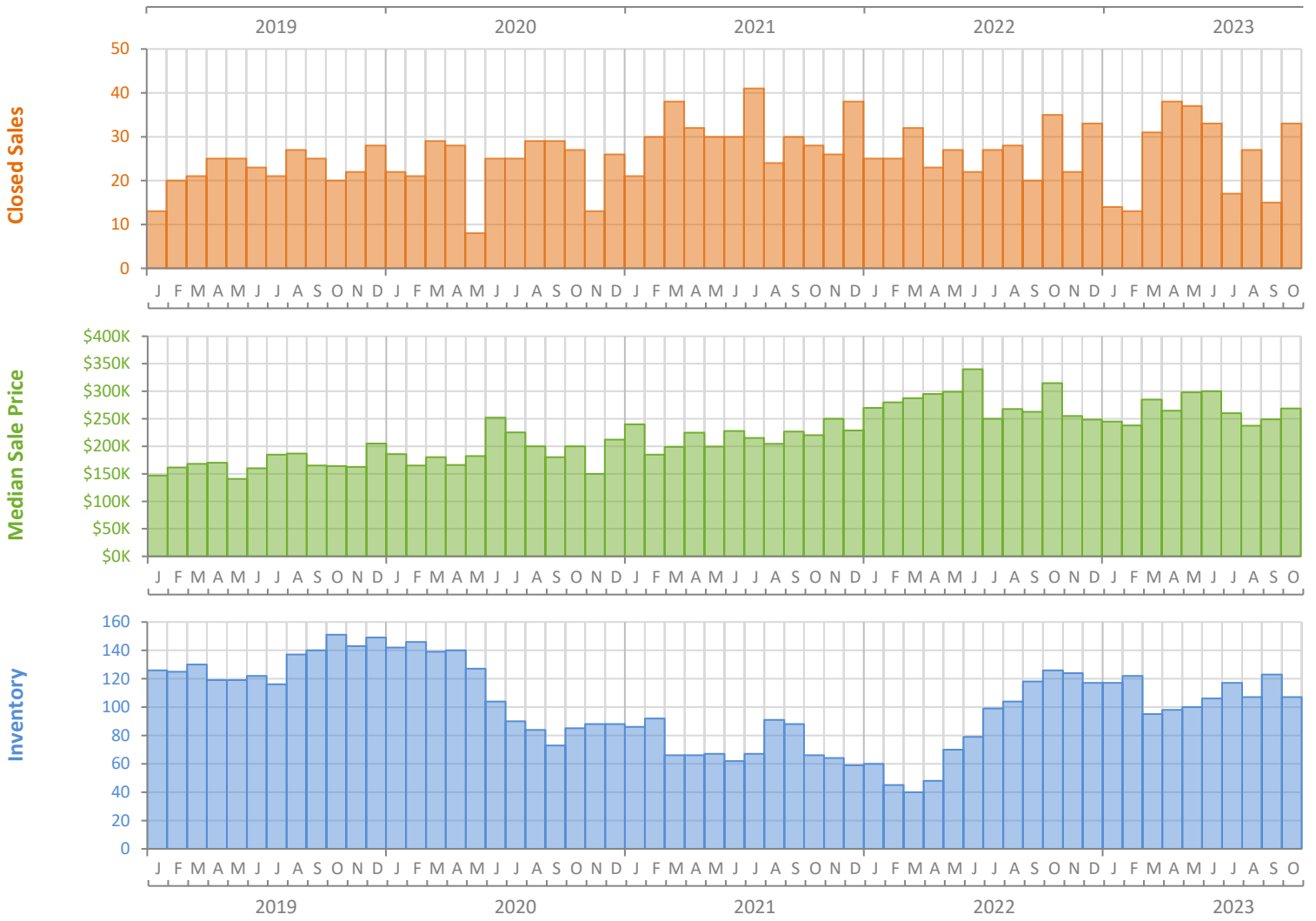
Monthly Market Summary - October 2023

Single-Family Homes

Okeechobee County



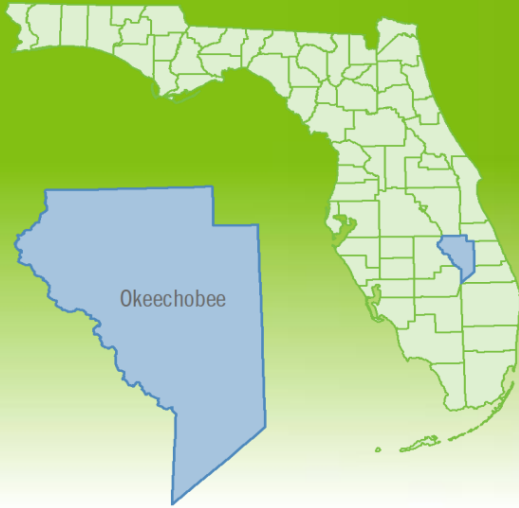
	October 2023	October 2022	Percent Change Year-over-Year
Closed Sales	33	35	-5.7%
Paid in Cash	14	6	133.3%
Median Sale Price	\$268,990	\$315,000	-14.6%
Average Sale Price	\$311,878	\$332,635	-6.2%
Dollar Volume	\$10.3 Million	\$11.6 Million	-11.6%
Med. Pct. of Orig. List Price Received	94.4%	96.6%	-2.3%
Median Time to Contract	34 Days	25 Days	36.0%
Median Time to Sale	67 Days	77 Days	-13.0%
New Pending Sales	42	20	110.0%
New Listings	35	29	20.7%
Pending Inventory	49	37	32.4%
Inventory (Active Listings)	107	126	-15.1%
Months Supply of Inventory	4.1	4.6	-10.9%



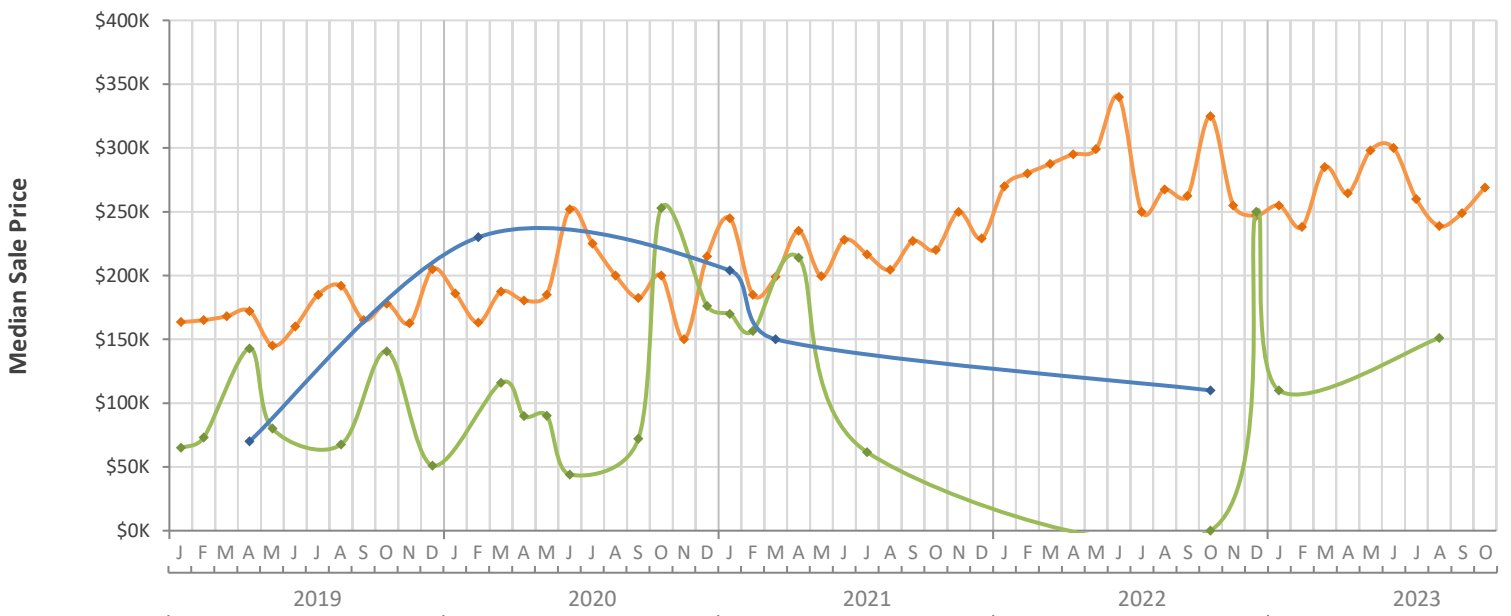
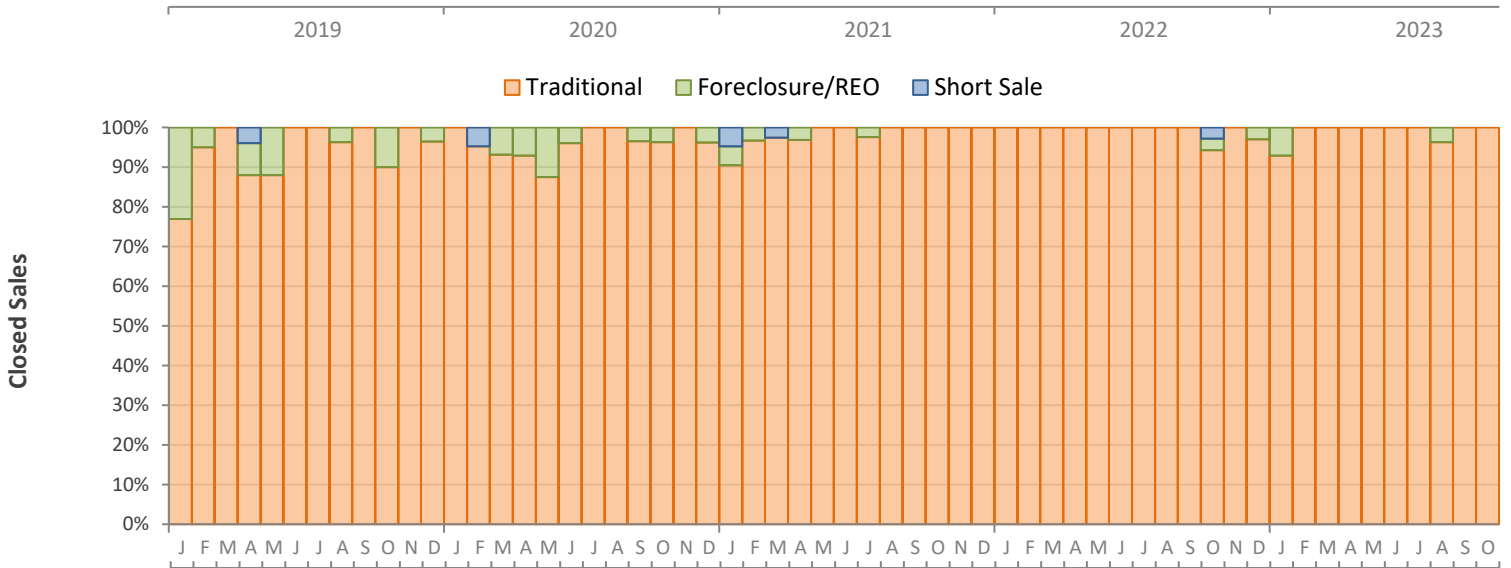
Monthly Distressed Market - October 2023

Single-Family Homes

Okeechobee County



		October 2023	October 2022	Percent Change Year-over-Year
Traditional	Closed Sales	33	33	0.0%
	Median Sale Price	\$268,990	\$325,000	-17.2%
Foreclosure/REO	Closed Sales	0	1	-100.0%
	Median Sale Price	(No Sales)	\$0	N/A
Short Sale	Closed Sales	0	1	-100.0%
	Median Sale Price	(No Sales)	\$110,000	N/A



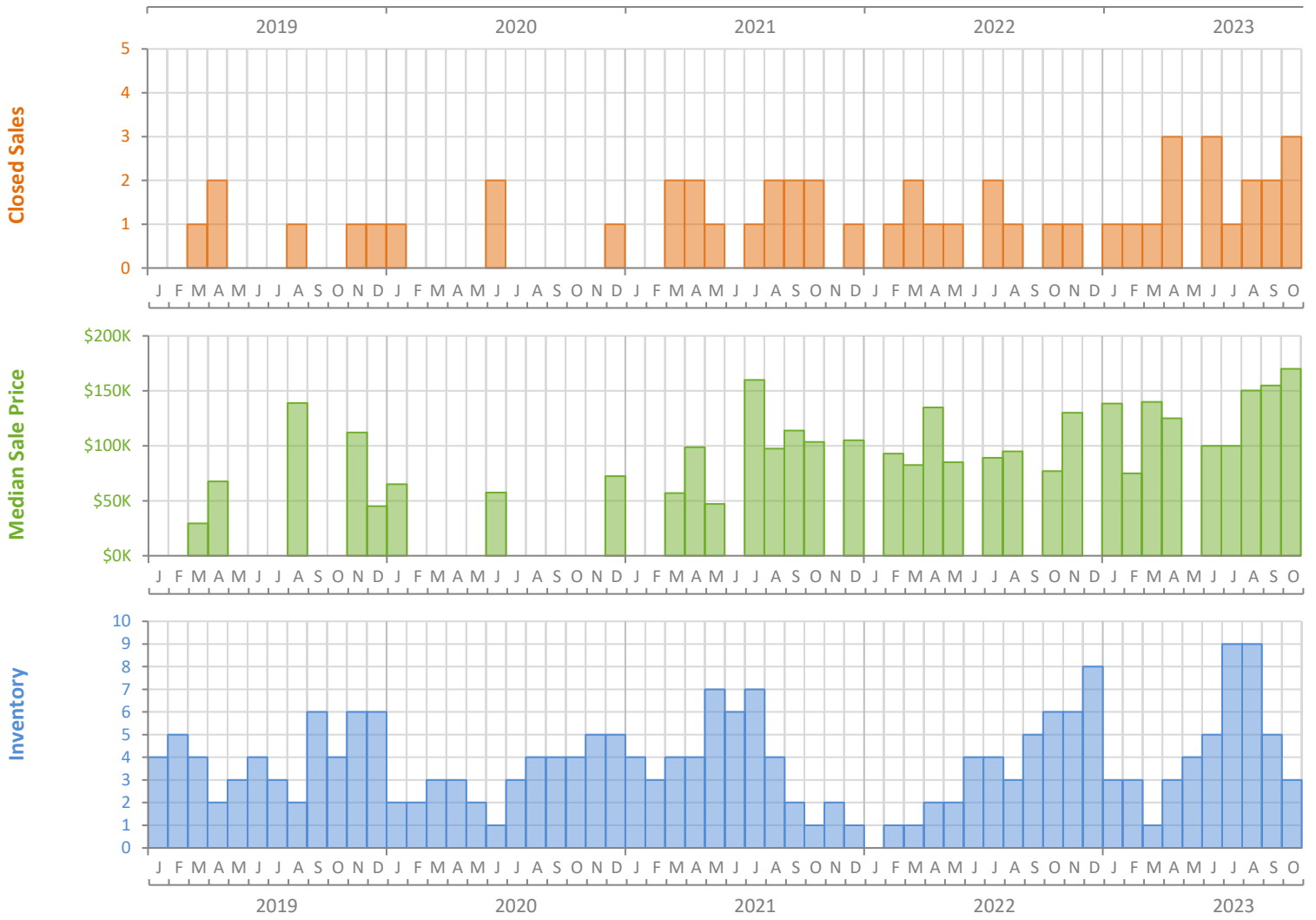
Monthly Market Summary - October 2023

Townhouses and Condos

Okeechobee County



	October 2023	October 2022	Percent Change Year-over-Year
Closed Sales	3	1	200.0%
Paid in Cash	2	1	100.0%
Median Sale Price	\$170,000	\$77,000	120.8%
Average Sale Price	\$179,000	\$77,000	132.5%
Dollar Volume	\$537,000	\$77,000	597.4%
Med. Pct. of Orig. List Price Received	85.4%	98.1%	-12.9%
Median Time to Contract	31 Days	2 Days	1450.0%
Median Time to Sale	40 Days	2 Days	1900.0%
New Pending Sales	2	3	-33.3%
New Listings	3	3	0.0%
Pending Inventory	4	3	33.3%
Inventory (Active Listings)	3	6	-50.0%
Months Supply of Inventory	2.0	7.2	-72.2%



Produced by Florida REALTORS® with data provided by Florida's multiple listing services. Statistics for each month compiled from MLS feeds on the 15th day of the following month. Data released on Tuesday, November 21, 2023. Next data release is Wednesday, December 20, 2023.

Monthly Distressed Market - October 2023

Townhouses and Condos

Okeechobee County



		October 2023	October 2022	Percent Change Year-over-Year
Traditional	Closed Sales	3	1	200.0%
	Median Sale Price	\$170,000	\$77,000	120.8%
Foreclosure/REO	Closed Sales	0	0	N/A
	Median Sale Price	(No Sales)	(No Sales)	N/A
Short Sale	Closed Sales	0	0	N/A
	Median Sale Price	(No Sales)	(No Sales)	N/A

