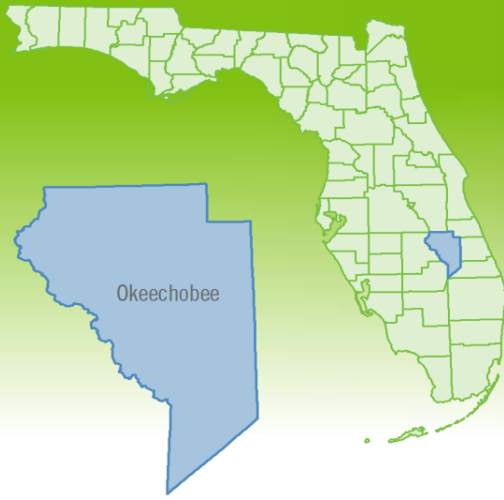


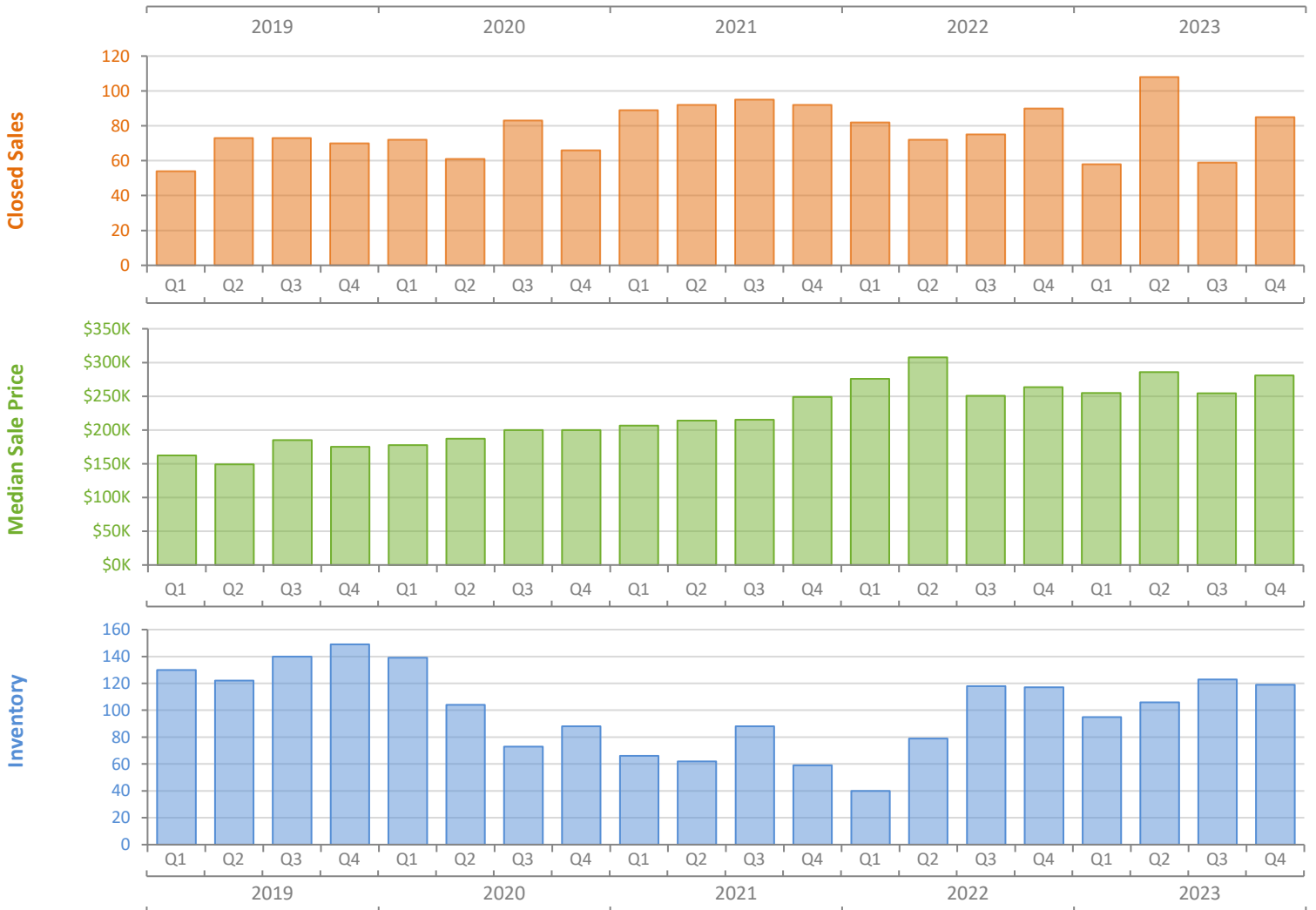
# Quarterly Market Summary - Q4 2023

## Single-Family Homes

### Okeechobee County



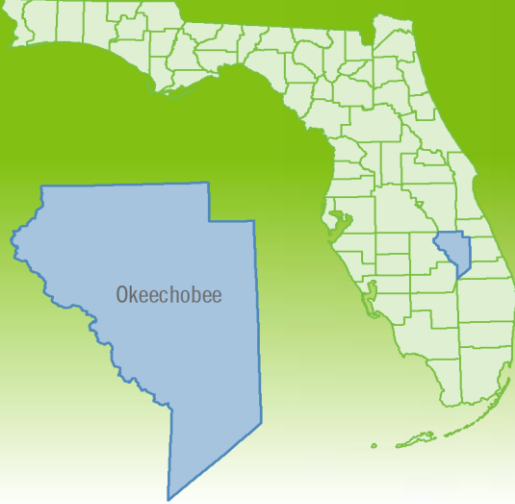
	Q4 2023	Q4 2022	Percent Change Year-over-Year
Closed Sales	85	90	-5.6%
Paid in Cash	29	18	61.1%
Median Sale Price	\$280,990	\$263,500	6.6%
Average Sale Price	\$316,940	\$306,810	3.3%
Dollar Volume	\$26.9 Million	\$27.6 Million	-2.4%
Med. Pct. of Orig. List Price Received	94.4%	95.9%	-1.6%
Median Time to Contract	52 Days	34 Days	52.9%
Median Time to Sale	78 Days	89 Days	-12.4%
New Pending Sales	81	71	14.1%
New Listings	90	83	8.4%
Pending Inventory	27	29	-6.9%
Inventory (Active Listings)	119	117	1.7%
Months Supply of Inventory	4.6	4.4	4.5%



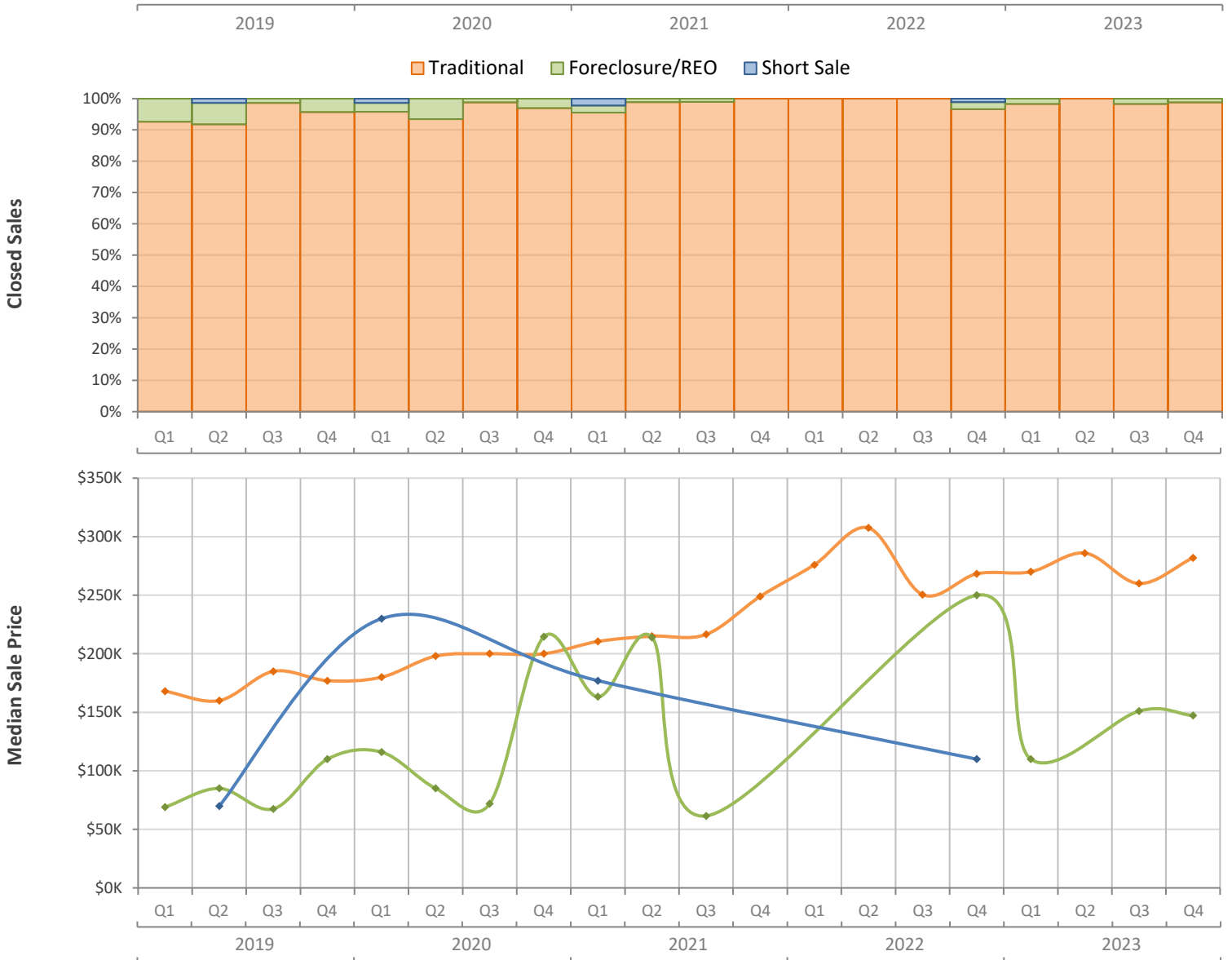
# Quarterly Distressed Market - Q4 2023

## Single-Family Homes

### Okeechobee County



		Q4 2023	Q4 2022	Percent Change Year-over-Year
Traditional	Closed Sales	84	87	-3.4%
	Median Sale Price	\$281,995	\$268,250	5.1%
Foreclosure/REO	Closed Sales	1	2	-50.0%
	Median Sale Price	\$147,250	\$250,000	-41.1%
Short Sale	Closed Sales	0	1	-100.0%
	Median Sale Price	(No Sales)	\$110,000	N/A



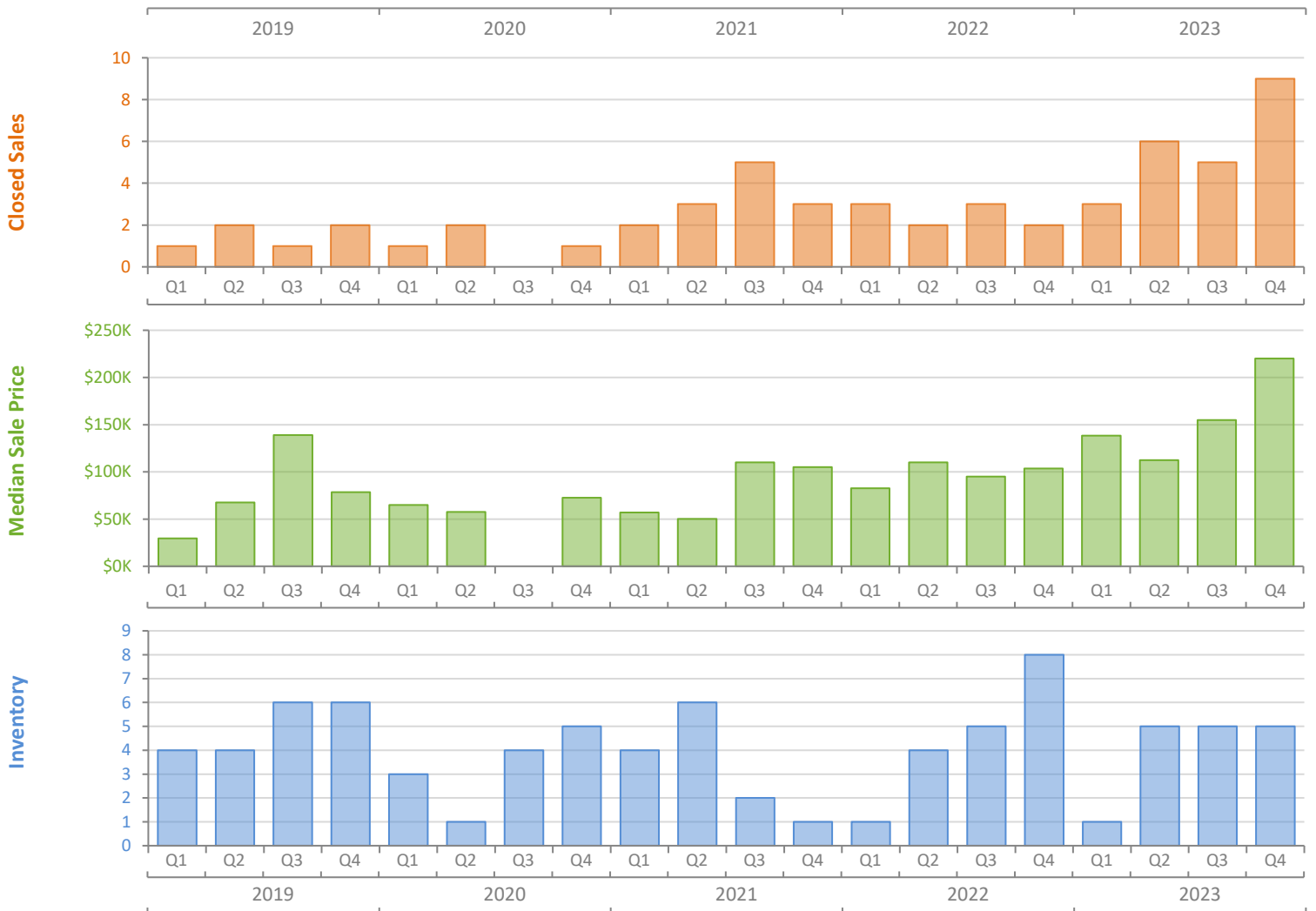
# Quarterly Market Summary - Q4 2023

## Townhouses and Condos

### Okeechobee County



	Q4 2023	Q4 2022	Percent Change Year-over-Year
Closed Sales	9	2	350.0%
Paid in Cash	3	1	200.0%
Median Sale Price	\$220,000	\$103,500	112.6%
Average Sale Price	\$198,945	\$103,500	92.2%
Dollar Volume	\$1.8 Million	\$207,000	765.0%
Med. Pct. of Orig. List Price Received	96.1%	95.5%	0.6%
Median Time to Contract	20 Days	22 Days	-9.1%
Median Time to Sale	50 Days	75 Days	-33.3%
New Pending Sales	5	4	25.0%
New Listings	9	5	80.0%
Pending Inventory	0	1	-100.0%
Inventory (Active Listings)	5	8	-37.5%
Months Supply of Inventory	2.6	9.6	-72.9%



# Quarterly Distressed Market - Q4 2023

## Townhouses and Condos

### Okeechobee County



		Q4 2023	Q4 2022	Percent Change Year-over-Year
Traditional	Closed Sales	9	2	350.0%
	Median Sale Price	\$220,000	\$103,500	112.6%
Foreclosure/REO	Closed Sales	0	0	N/A
	Median Sale Price	(No Sales)	(No Sales)	N/A
Short Sale	Closed Sales	0	0	N/A
	Median Sale Price	(No Sales)	(No Sales)	N/A

