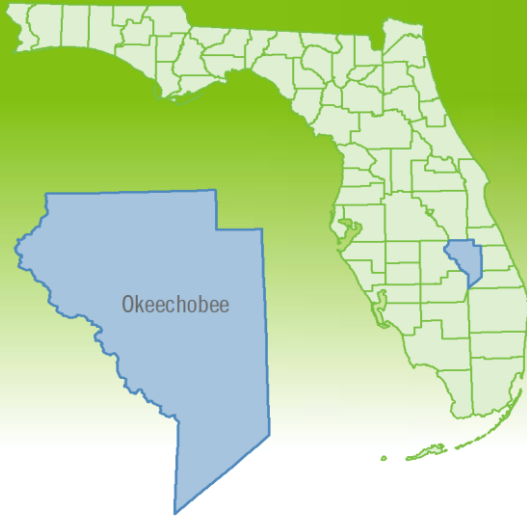


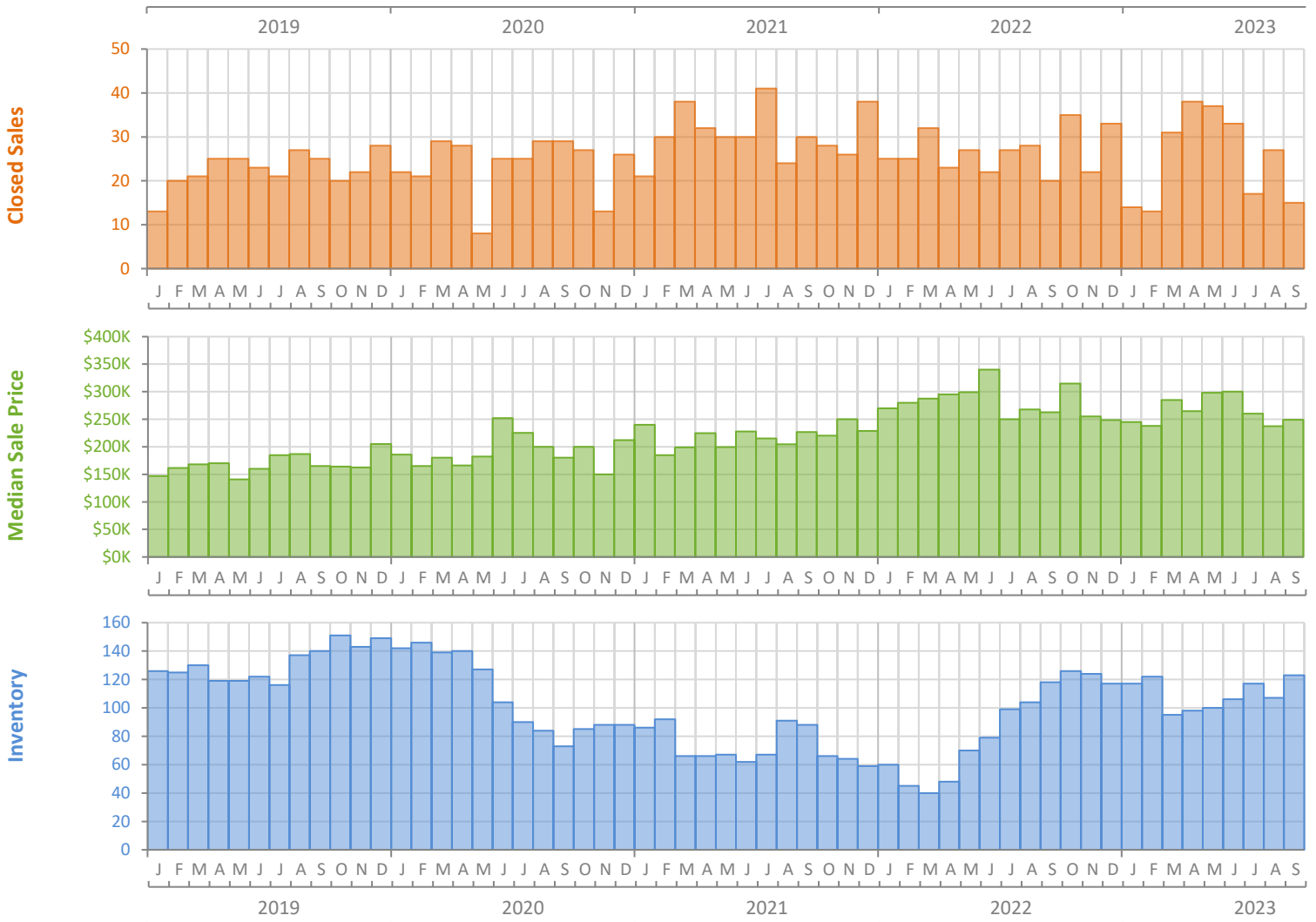
Monthly Market Summary - September 2023

Single-Family Homes

Okeechobee County



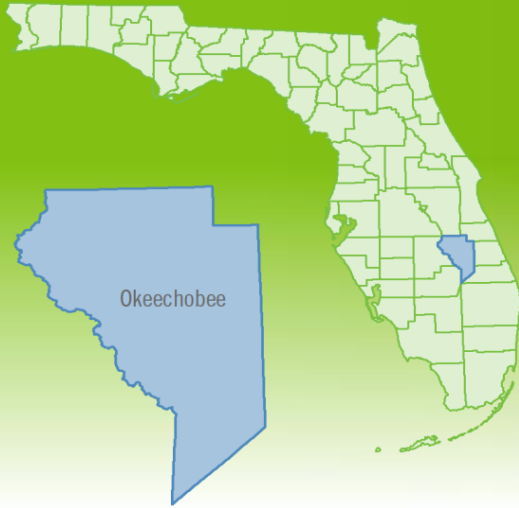
	September 2023	September 2022	Percent Change Year-over-Year
Closed Sales	15	20	-25.0%
Paid in Cash	4	6	-33.3%
Median Sale Price	\$249,000	\$262,500	-5.1%
Average Sale Price	\$342,333	\$304,617	12.4%
Dollar Volume	\$5.1 Million	\$6.1 Million	-15.7%
Med. Pct. of Orig. List Price Received	94.9%	96.0%	-1.1%
Median Time to Contract	60 Days	23 Days	160.9%
Median Time to Sale	88 Days	64 Days	37.5%
New Pending Sales	18	25	-28.0%
New Listings	37	39	-5.1%
Pending Inventory	40	60	-33.3%
Inventory (Active Listings)	123	118	4.2%
Months Supply of Inventory	4.7	4.4	6.8%



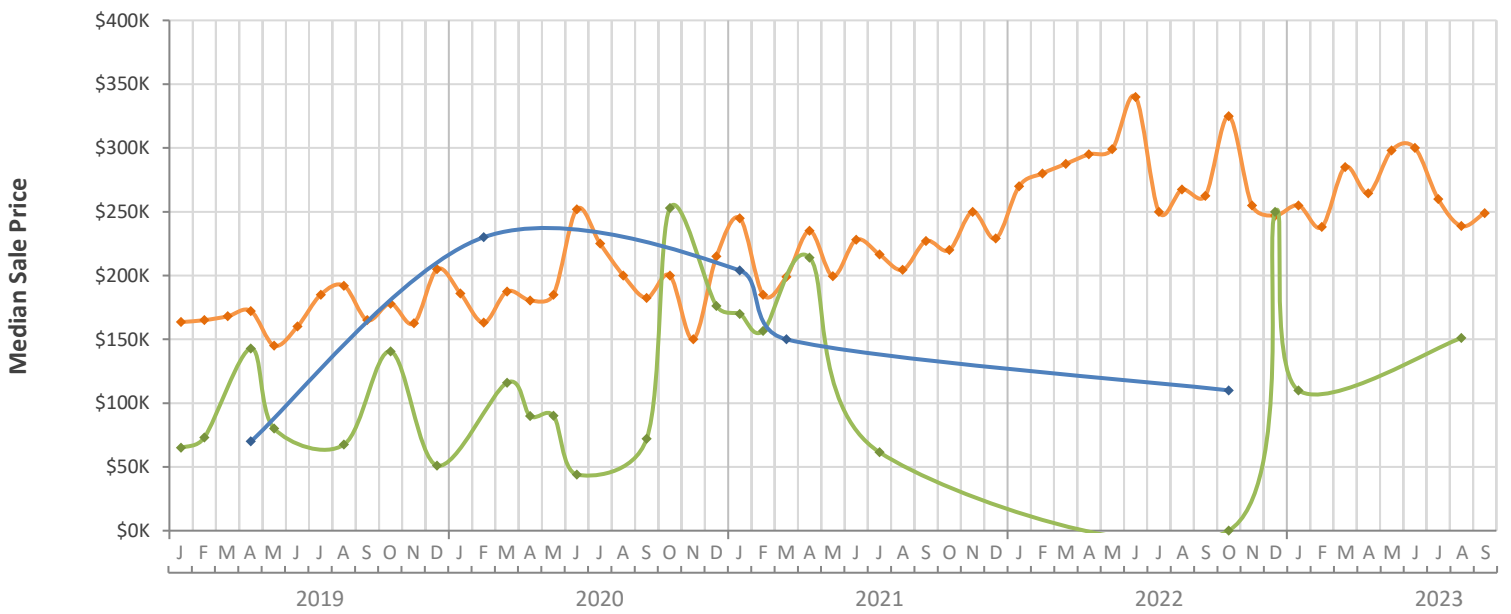
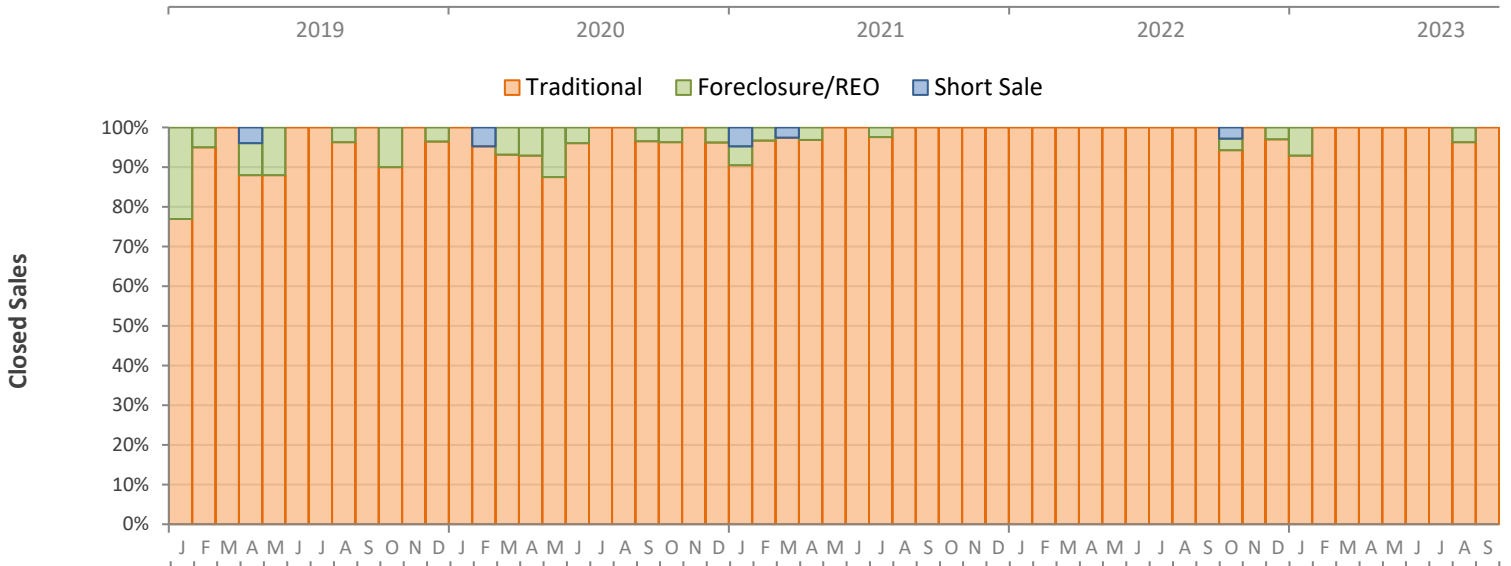
Monthly Distressed Market - September 2023

Single-Family Homes

Okeechobee County



		September 2023	September 2022	Percent Change Year-over-Year
Traditional	Closed Sales	15	20	-25.0%
	Median Sale Price	\$249,000	\$262,500	-5.1%
Foreclosure/REO	Closed Sales	0	0	N/A
	Median Sale Price	(No Sales)	(No Sales)	N/A
Short Sale	Closed Sales	0	0	N/A
	Median Sale Price	(No Sales)	(No Sales)	N/A



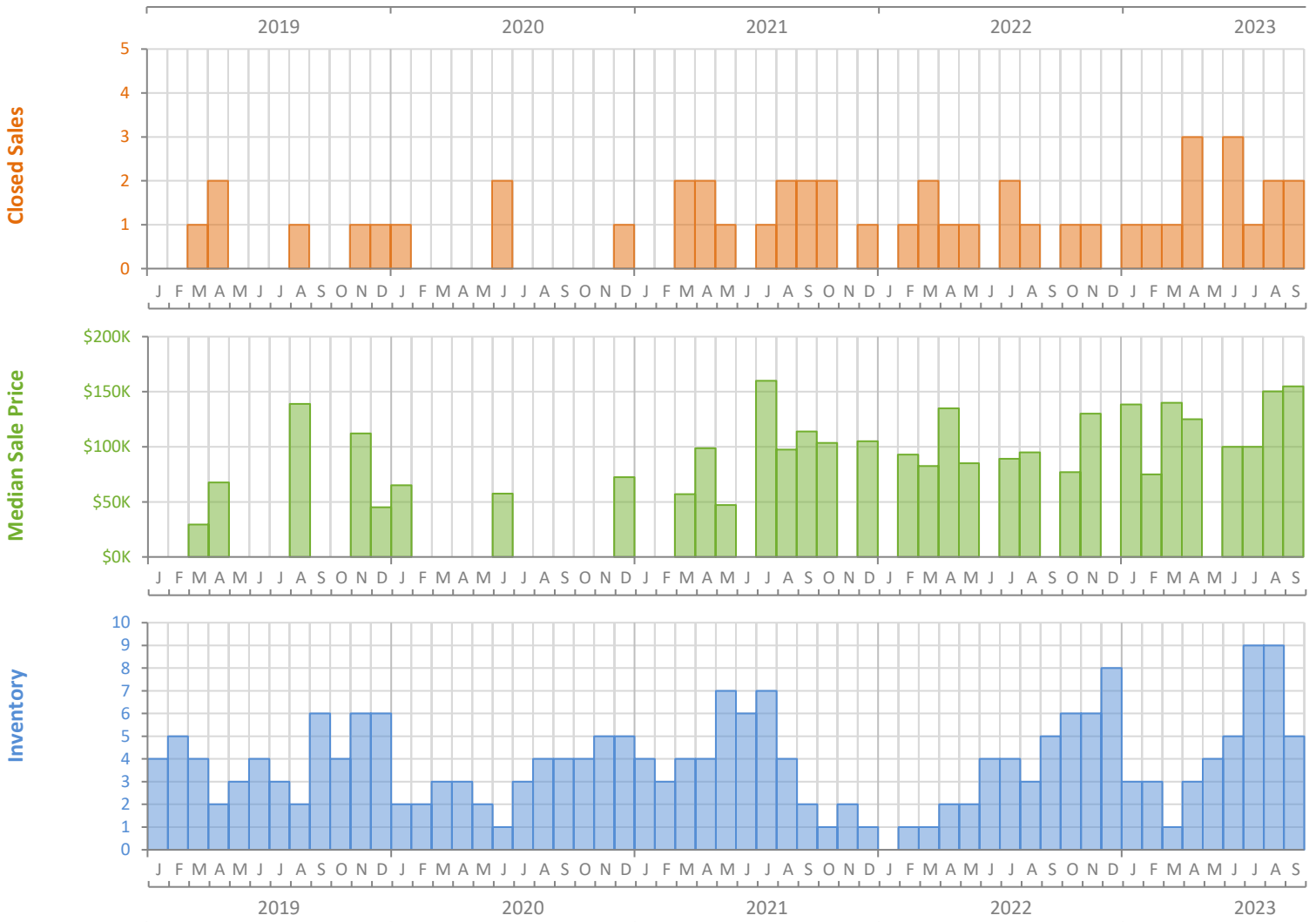
Monthly Market Summary - September 2023

Townhouses and Condos

Okeechobee County



	September 2023	September 2022	Percent Change Year-over-Year
Closed Sales	2	0	N/A
Paid in Cash	2	0	N/A
Median Sale Price	\$154,900	(No Sales)	N/A
Average Sale Price	\$154,900	(No Sales)	N/A
Dollar Volume	\$309,800	\$0	N/A
Med. Pct. of Orig. List Price Received	100.0%	(No Sales)	N/A
Median Time to Contract	27 Days	(No Sales)	N/A
Median Time to Sale	61 Days	(No Sales)	N/A
New Pending Sales	4	0	N/A
New Listings	0	3	-100.0%
Pending Inventory	4	1	300.0%
Inventory (Active Listings)	5	5	0.0%
Months Supply of Inventory	3.8	5.5	-30.9%



Monthly Distressed Market - September 2023

Townhouses and Condos

Okeechobee County



		September 2023	September 2022	Percent Change Year-over-Year
Traditional	Closed Sales	2	0	N/A
	Median Sale Price	\$154,900	(No Sales)	N/A
Foreclosure/REO	Closed Sales	0	0	N/A
	Median Sale Price	(No Sales)	(No Sales)	N/A
Short Sale	Closed Sales	0	0	N/A
	Median Sale Price	(No Sales)	(No Sales)	N/A

