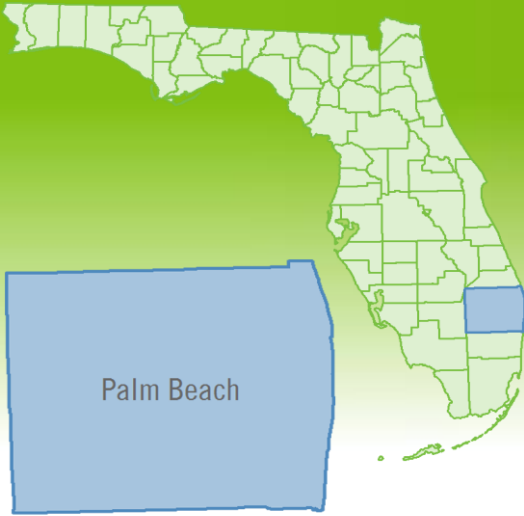


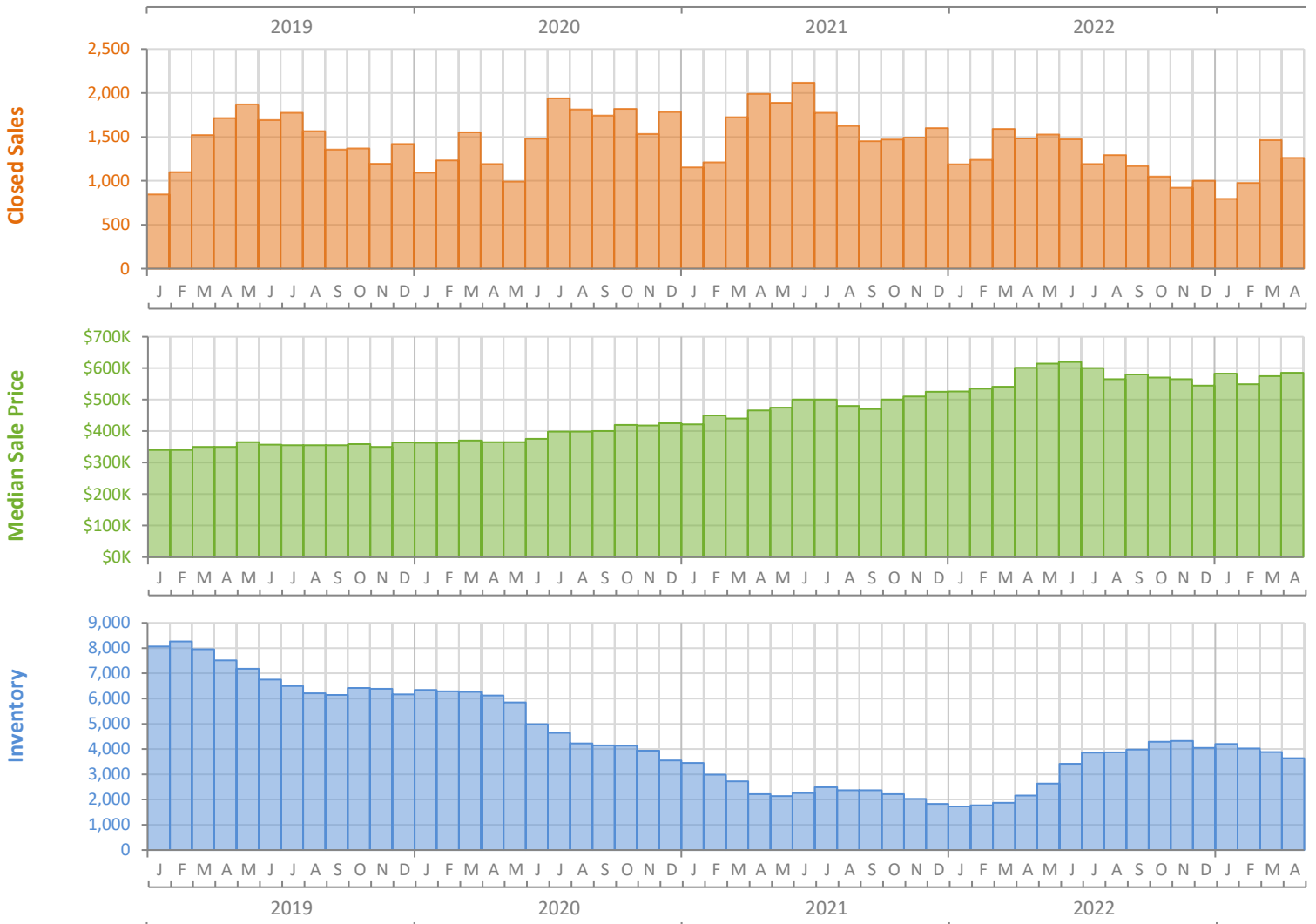
Monthly Market Summary - April 2023

Single-Family Homes

Palm Beach County



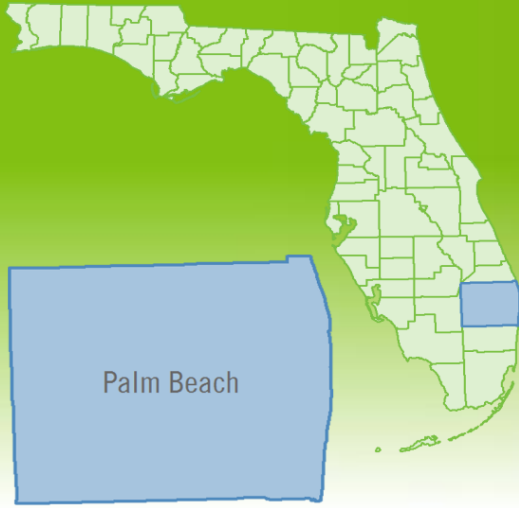
	April 2023	April 2022	Percent Change Year-over-Year
Closed Sales	1,262	1,484	-15.0%
Paid in Cash	578	746	-22.5%
Median Sale Price	\$585,000	\$601,000	-2.7%
Average Sale Price	\$1,015,585	\$1,085,785	-6.5%
Dollar Volume	\$1.3 Billion	\$1.6 Billion	-20.5%
Med. Pct. of Orig. List Price Received	94.6%	100.0%	-5.4%
Median Time to Contract	30 Days	9 Days	233.3%
Median Time to Sale	74 Days	52 Days	42.3%
New Pending Sales	1,447	1,648	-12.2%
New Listings	1,481	2,052	-27.8%
Pending Inventory	2,311	2,650	-12.8%
Inventory (Active Listings)	3,642	2,155	69.0%
Months Supply of Inventory	3.1	1.4	121.4%



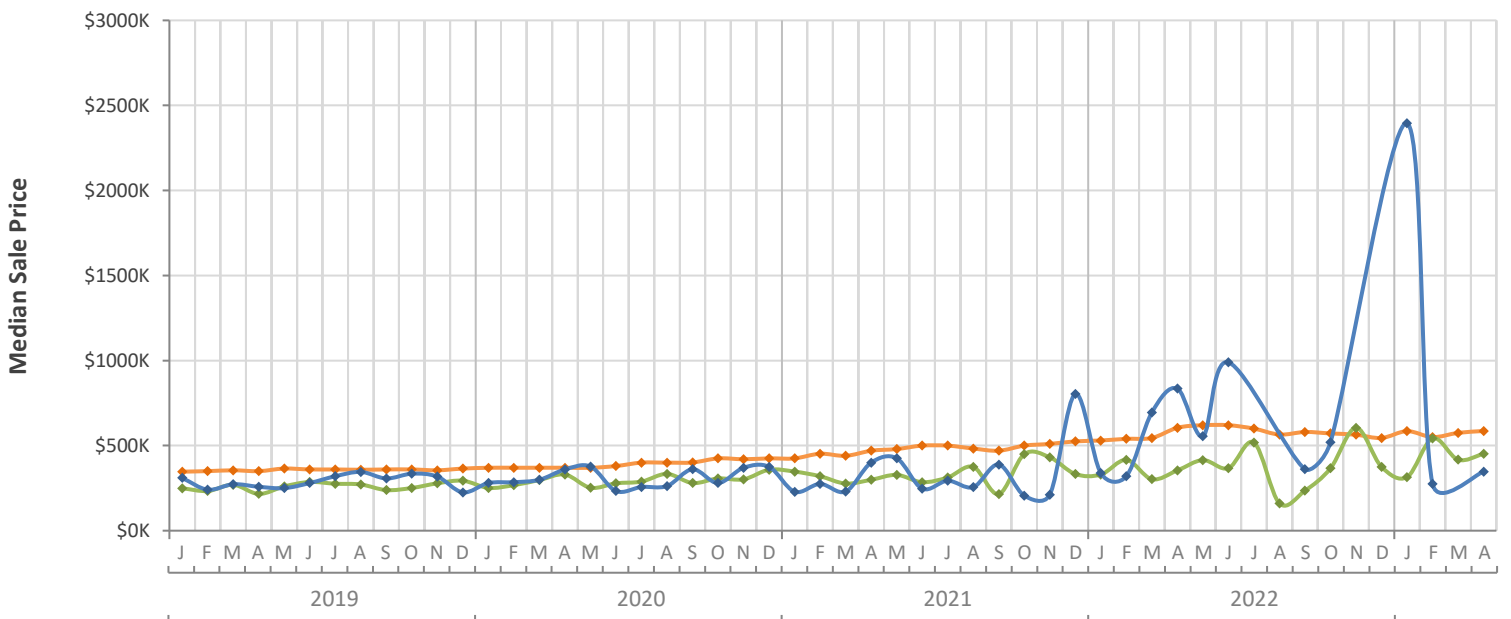
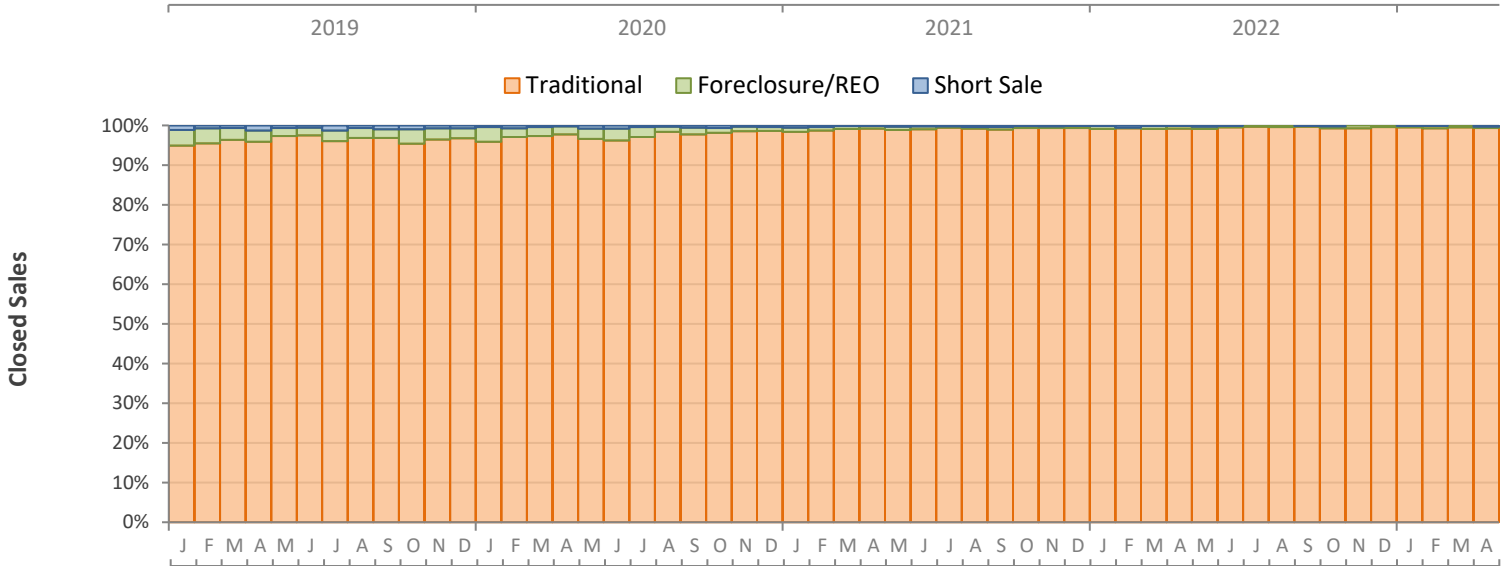
Monthly Distressed Market - April 2023

Single-Family Homes

Palm Beach County



		April 2023	April 2022	Percent Change Year-over-Year
Traditional	Closed Sales	1,254	1,472	-14.8%
	Median Sale Price	\$586,000	\$605,000	-3.1%
Foreclosure/REO	Closed Sales	4	10	-60.0%
	Median Sale Price	\$451,500	\$354,500	27.4%
Short Sale	Closed Sales	4	2	100.0%
	Median Sale Price	\$347,500	\$835,000	-58.4%



Produced by Florida REALTORS® with data provided by Florida's multiple listing services. Statistics for each month compiled from MLS feeds on the 15th day of the following month. Data released on Thursday, May 18, 2023. Next data release is Thursday, June 22, 2023.

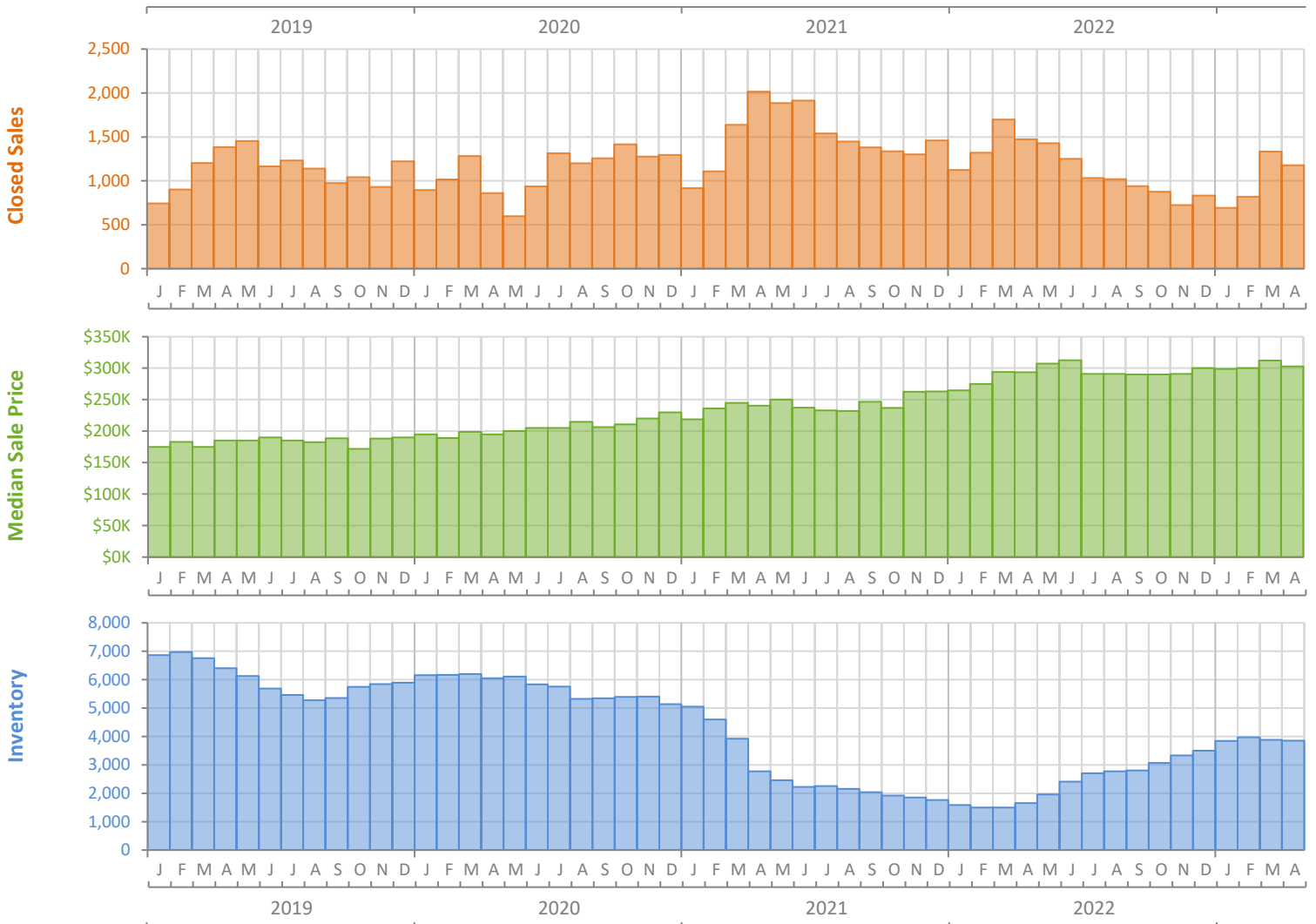
Monthly Market Summary - April 2023

Townhouses and Condos

Palm Beach County



	April 2023	April 2022	Percent Change Year-over-Year
Closed Sales	1,179	1,472	-19.9%
Paid in Cash	736	972	-24.3%
Median Sale Price	\$303,000	\$293,500	3.2%
Average Sale Price	\$546,717	\$532,550	2.7%
Dollar Volume	\$644.6 Million	\$783.9 Million	-17.8%
Med. Pct. of Orig. List Price Received	94.5%	100.0%	-5.5%
Median Time to Contract	30 Days	10 Days	200.0%
Median Time to Sale	73 Days	51 Days	43.1%
New Pending Sales	1,228	1,511	-18.7%
New Listings	1,446	1,729	-16.4%
Pending Inventory	2,065	2,438	-15.3%
Inventory (Active Listings)	3,855	1,650	133.6%
Months Supply of Inventory	3.8	1.1	245.5%



Monthly Distressed Market - April 2023

Townhouses and Condos

Palm Beach County



		April 2023	April 2022	Percent Change Year-over-Year
Traditional	Closed Sales	1,176	1,467	-19.8%
	Median Sale Price	\$301,500	\$295,000	2.2%
Foreclosure/REO	Closed Sales	3	5	-40.0%
	Median Sale Price	\$373,800	\$200,000	86.9%
Short Sale	Closed Sales	0	0	N/A
	Median Sale Price	(No Sales)	(No Sales)	N/A

