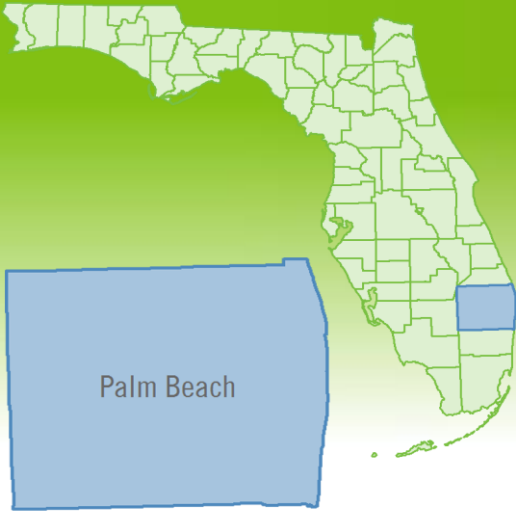


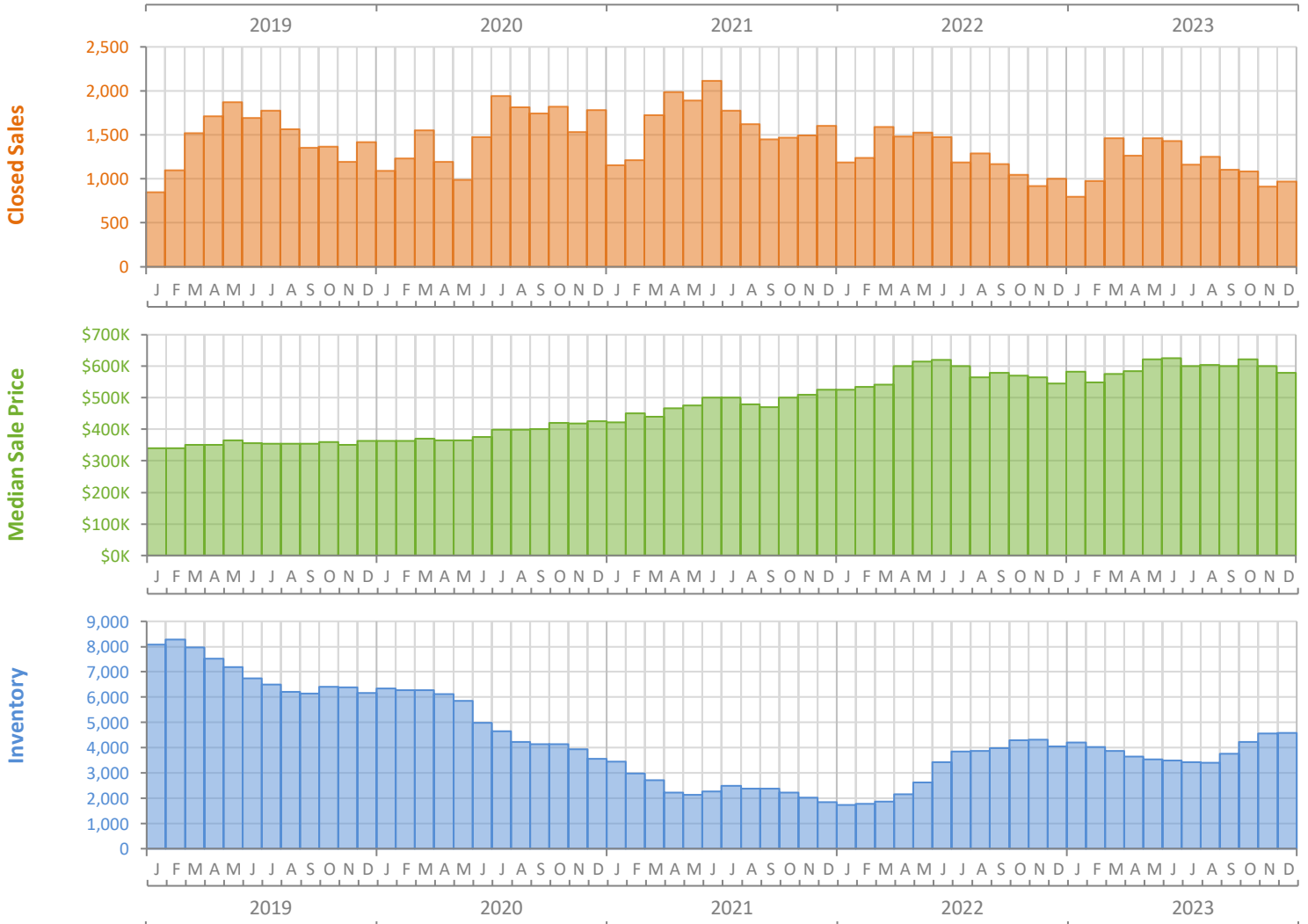
# Monthly Market Summary - December 2023

## Single-Family Homes

### Palm Beach County



|  | December 2023   | December 2022   | Percent Change Year-over-Year |
|--|-----------------|-----------------|-------------------------------|
| Closed Sales                           | 969             | 999             | -3.0%                         |
| Paid in Cash                           | 444             | 457             | -2.8%                         |
| Median Sale Price                      | \$580,000       | \$545,000       | 6.4%                          |
| Average Sale Price                     | \$930,333       | \$825,243       | 12.7%                         |
| Dollar Volume                          | \$901.5 Million | \$824.4 Million | 9.3%                          |
| Med. Pct. of Orig. List Price Received | 95.2%           | 93.3%           | 2.0%                          |
| Median Time to Contract                | 29 Days         | 36 Days         | -19.4%                        |
| Median Time to Sale                    | 68 Days         | 77 Days         | -11.7%                        |
| New Pending Sales                      | 842             | 904             | -6.9%                         |
| New Listings                           | 1,249           | 1,076           | 16.1%                         |
| Pending Inventory                      | 1,307           | 1,371           | -4.7%                         |
| Inventory (Active Listings)            | 4,575           | 4,042           | 13.2%                         |
| Months Supply of Inventory             | 4.0             | 3.2             | 25.0%                         |

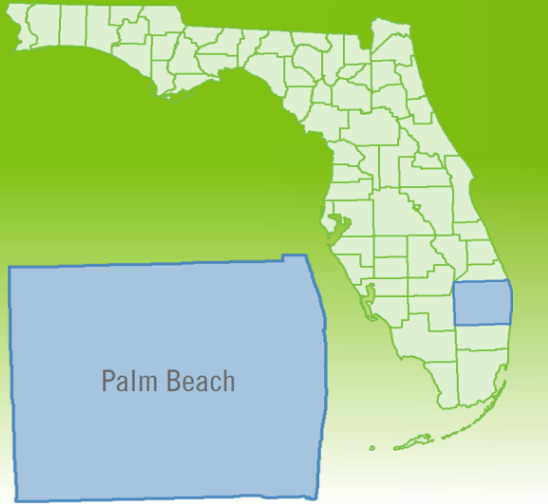


Produced by Florida REALTORS® with data provided by Florida's multiple listing services. Statistics for each month compiled from MLS feeds on the 15th day of the following month. Data released on Friday, January 19, 2024. Next data release is Thursday, February 22, 2024.

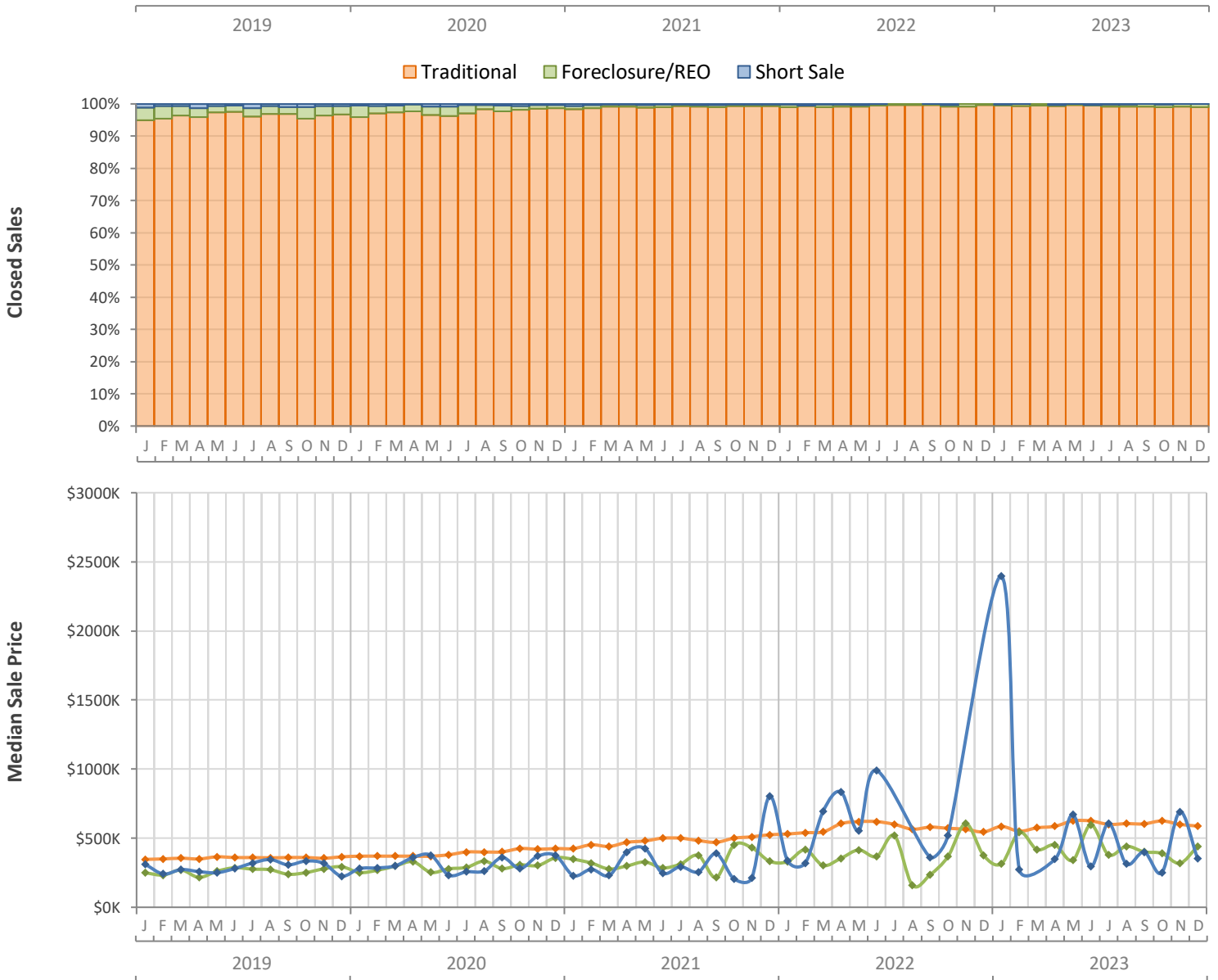
# Monthly Distressed Market - December 2023

## Single-Family Homes

### Palm Beach County



|                 |                   | December 2023 | December 2022 | Percent Change Year-over-Year |
|-----------------|-------------------|---------------|---------------|-------------------------------|
| Traditional     | Closed Sales      | 960           | 995           | -3.5%                         |
|                 | Median Sale Price | \$588,000     | \$545,000     | 7.9%                          |
| Foreclosure/REO | Closed Sales      | 8             | 4             | 100.0%                        |
|                 | Median Sale Price | \$440,000     | \$375,000     | 17.3%                         |
| Short Sale      | Closed Sales      | 1             | 0             | N/A                           |
|                 | Median Sale Price | \$352,000     | (No Sales)    | N/A                           |



Produced by Florida REALTORS® with data provided by Florida's multiple listing services. Statistics for each month compiled from MLS feeds on the 15th day of the following month. Data released on Friday, January 19, 2024. Next data release is Thursday, February 22, 2024.

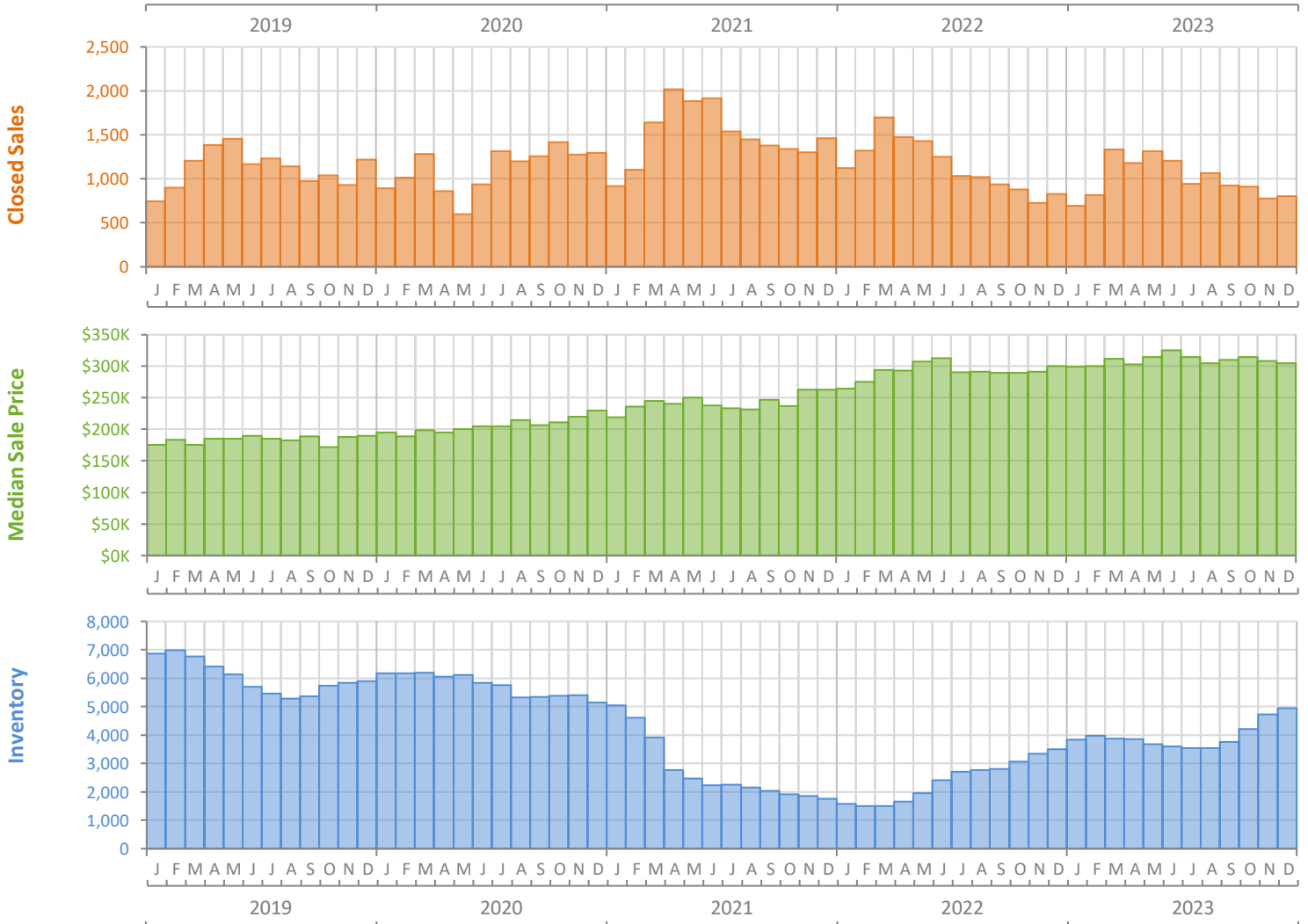
# Monthly Market Summary - December 2023

## Townhouses and Condos

### Palm Beach County



|  | December 2023   | December 2022   | Percent Change Year-over-Year |
|--|-----------------|-----------------|-------------------------------|
| Closed Sales                           | 801             | 831             | -3.6%                         |
| Paid in Cash                           | 506             | 482             | 5.0%                          |
| Median Sale Price                      | \$305,000       | \$300,000       | 1.7%                          |
| Average Sale Price                     | \$508,520       | \$480,375       | 5.9%                          |
| Dollar Volume                          | \$407.3 Million | \$399.2 Million | 2.0%                          |
| Med. Pct. of Orig. List Price Received | 94.3%           | 95.6%           | -1.4%                         |
| Median Time to Contract                | 31 Days         | 27 Days         | 14.8%                         |
| Median Time to Sale                    | 70 Days         | 67 Days         | 4.5%                          |
| New Pending Sales                      | 704             | 771             | -8.7%                         |
| New Listings                           | 1,323           | 1,206           | 9.7%                          |
| Pending Inventory                      | 1,085           | 1,269           | -14.5%                        |
| Inventory (Active Listings)            | 4,940           | 3,503           | 41.0%                         |
| Months Supply of Inventory             | 4.9             | 3.1             | 58.1%                         |



Produced by Florida REALTORS® with data provided by Florida's multiple listing services. Statistics for each month compiled from MLS feeds on the 15th day of the following month. Data released on Friday, January 19, 2024. Next data release is Thursday, February 22, 2024.

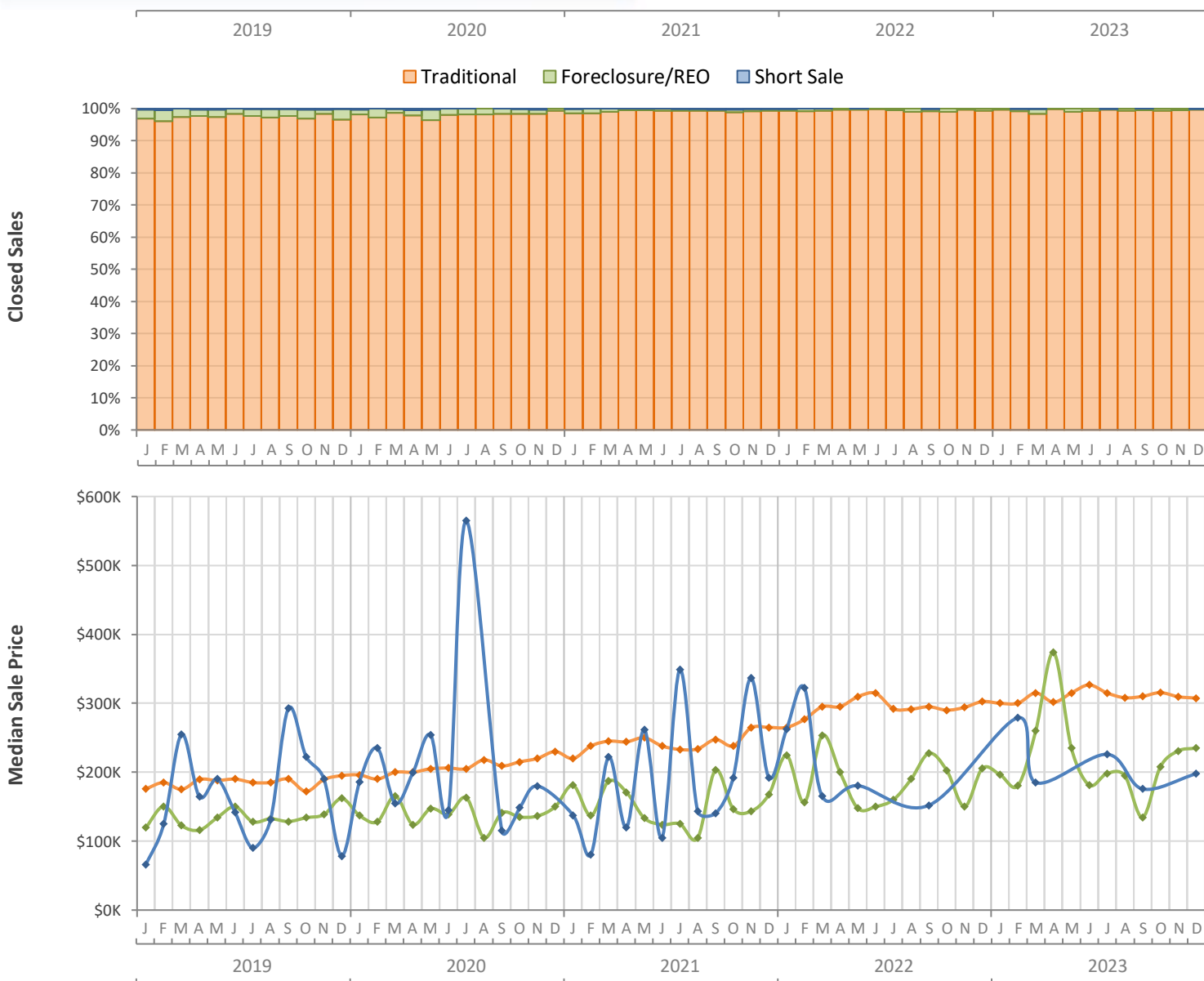
# Monthly Distressed Market - December 2023

## Townhouses and Condos

### Palm Beach County



|                 |                   | December 2023 | December 2022 | Percent Change Year-over-Year |
|-----------------|-------------------|---------------|---------------|-------------------------------|
| Traditional     | Closed Sales      | 798           | 825           | -3.3%                         |
|                 | Median Sale Price | \$307,500     | \$302,500     | 1.7%                          |
| Foreclosure/REO | Closed Sales      | 2             | 6             | -66.7%                        |
|                 | Median Sale Price | \$234,900     | \$205,625     | 14.2%                         |
| Short Sale      | Closed Sales      | 1             | 0             | N/A                           |
|                 | Median Sale Price | \$197,600     | (No Sales)    | N/A                           |



Produced by Florida REALTORS® with data provided by Florida's multiple listing services. Statistics for each month compiled from MLS feeds on the 15th day of the following month. Data released on Friday, January 19, 2024. Next data release is Thursday, February 22, 2024.