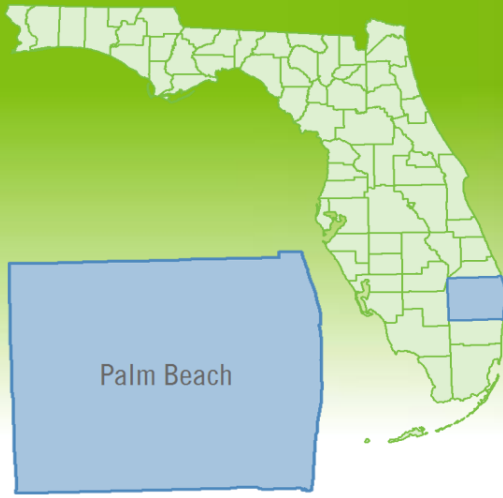


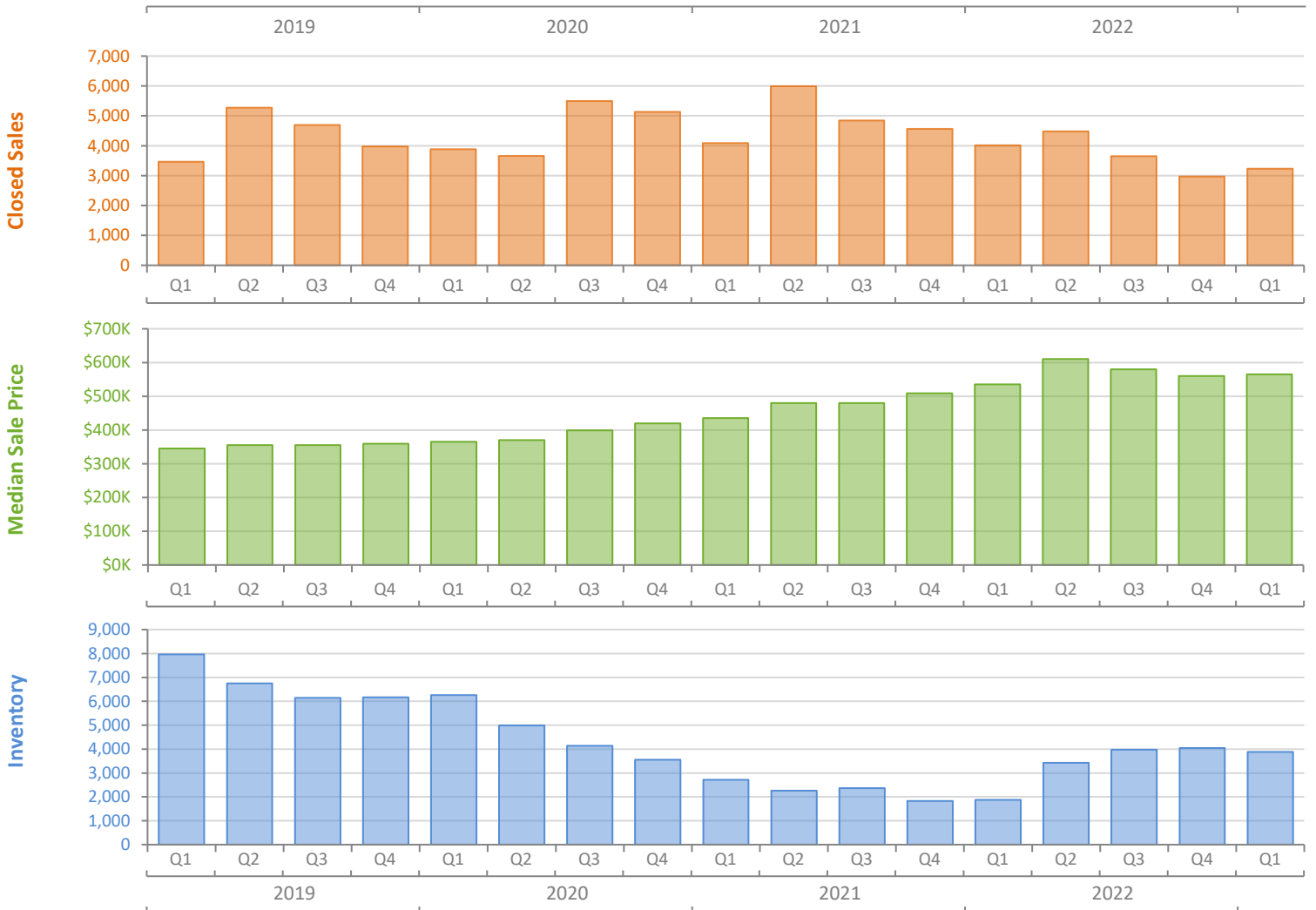
# Quarterly Market Summary - Q1 2023

## Single-Family Homes

### Palm Beach County



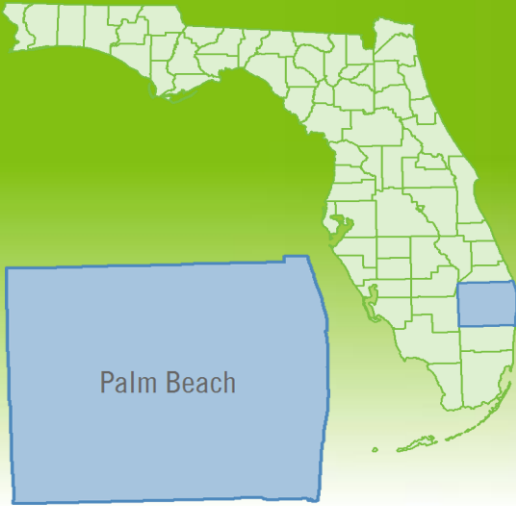
	Q1 2023	Q1 2022	Percent Change Year-over-Year
Closed Sales	3,234	4,015	-19.5%
Paid in Cash	1,477	1,836	-19.6%
Median Sale Price	\$565,000	\$535,000	5.6%
Average Sale Price	\$951,075	\$942,252	0.9%
Dollar Volume	\$3.1 Billion	\$3.8 Billion	-18.7%
Med. Pct. of Orig. List Price Received	94.0%	100.0%	-6.0%
Median Time to Contract	39 Days	13 Days	200.0%
Median Time to Sale	81 Days	55 Days	47.3%
New Pending Sales	4,315	4,902	-12.0%
New Listings	4,909	5,329	-7.9%
Pending Inventory	2,213	2,624	-15.7%
Inventory (Active Listings)	3,876	1,869	107.4%
Months Supply of Inventory	3.2	1.2	166.7%



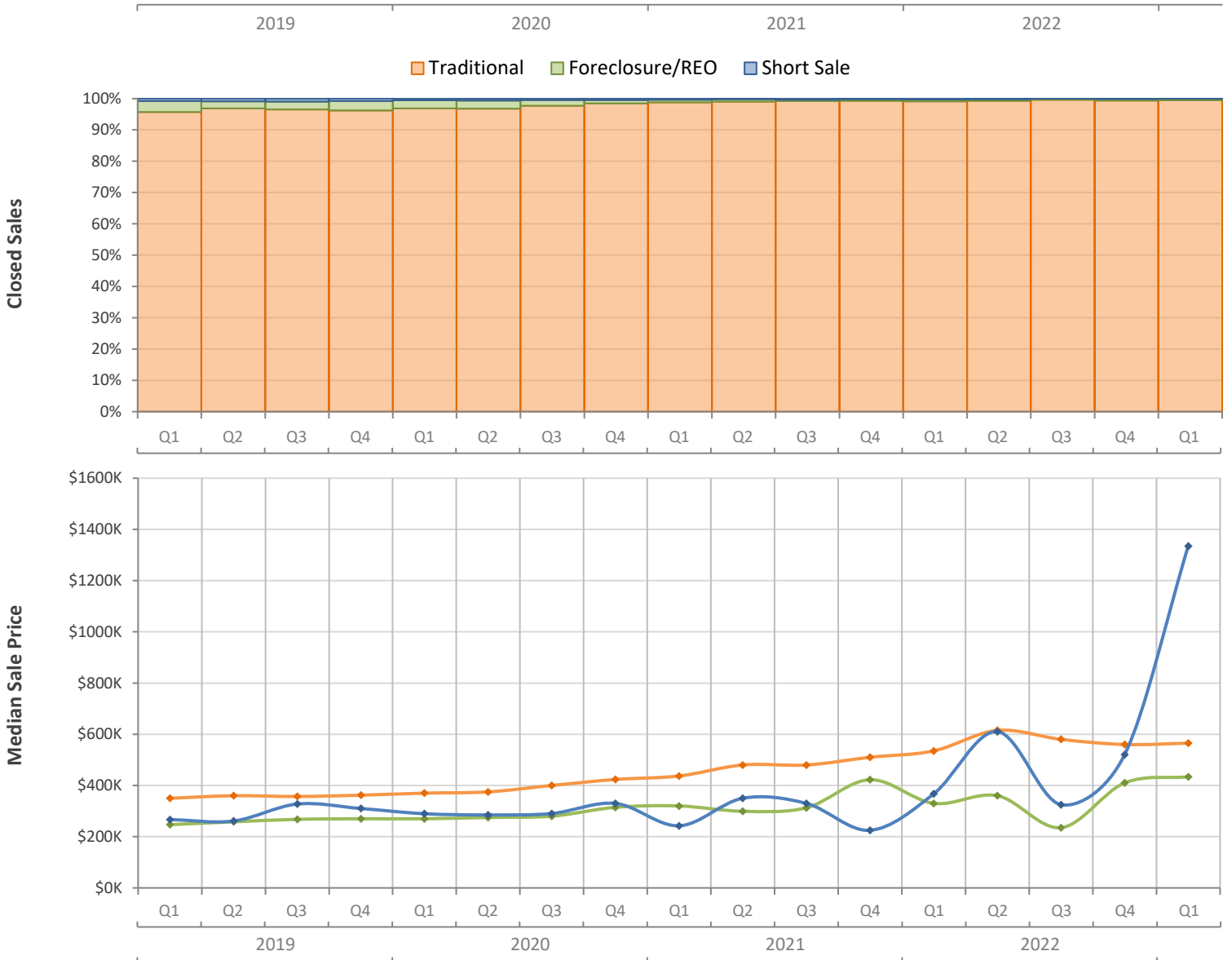
# Quarterly Distressed Market - Q1 2023

## Single-Family Homes

### Palm Beach County



		Q1 2023	Q1 2022	Percent Change Year-over-Year
Traditional	Closed Sales	3,216	3,980	-19.2%
	Median Sale Price	\$565,000	\$535,000	5.6%
Foreclosure/REO	Closed Sales	16	23	-30.4%
	Median Sale Price	\$433,825	\$330,000	31.5%
Short Sale	Closed Sales	2	12	-83.3%
	Median Sale Price	\$1,335,000	\$367,000	263.8%



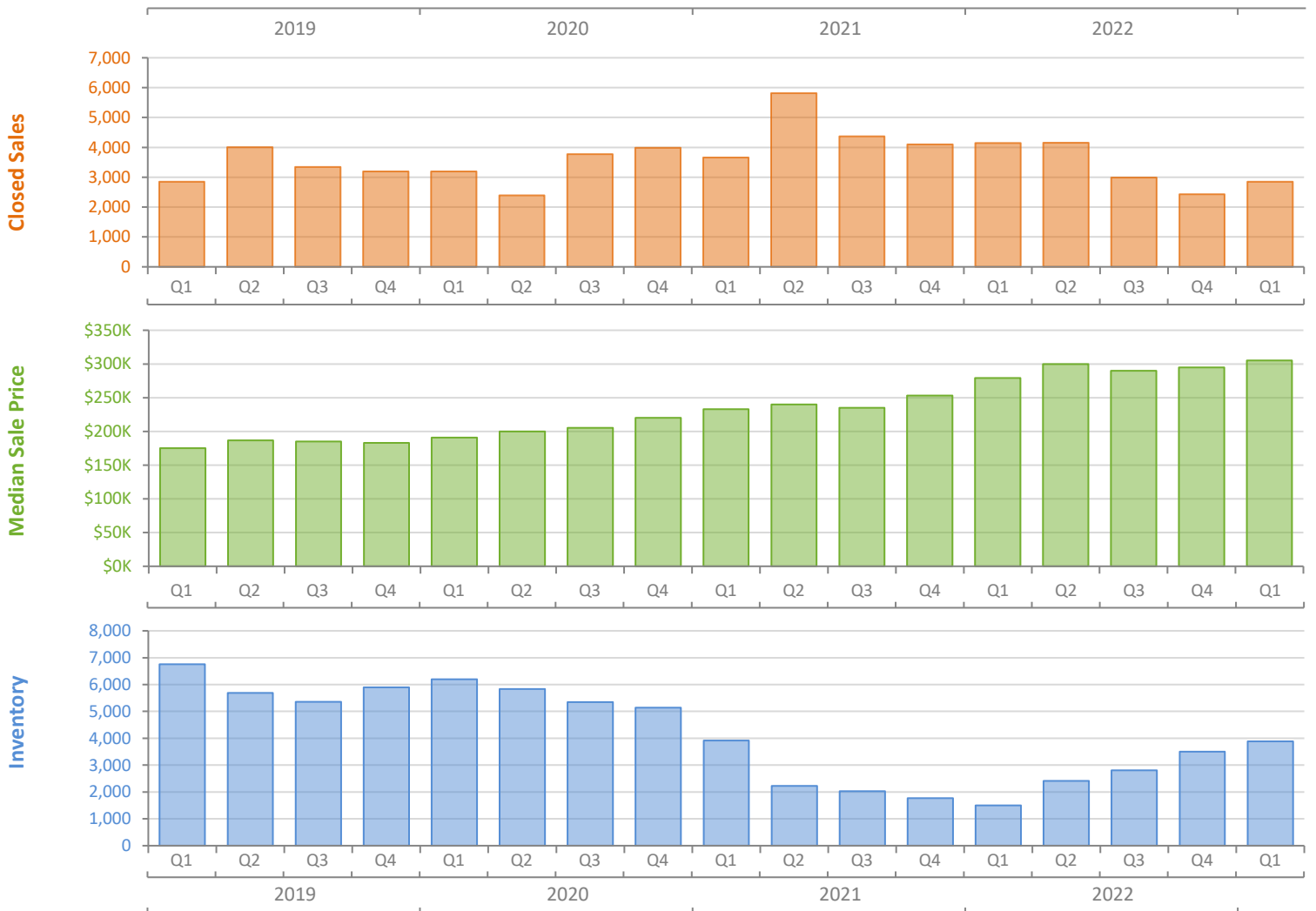
# Quarterly Market Summary - Q1 2023

## Townhouses and Condos

### Palm Beach County



	Q1 2023	Q1 2022	Percent Change Year-over-Year
Closed Sales	2,848	4,143	-31.3%
Paid in Cash	1,774	2,684	-33.9%
Median Sale Price	\$305,000	\$279,000	9.3%
Average Sale Price	\$508,681	\$481,907	5.6%
Dollar Volume	\$1.4 Billion	\$2.0 Billion	-27.4%
Med. Pct. of Orig. List Price Received	94.4%	100.0%	-5.6%
Median Time to Contract	35 Days	12 Days	191.7%
Median Time to Sale	77 Days	54 Days	42.6%
New Pending Sales	3,966	5,047	-21.4%
New Listings	4,998	5,129	-2.6%
Pending Inventory	2,120	2,553	-17.0%
Inventory (Active Listings)	3,880	1,496	159.4%
Months Supply of Inventory	3.7	1.0	270.0%



# Quarterly Distressed Market - Q1 2023

## Townhouses and Condos

### Palm Beach County



		Q1 2023	Q1 2022	Percent Change Year-over-Year
Traditional	Closed Sales	2,816	4,111	-31.5%
	Median Sale Price	\$307,500	\$280,000	9.8%
Foreclosure/REO	Closed Sales	28	28	0.0%
	Median Sale Price	\$208,100	\$211,000	-1.4%
Short Sale	Closed Sales	4	4	0.0%
	Median Sale Price	\$232,000	\$245,000	-5.3%

