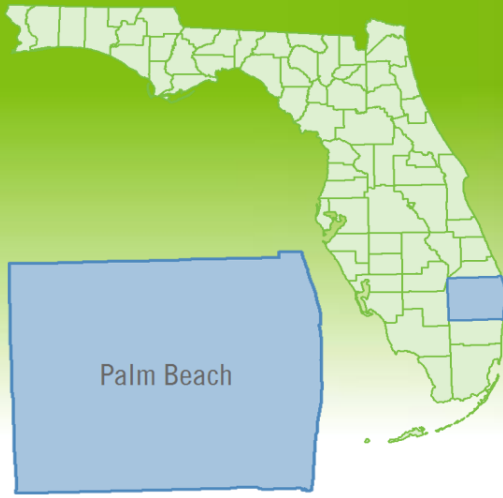


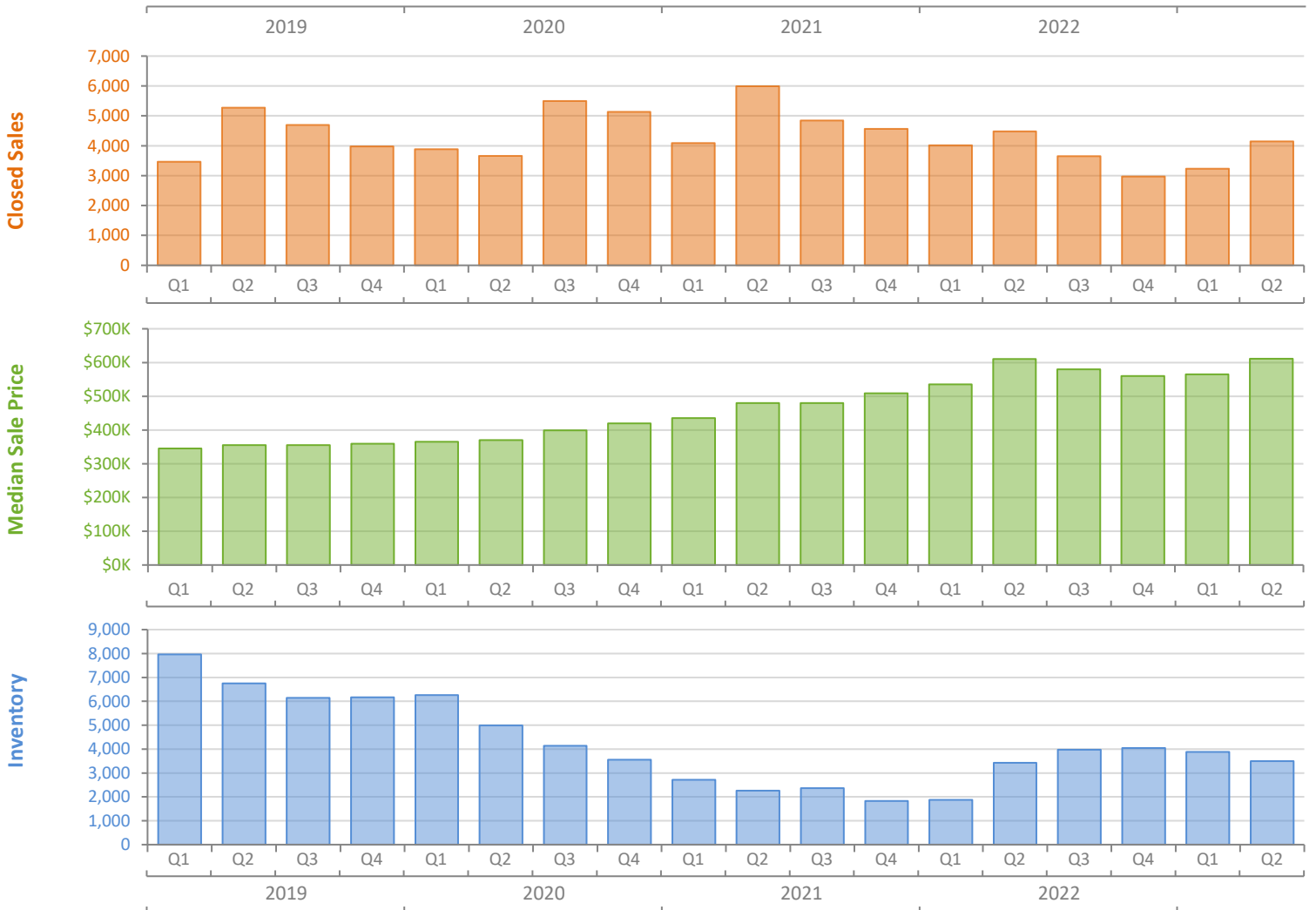
Quarterly Market Summary - Q2 2023

Single-Family Homes

Palm Beach County



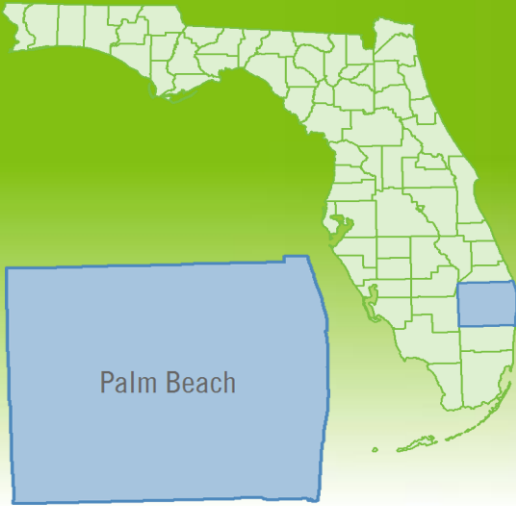
	Q2 2023	Q2 2022	Percent Change Year-over-Year
Closed Sales	4,150	4,483	-7.4%
Paid in Cash	1,838	2,185	-15.9%
Median Sale Price	\$611,500	\$610,500	0.2%
Average Sale Price	\$1,085,557	\$1,088,698	-0.3%
Dollar Volume	\$4.5 Billion	\$4.9 Billion	-7.7%
Med. Pct. of Orig. List Price Received	95.1%	100.0%	-4.9%
Median Time to Contract	30 Days	11 Days	172.7%
Median Time to Sale	77 Days	53 Days	45.3%
New Pending Sales	4,146	4,408	-5.9%
New Listings	4,627	6,560	-29.5%
Pending Inventory	1,925	2,151	-10.5%
Inventory (Active Listings)	3,497	3,421	2.2%
Months Supply of Inventory	3.0	2.3	30.4%



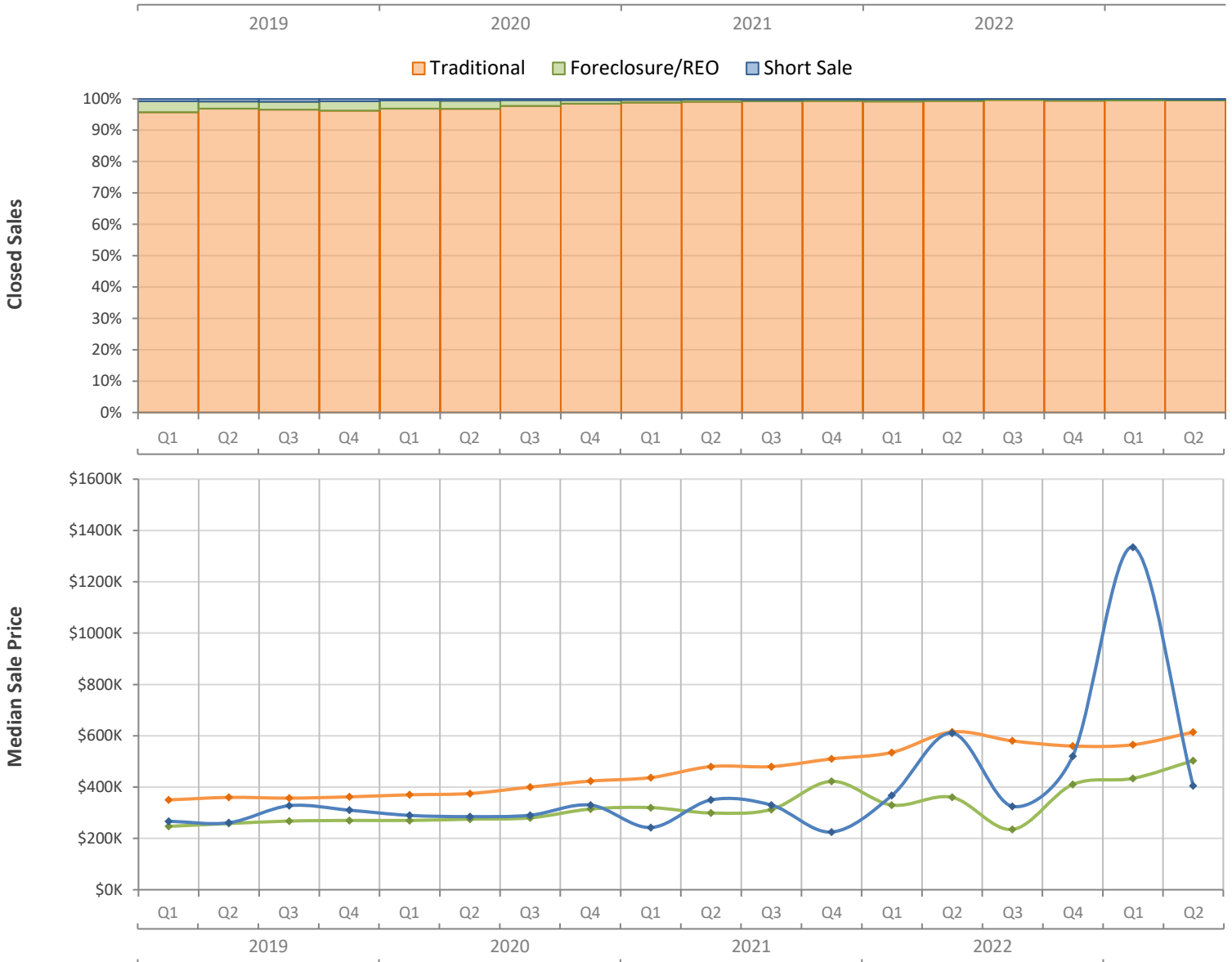
Quarterly Distressed Market - Q2 2023

Single-Family Homes

Palm Beach County



		Q2 2023	Q2 2022	Percent Change Year-over-Year
Traditional	Closed Sales	4,128	4,450	-7.2%
	Median Sale Price	\$614,200	\$615,000	-0.1%
Foreclosure/REO	Closed Sales	13	25	-48.0%
	Median Sale Price	\$503,000	\$360,000	39.7%
Short Sale	Closed Sales	9	8	12.5%
	Median Sale Price	\$405,000	\$610,500	-33.7%



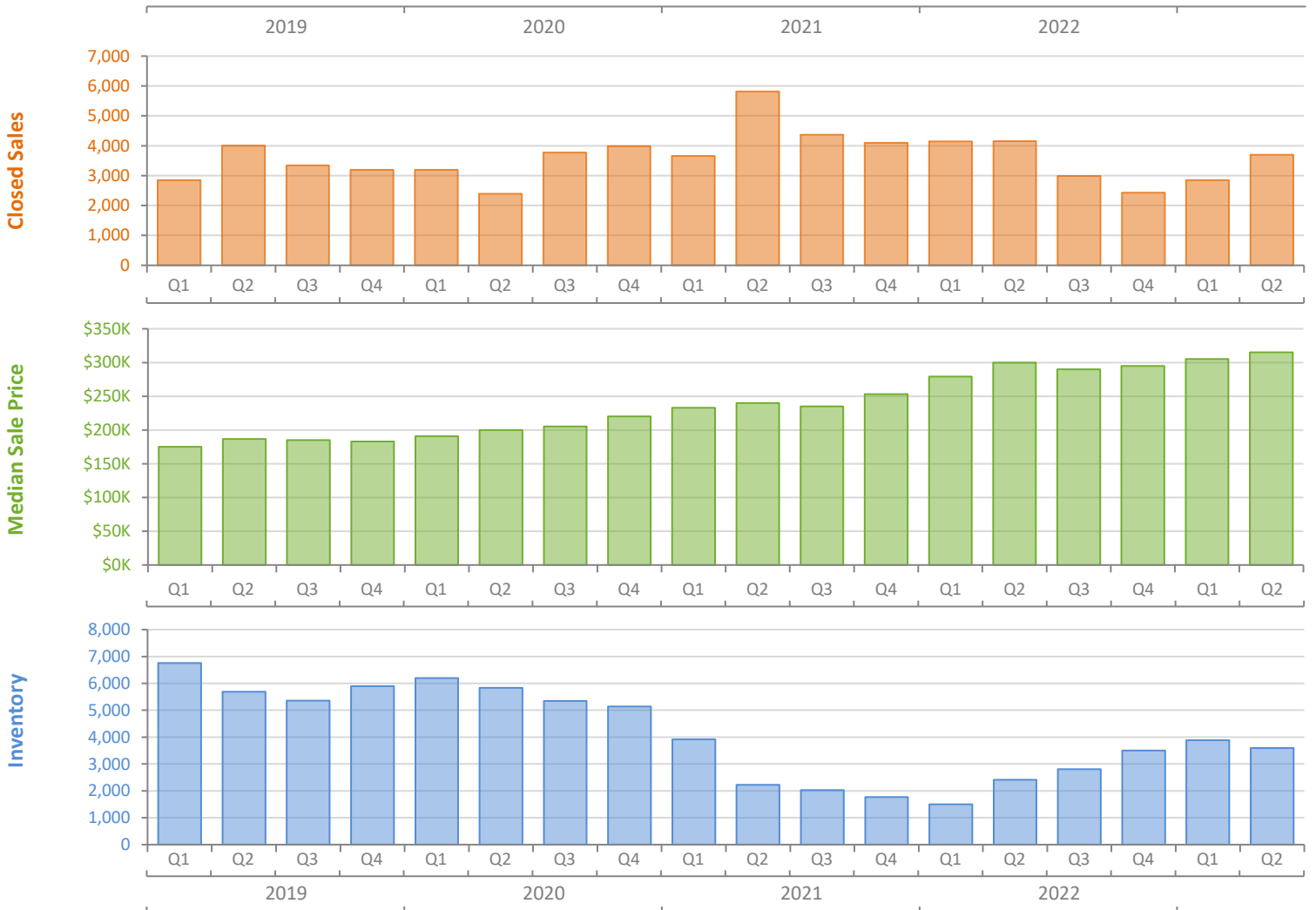
Quarterly Market Summary - Q2 2023

Townhouses and Condos

Palm Beach County



	Q2 2023	Q2 2022	Percent Change Year-over-Year
Closed Sales	3,698	4,153	-11.0%
Paid in Cash	2,276	2,711	-16.0%
Median Sale Price	\$315,000	\$300,000	5.0%
Average Sale Price	\$540,747	\$514,536	5.1%
Dollar Volume	\$2.0 Billion	\$2.1 Billion	-6.4%
Med. Pct. of Orig. List Price Received	94.9%	100.0%	-5.1%
Median Time to Contract	31 Days	10 Days	210.0%
Median Time to Sale	75 Days	51 Days	47.1%
New Pending Sales	3,603	3,957	-8.9%
New Listings	4,214	5,190	-18.8%
Pending Inventory	1,698	1,927	-11.9%
Inventory (Active Listings)	3,592	2,408	49.2%
Months Supply of Inventory	3.6	1.7	111.8%



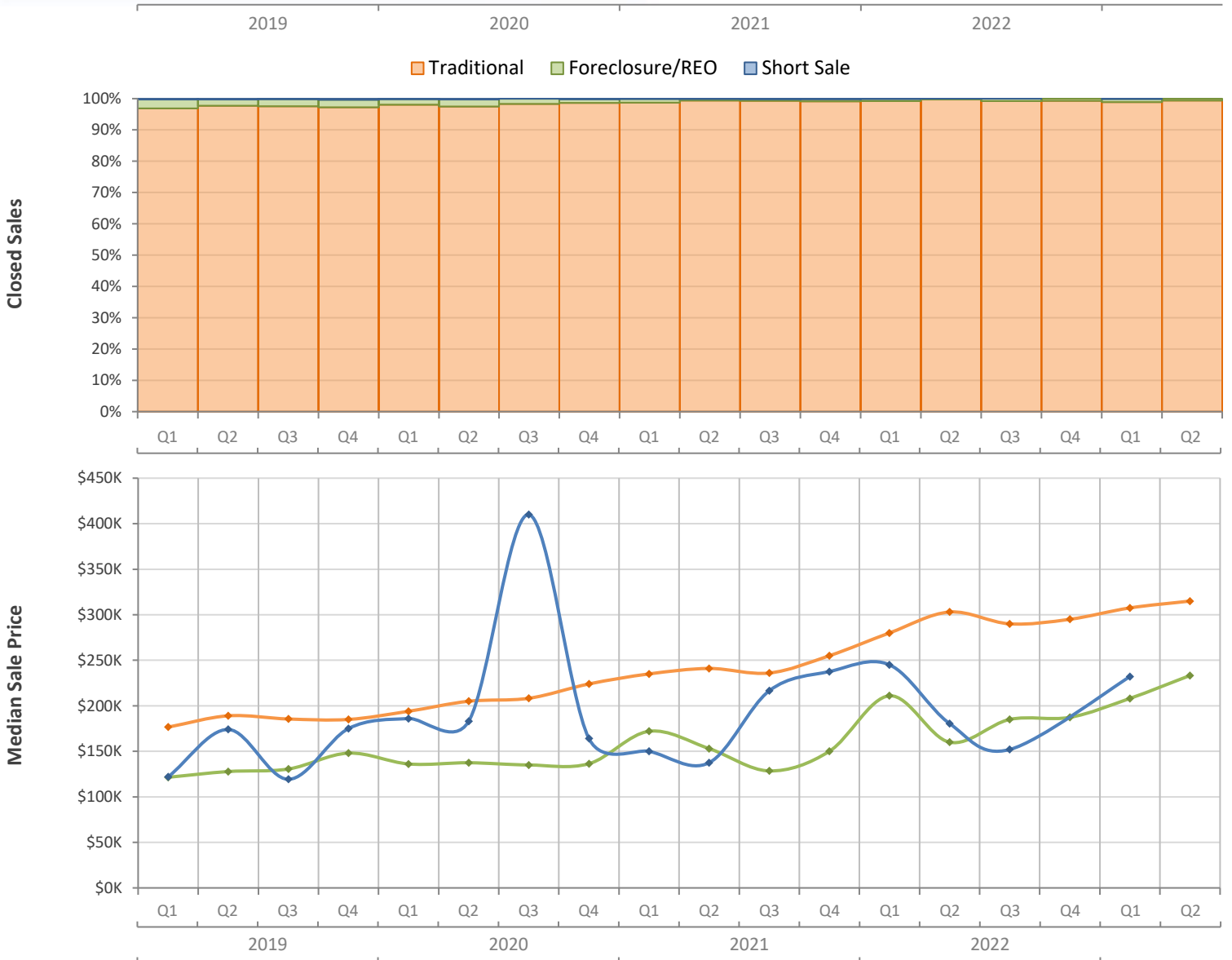
Quarterly Distressed Market - Q2 2023

Townhouses and Condos

Palm Beach County



		Q2 2023	Q2 2022	Percent Change Year-over-Year
Traditional	Closed Sales	3,674	4,140	-11.3%
	Median Sale Price	\$315,000	\$303,000	4.0%
Foreclosure/REO	Closed Sales	24	12	100.0%
	Median Sale Price	\$233,263	\$160,000	45.8%
Short Sale	Closed Sales	0	1	-100.0%
	Median Sale Price	(No Sales)	\$180,500	N/A



Produced by Florida REALTORS® with data provided by Florida's multiple listing services. Statistics for each month compiled from MLS feeds on the 15th day of the following month. Data released on Thursday, July 20, 2023. Next data release is Thursday, October 19, 2023.