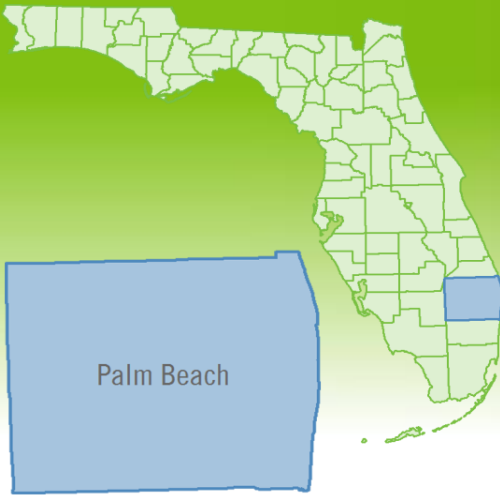


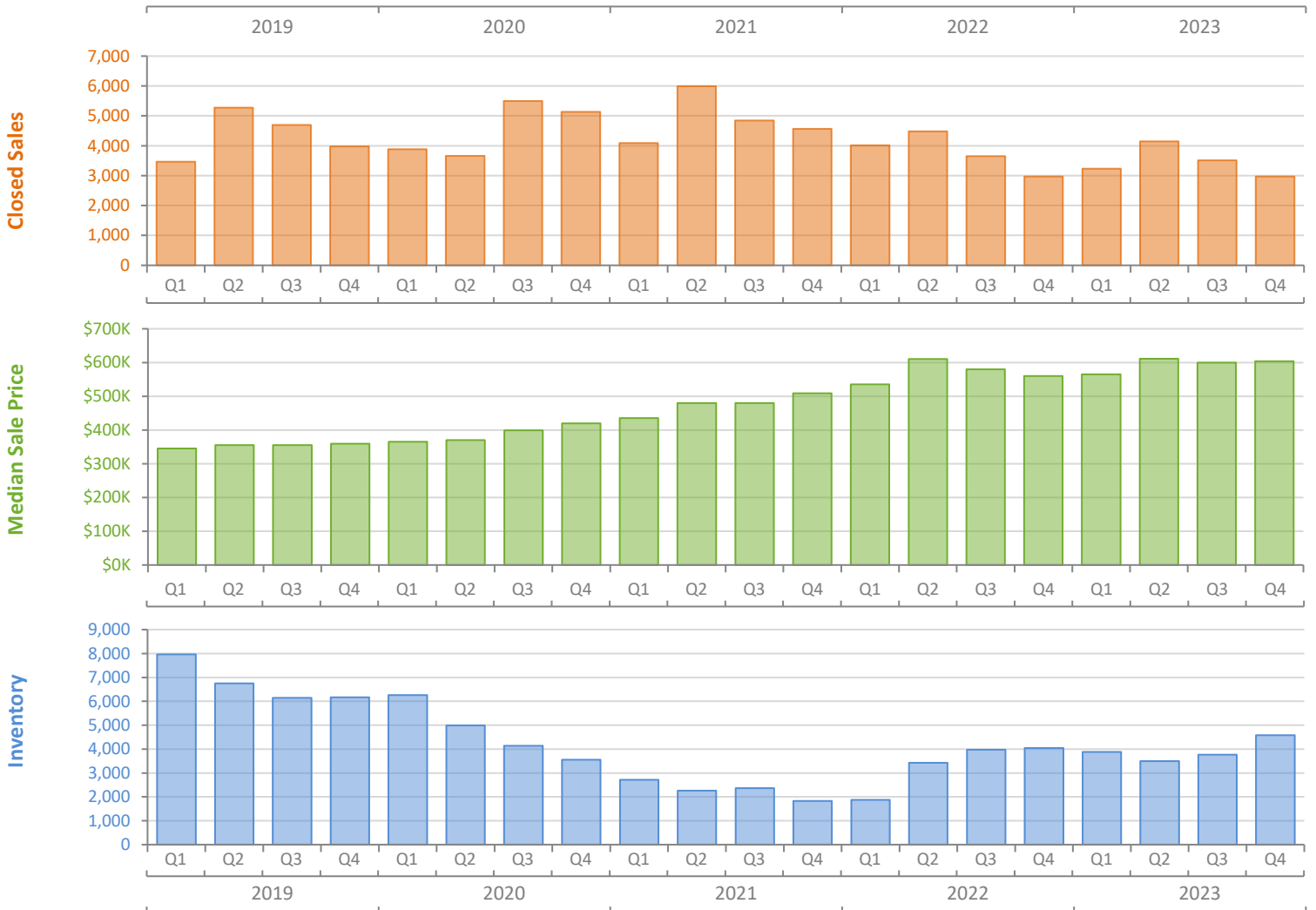
# Quarterly Market Summary - Q4 2023

## Single-Family Homes

### Palm Beach County



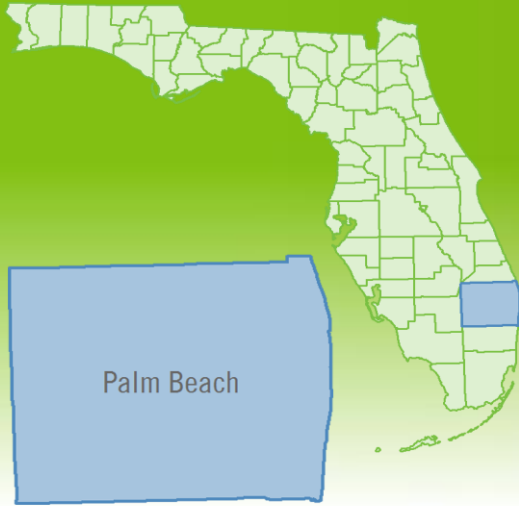
	Q4 2023	Q4 2022	Percent Change Year-over-Year
Closed Sales	2,969	2,968	0.0%
Paid in Cash	1,392	1,297	7.3%
Median Sale Price	\$604,000	\$560,000	7.9%
Average Sale Price	\$921,048	\$884,815	4.1%
Dollar Volume	\$2.7 Billion	\$2.6 Billion	4.1%
Med. Pct. of Orig. List Price Received	95.7%	94.4%	1.4%
Median Time to Contract	26 Days	33 Days	-21.2%
Median Time to Sale	67 Days	76 Days	-11.8%
New Pending Sales	2,845	2,850	-0.2%
New Listings	4,537	4,013	13.1%
Pending Inventory	1,307	1,371	-4.7%
Inventory (Active Listings)	4,575	4,042	13.2%
Months Supply of Inventory	4.0	3.2	25.0%



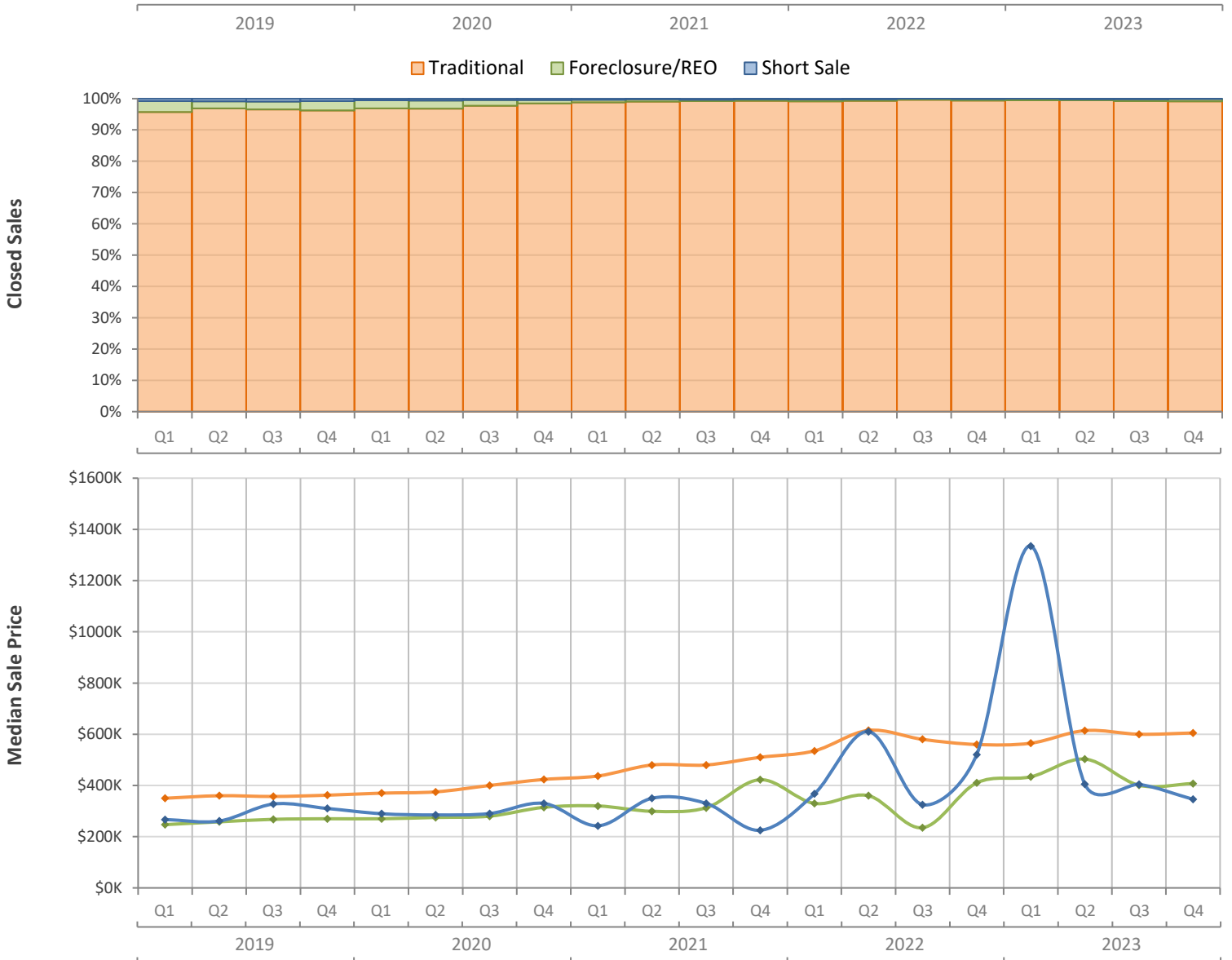
# Quarterly Distressed Market - Q4 2023

## Single-Family Homes

### Palm Beach County



		Q4 2023	Q4 2022	Percent Change Year-over-Year
Traditional	Closed Sales	2,942	2,949	-0.2%
	Median Sale Price	\$605,000	\$560,000	8.0%
Foreclosure/REO	Closed Sales	23	16	43.8%
	Median Sale Price	\$407,500	\$410,000	-0.6%
Short Sale	Closed Sales	4	3	33.3%
	Median Sale Price	\$346,000	\$520,000	-33.5%



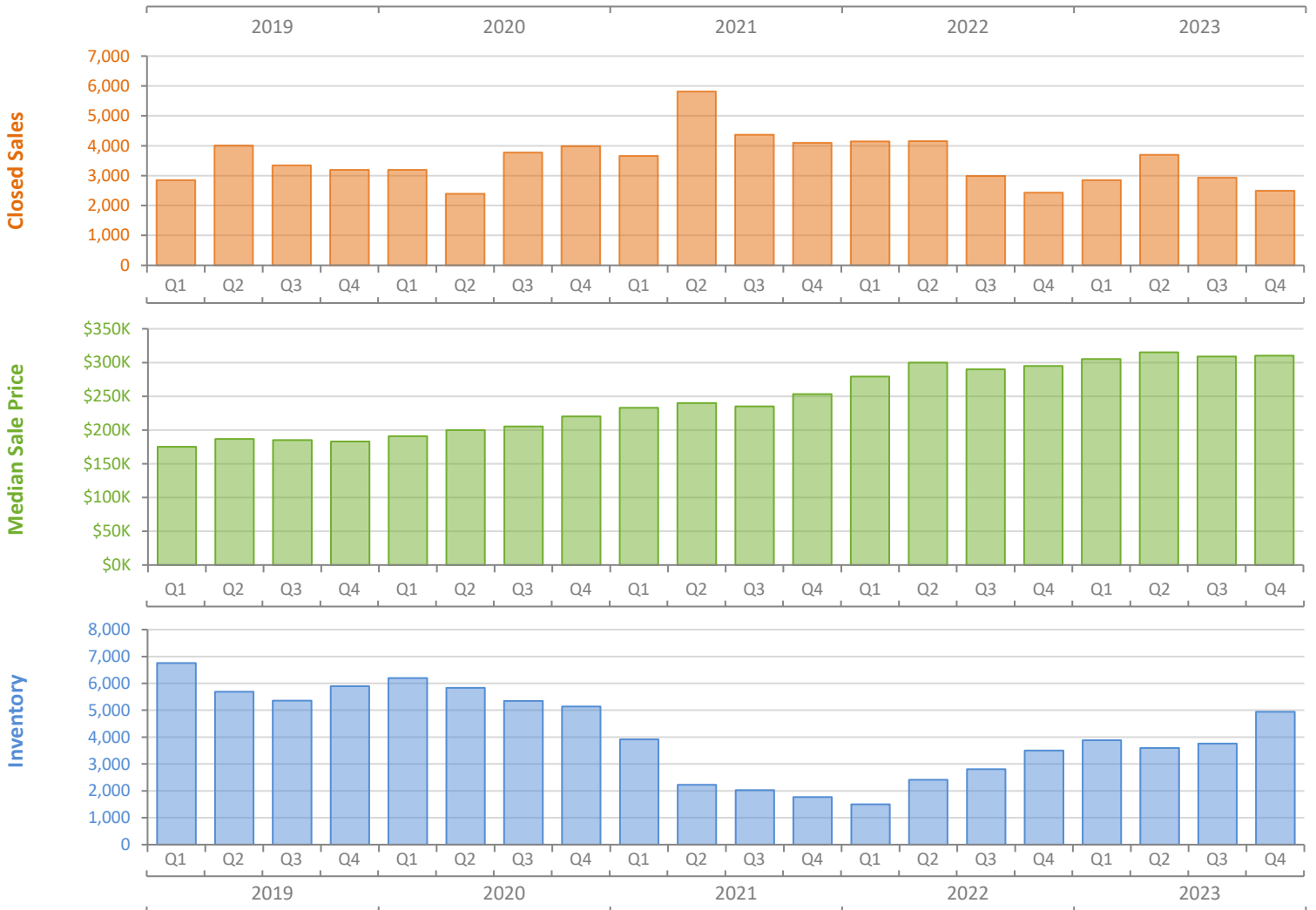
# Quarterly Market Summary - Q4 2023

## Townhouses and Condos

### Palm Beach County



	Q4 2023	Q4 2022	Percent Change Year-over-Year
Closed Sales	2,497	2,435	2.5%
Paid in Cash	1,578	1,445	9.2%
Median Sale Price	\$310,000	\$295,000	5.1%
Average Sale Price	\$506,284	\$435,311	16.3%
Dollar Volume	\$1.3 Billion	\$1.1 Billion	19.3%
Med. Pct. of Orig. List Price Received	94.9%	95.6%	-0.7%
Median Time to Contract	35 Days	29 Days	20.7%
Median Time to Sale	73 Days	70 Days	4.3%
New Pending Sales	2,368	2,417	-2.0%
New Listings	4,468	3,810	17.3%
Pending Inventory	1,085	1,269	-14.5%
Inventory (Active Listings)	4,940	3,503	41.0%
Months Supply of Inventory	4.9	3.1	58.1%



# Quarterly Distressed Market - Q4 2023

## Townhouses and Condos

### Palm Beach County



		Q4 2023	Q4 2022	Percent Change Year-over-Year
Traditional	Closed Sales	2,484	2,417	2.8%
	Median Sale Price	\$310,000	\$295,000	5.1%
Foreclosure/REO	Closed Sales	12	18	-33.3%
	Median Sale Price	\$230,800	\$187,298	23.2%
Short Sale	Closed Sales	1	0	N/A
	Median Sale Price	\$197,600	(No Sales)	N/A

