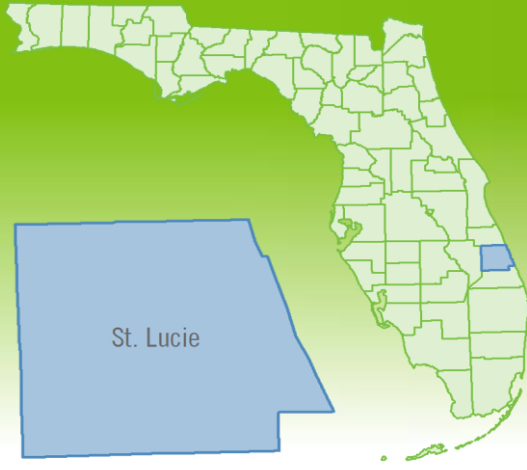


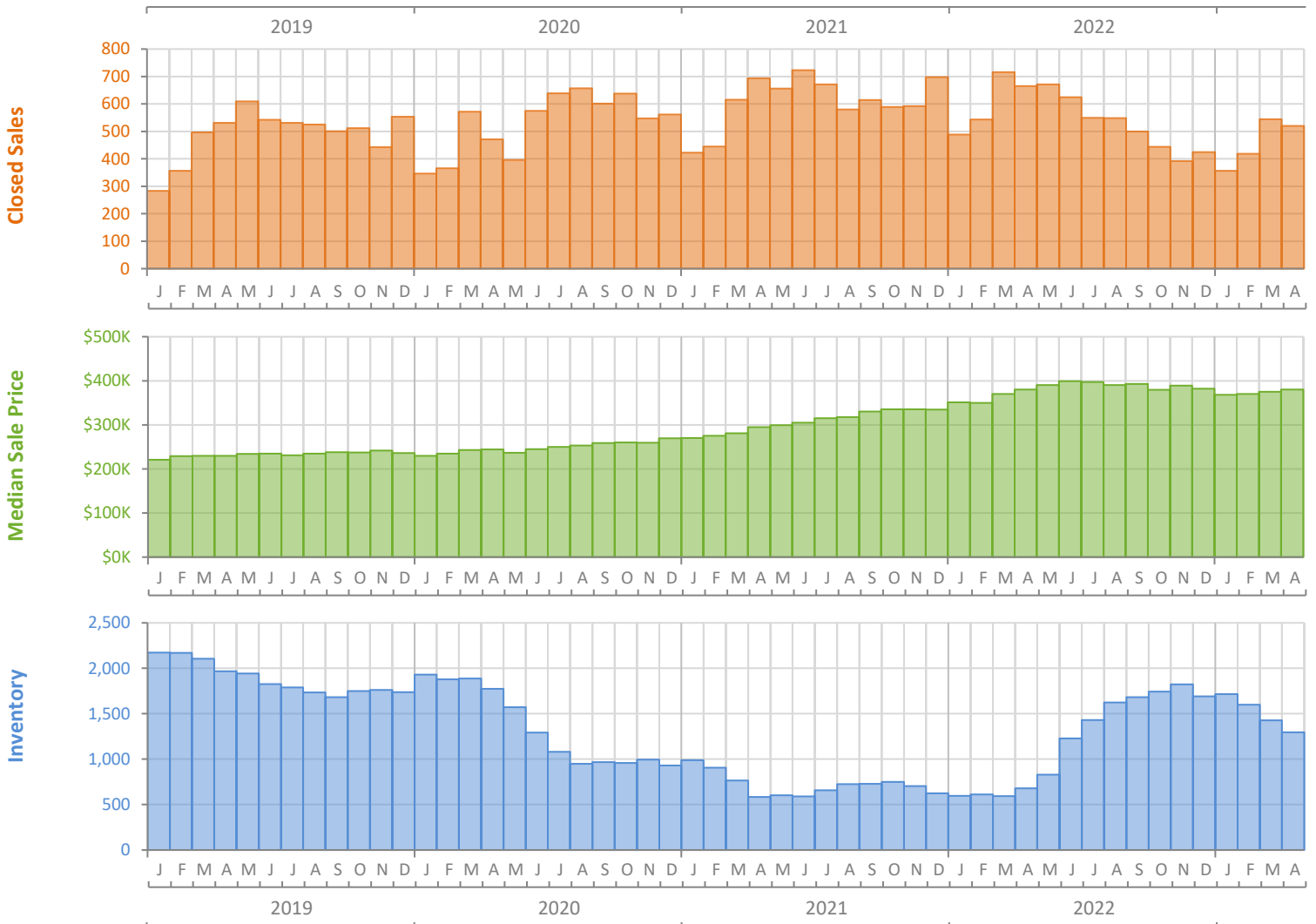
Monthly Market Summary - April 2023

Single-Family Homes

St. Lucie County



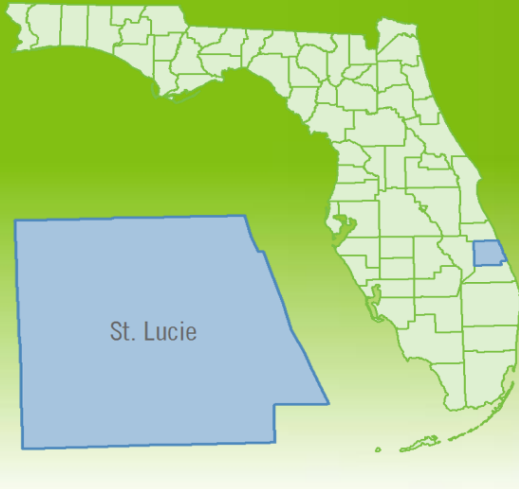
	April 2023	April 2022	Percent Change Year-over-Year
Closed Sales	520	665	-21.8%
Paid in Cash	132	179	-26.3%
Median Sale Price	\$380,000	\$380,000	0.0%
Average Sale Price	\$409,220	\$407,233	0.5%
Dollar Volume	\$212.8 Million	\$270.8 Million	-21.4%
Med. Pct. of Orig. List Price Received	95.6%	100.0%	-4.4%
Median Time to Contract	36 Days	8 Days	350.0%
Median Time to Sale	75 Days	51 Days	47.1%
New Pending Sales	579	671	-13.7%
New Listings	543	756	-28.2%
Pending Inventory	910	1,257	-27.6%
Inventory (Active Listings)	1,295	678	91.0%
Months Supply of Inventory	2.6	1.1	136.4%



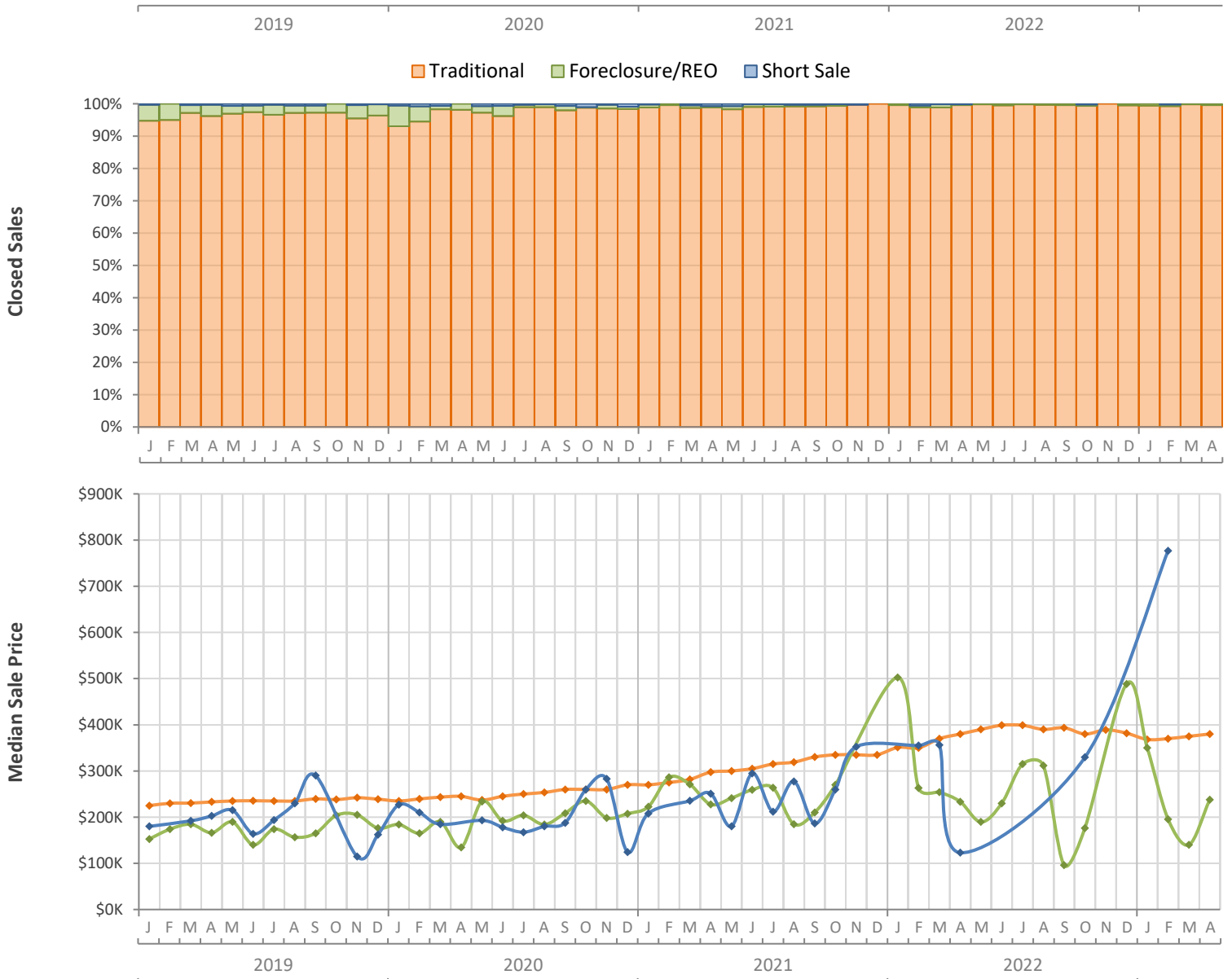
Monthly Distressed Market - April 2023

Single-Family Homes

St. Lucie County



		April 2023	April 2022	Percent Change Year-over-Year
Traditional	Closed Sales	518	662	-21.8%
	Median Sale Price	\$380,000	\$380,000	0.0%
Foreclosure/REO	Closed Sales	2	2	0.0%
	Median Sale Price	\$237,500	\$233,500	1.7%
Short Sale	Closed Sales	0	1	-100.0%
	Median Sale Price	(No Sales)	\$123,000	N/A



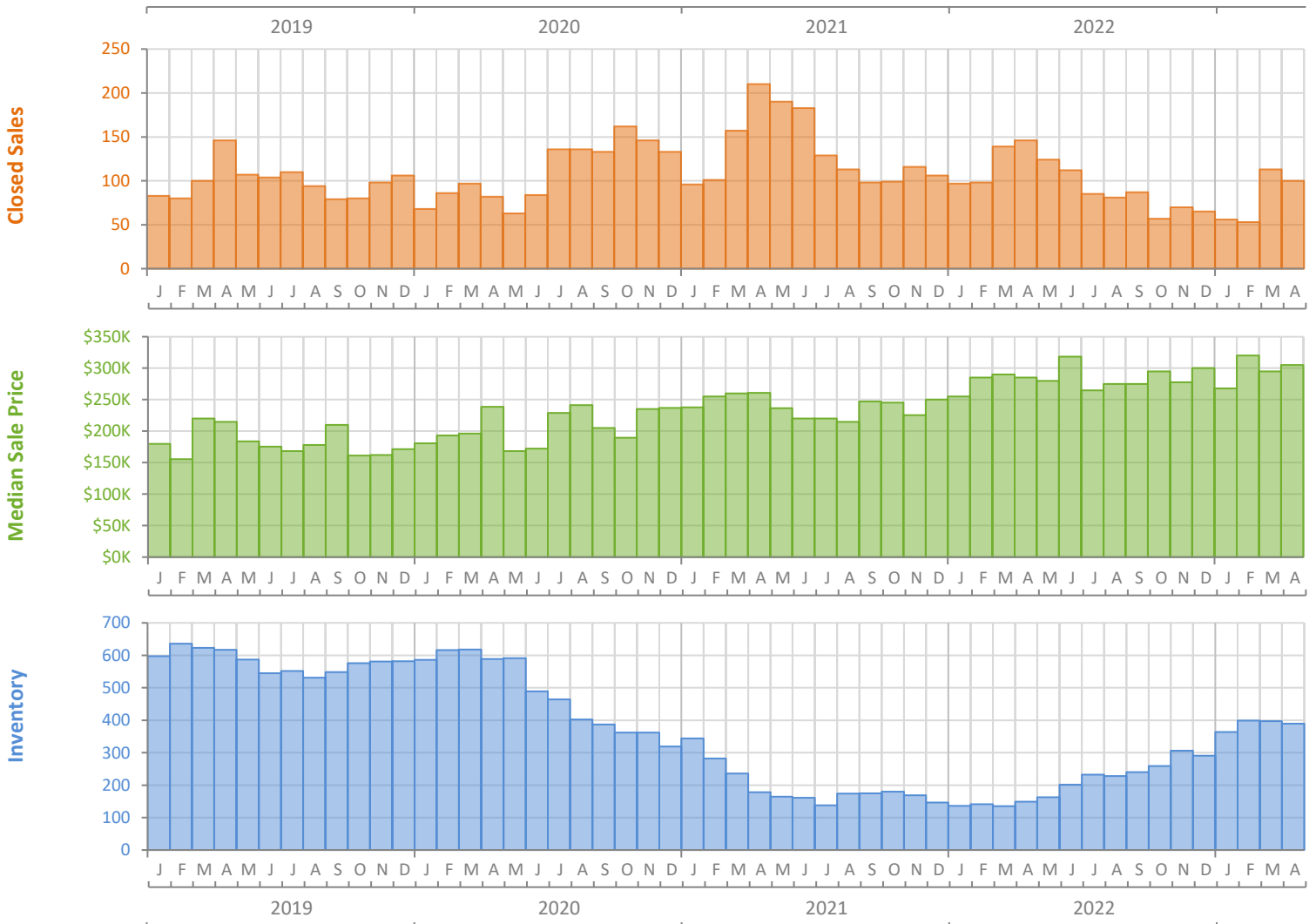
Monthly Market Summary - April 2023

Townhouses and Condos

St. Lucie County



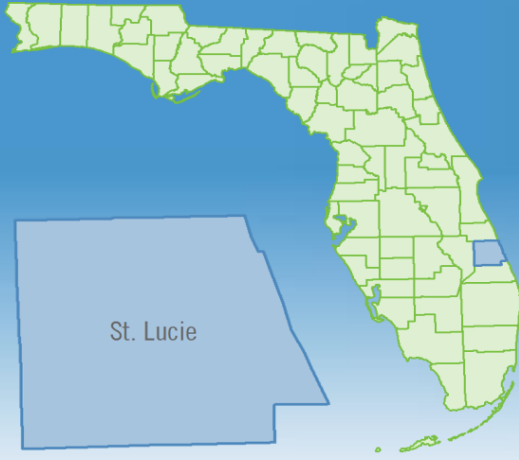
	April 2023	April 2022	Percent Change Year-over-Year
Closed Sales	100	146	-31.5%
Paid in Cash	56	88	-36.4%
Median Sale Price	\$305,000	\$285,000	7.0%
Average Sale Price	\$355,107	\$386,778	-8.2%
Dollar Volume	\$35.5 Million	\$56.5 Million	-37.1%
Med. Pct. of Orig. List Price Received	93.3%	100.0%	-6.7%
Median Time to Contract	38 Days	11 Days	245.5%
Median Time to Sale	75 Days	55 Days	36.4%
New Pending Sales	113	136	-16.9%
New Listings	125	149	-16.1%
Pending Inventory	174	171	1.8%
Inventory (Active Listings)	389	149	161.1%
Months Supply of Inventory	4.7	1.2	291.7%



Monthly Distressed Market - April 2023

Townhouses and Condos

St. Lucie County



		April 2023	April 2022	Percent Change Year-over-Year
Traditional	Closed Sales	100	143	-30.1%
	Median Sale Price	\$305,000	\$289,000	5.5%
Foreclosure/REO	Closed Sales	0	3	-100.0%
	Median Sale Price	(No Sales)	\$165,000	N/A
Short Sale	Closed Sales	0	0	N/A
	Median Sale Price	(No Sales)	(No Sales)	N/A

