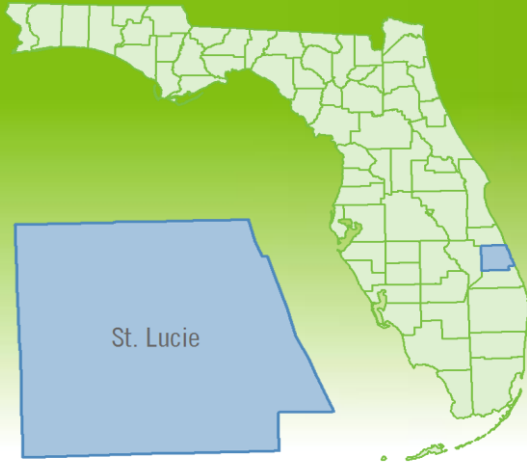


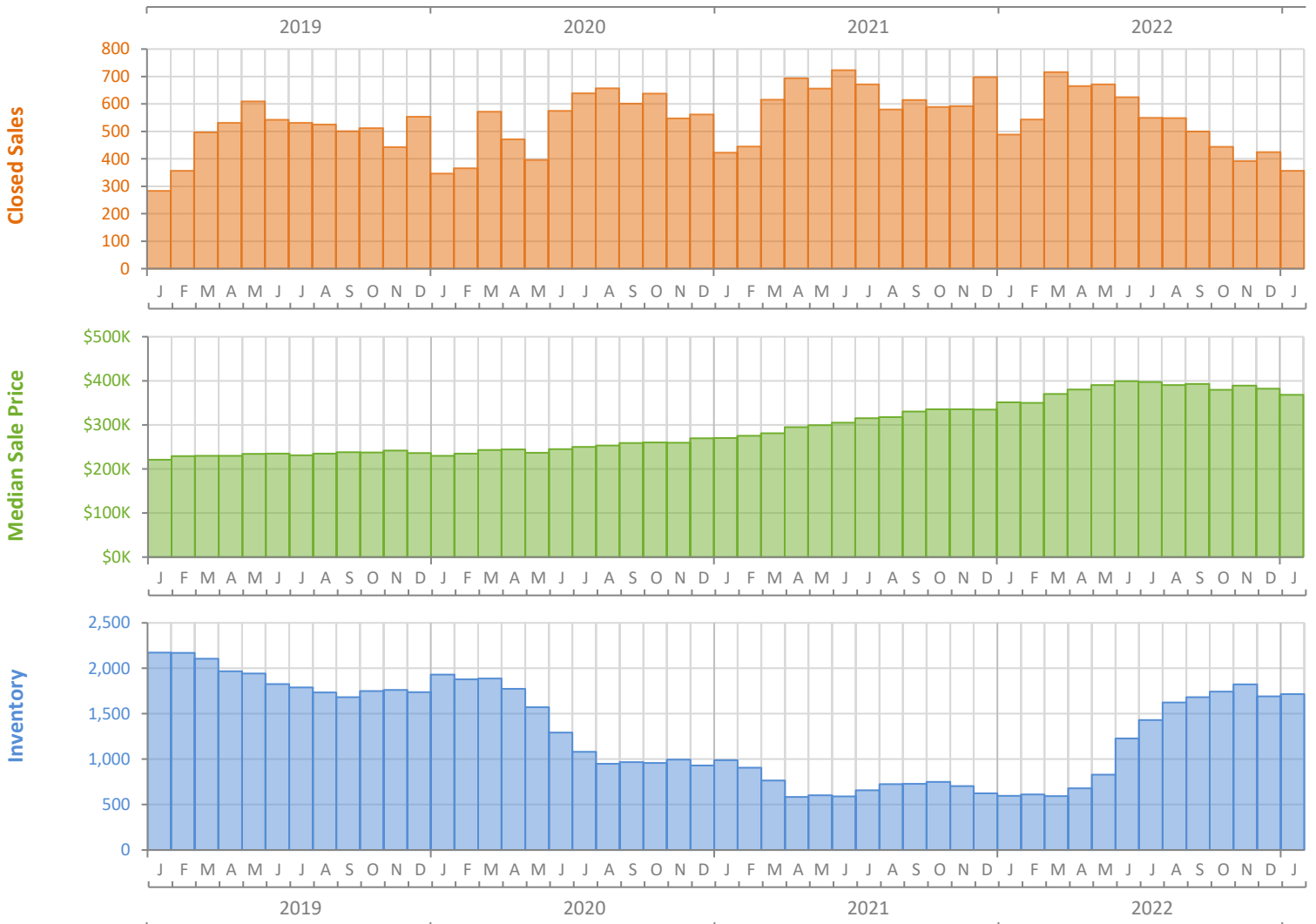
Monthly Market Summary - January 2023

Single-Family Homes

St. Lucie County



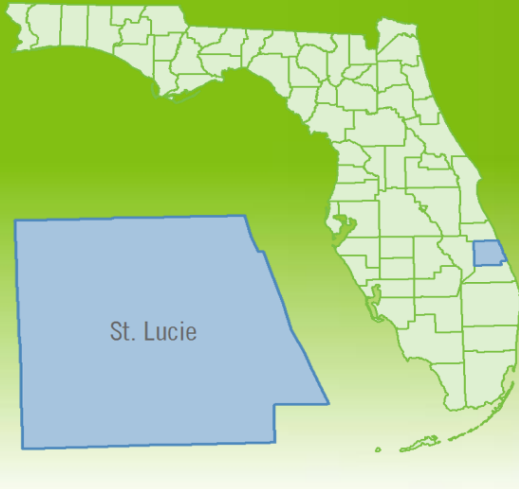
	January 2023	January 2022	Percent Change Year-over-Year
Closed Sales	357	489	-27.0%
Paid in Cash	110	125	-12.0%
Median Sale Price	\$368,230	\$351,000	4.9%
Average Sale Price	\$395,835	\$378,315	4.6%
Dollar Volume	\$141.3 Million	\$185.0 Million	-23.6%
Med. Pct. of Orig. List Price Received	94.4%	100.0%	-5.6%
Median Time to Contract	46 Days	13 Days	253.8%
Median Time to Sale	87 Days	64 Days	35.9%
New Pending Sales	585	664	-11.9%
New Listings	718	662	8.5%
Pending Inventory	792	1,303	-39.2%
Inventory (Active Listings)	1,715	595	188.2%
Months Supply of Inventory	3.2	1.0	220.0%



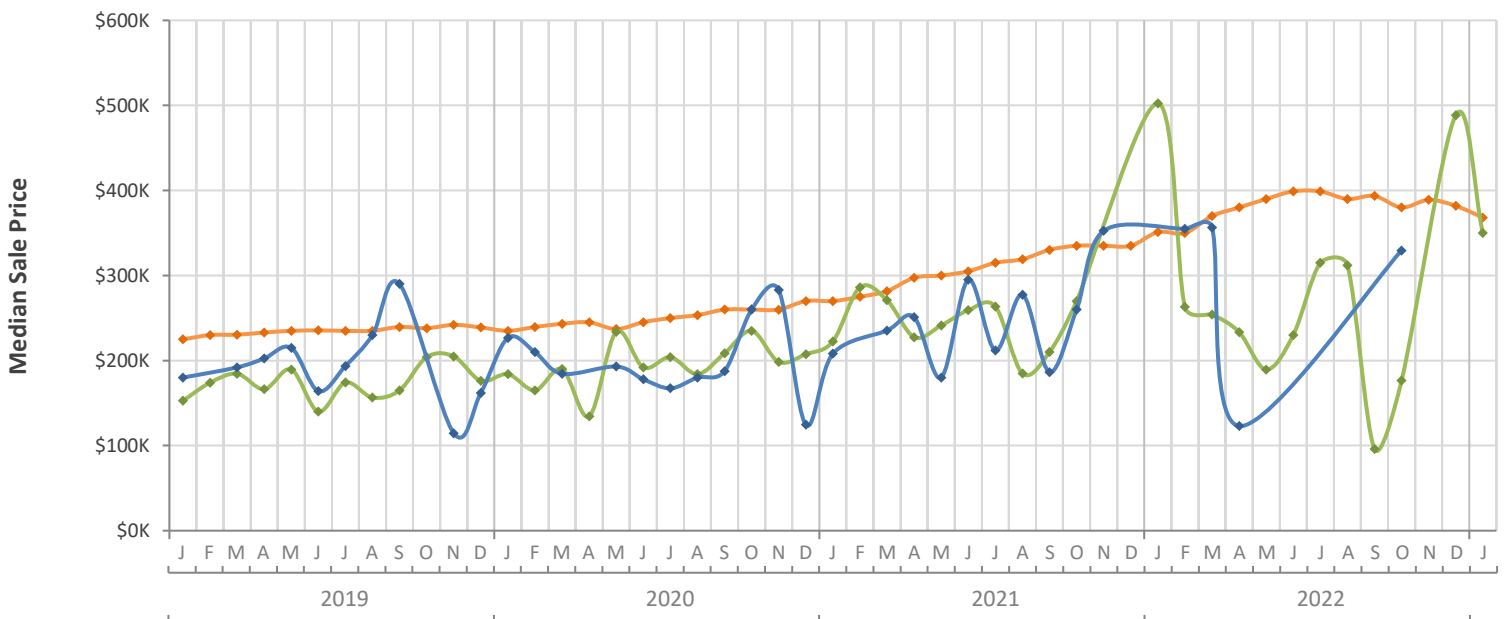
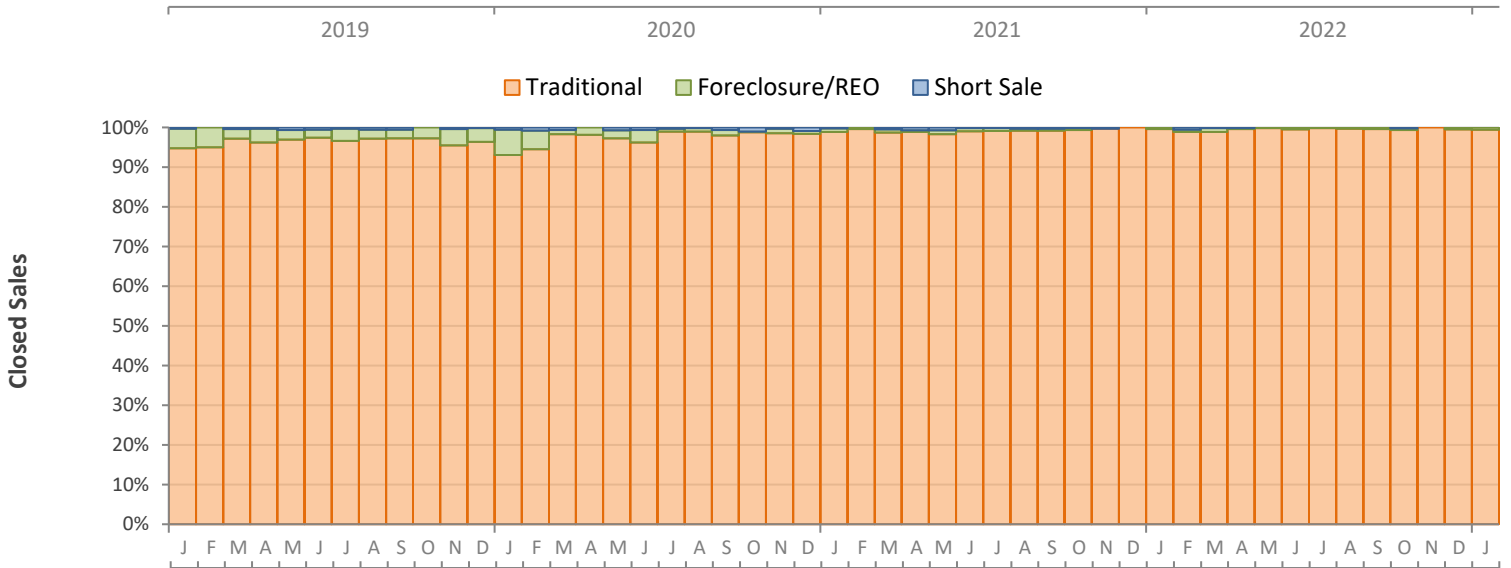
Monthly Distressed Market - January 2023

Single-Family Homes

St. Lucie County



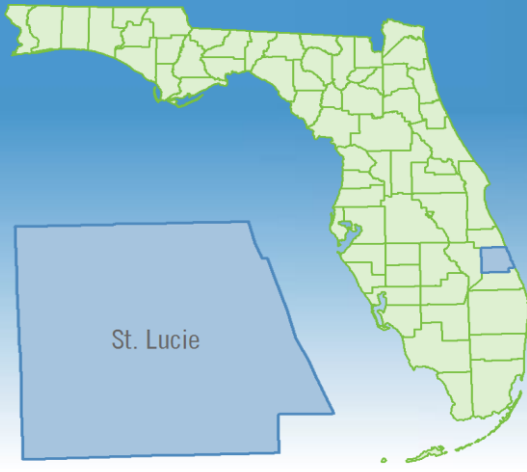
		January 2023	January 2022	Percent Change Year-over-Year
Traditional	Closed Sales	355	487	-27.1%
	Median Sale Price	\$368,230	\$351,000	4.9%
Foreclosure/REO	Closed Sales	2	2	0.0%
	Median Sale Price	\$350,000	\$502,500	-30.3%
Short Sale	Closed Sales	0	0	N/A
	Median Sale Price	(No Sales)	(No Sales)	N/A



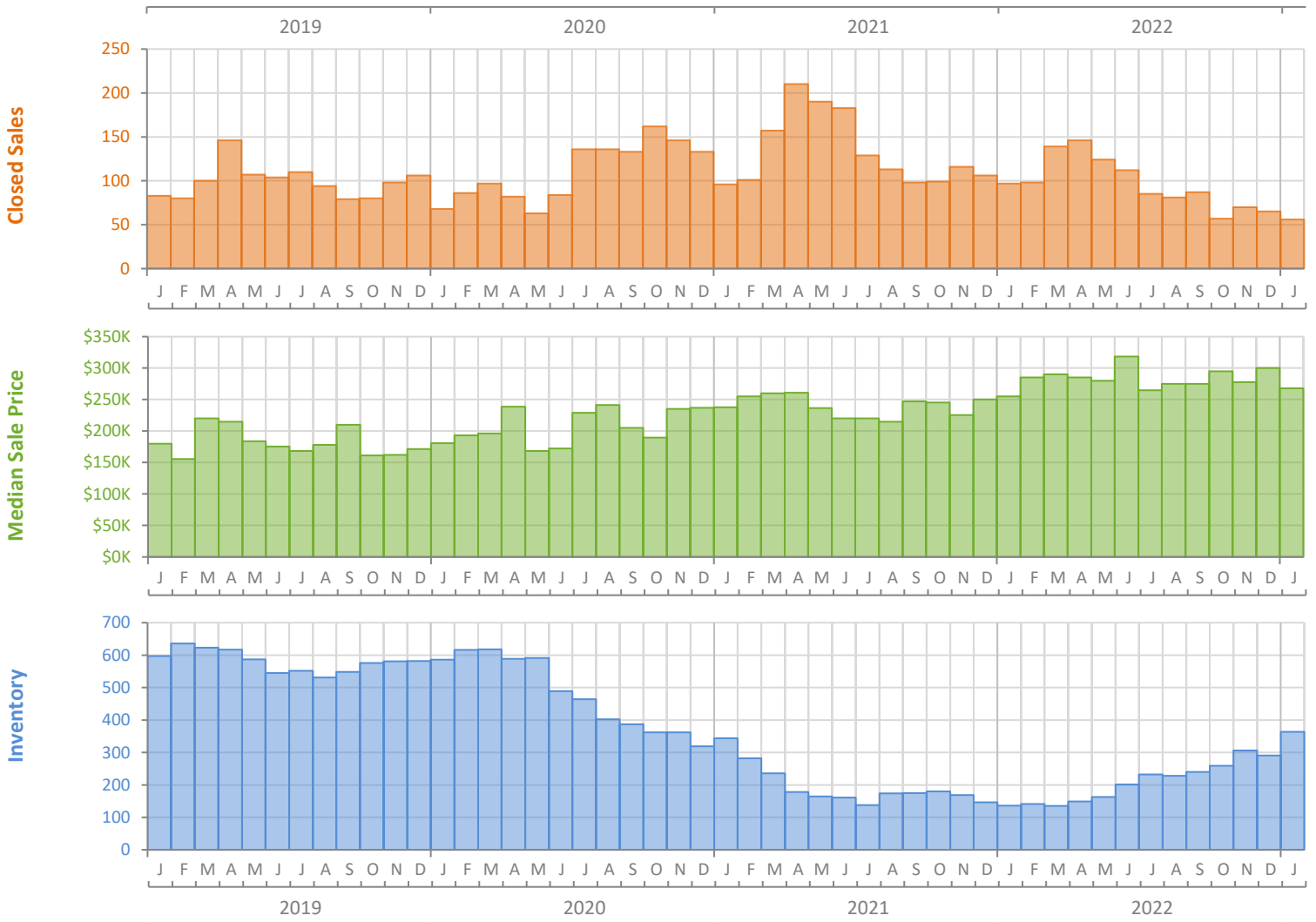
Monthly Market Summary - January 2023

Townhouses and Condos

St. Lucie County



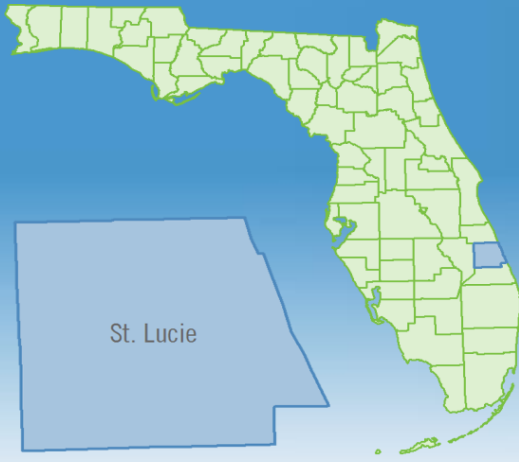
	January 2023	January 2022	Percent Change Year-over-Year
Closed Sales	56	97	-42.3%
Paid in Cash	33	44	-25.0%
Median Sale Price	\$268,000	\$255,000	5.1%
Average Sale Price	\$300,138	\$310,666	-3.4%
Dollar Volume	\$16.8 Million	\$30.1 Million	-44.2%
Med. Pct. of Orig. List Price Received	94.1%	97.1%	-3.1%
Median Time to Contract	41 Days	22 Days	86.4%
Median Time to Sale	79 Days	61 Days	29.5%
New Pending Sales	81	138	-41.3%
New Listings	165	131	26.0%
Pending Inventory	114	169	-32.5%
Inventory (Active Listings)	364	136	167.6%
Months Supply of Inventory	3.9	1.0	290.0%



Monthly Distressed Market - January 2023

Townhouses and Condos

St. Lucie County



		January 2023	January 2022	Percent Change Year-over-Year
Traditional	Closed Sales	56	97	-42.3%
	Median Sale Price	\$268,000	\$255,000	5.1%
Foreclosure/REO	Closed Sales	0	0	N/A
	Median Sale Price	(No Sales)	(No Sales)	N/A
Short Sale	Closed Sales	0	0	N/A
	Median Sale Price	(No Sales)	(No Sales)	N/A

