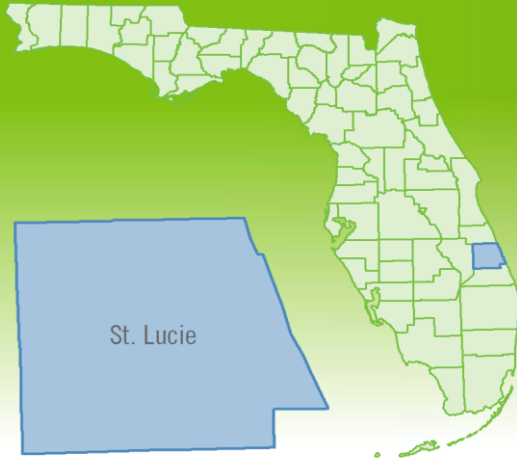


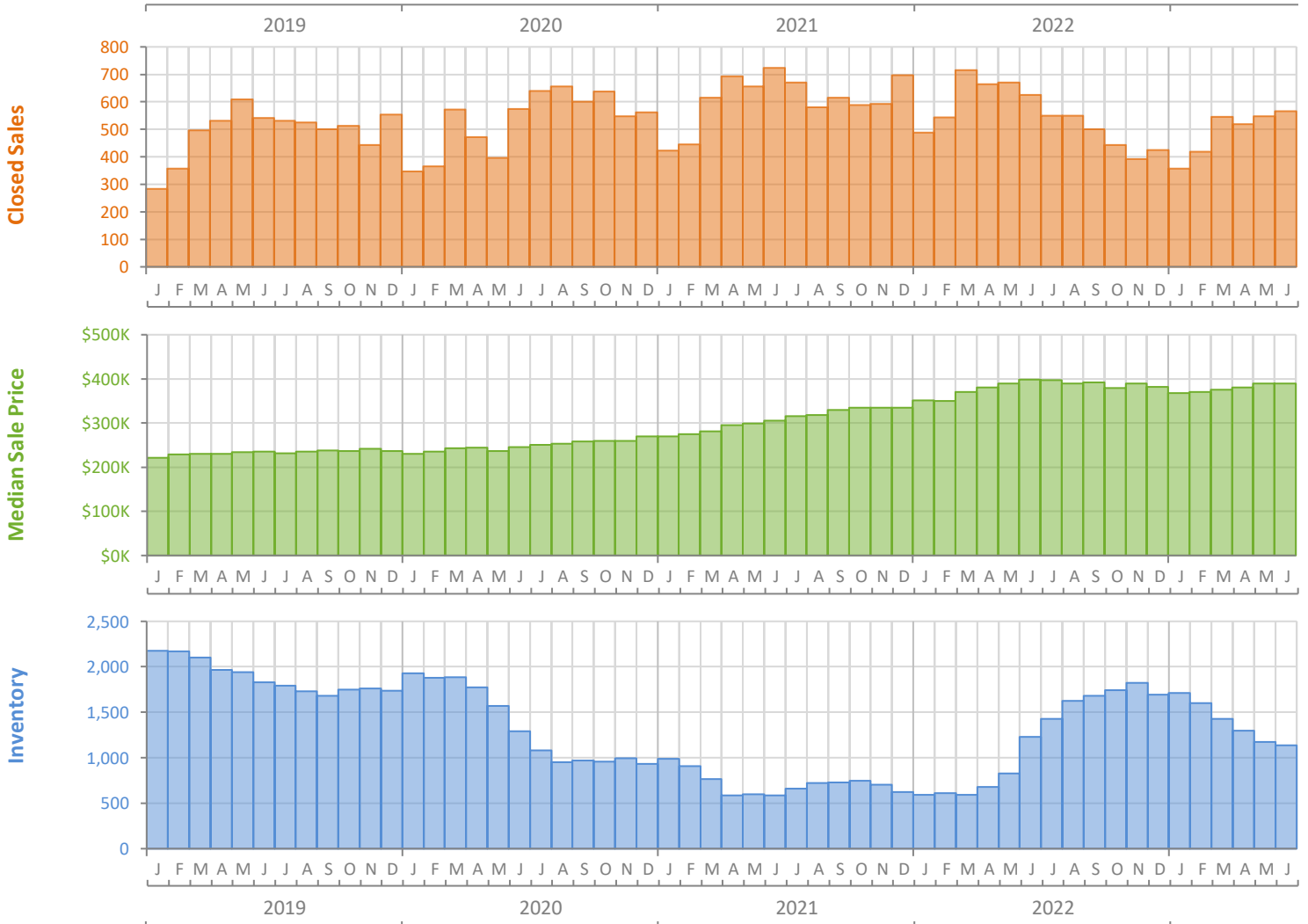
# Monthly Market Summary - June 2023

## Single-Family Homes

### St. Lucie County



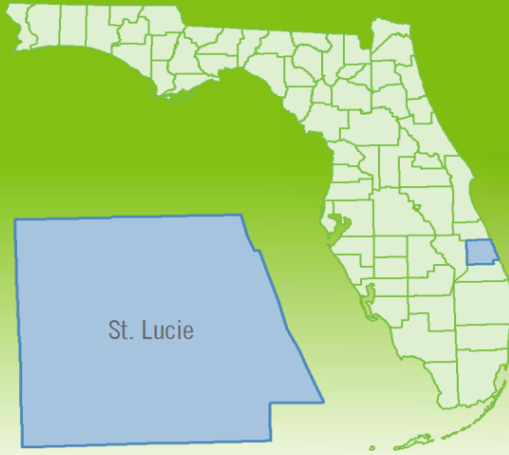
	June 2023	June 2022	Percent Change Year-over-Year
Closed Sales	566	625	-9.4%
Paid in Cash	153	181	-15.5%
Median Sale Price	\$390,000	\$399,000	-2.3%
Average Sale Price	\$427,009	\$424,585	0.6%
Dollar Volume	\$241.7 Million	\$265.4 Million	-8.9%
Med. Pct. of Orig. List Price Received	97.4%	100.0%	-2.6%
Median Time to Contract	29 Days	10 Days	190.0%
Median Time to Sale	74 Days	52 Days	42.3%
New Pending Sales	547	565	-3.2%
New Listings	555	986	-43.7%
Pending Inventory	846	1,054	-19.7%
Inventory (Active Listings)	1,135	1,228	-7.6%
Months Supply of Inventory	2.3	2.0	15.0%



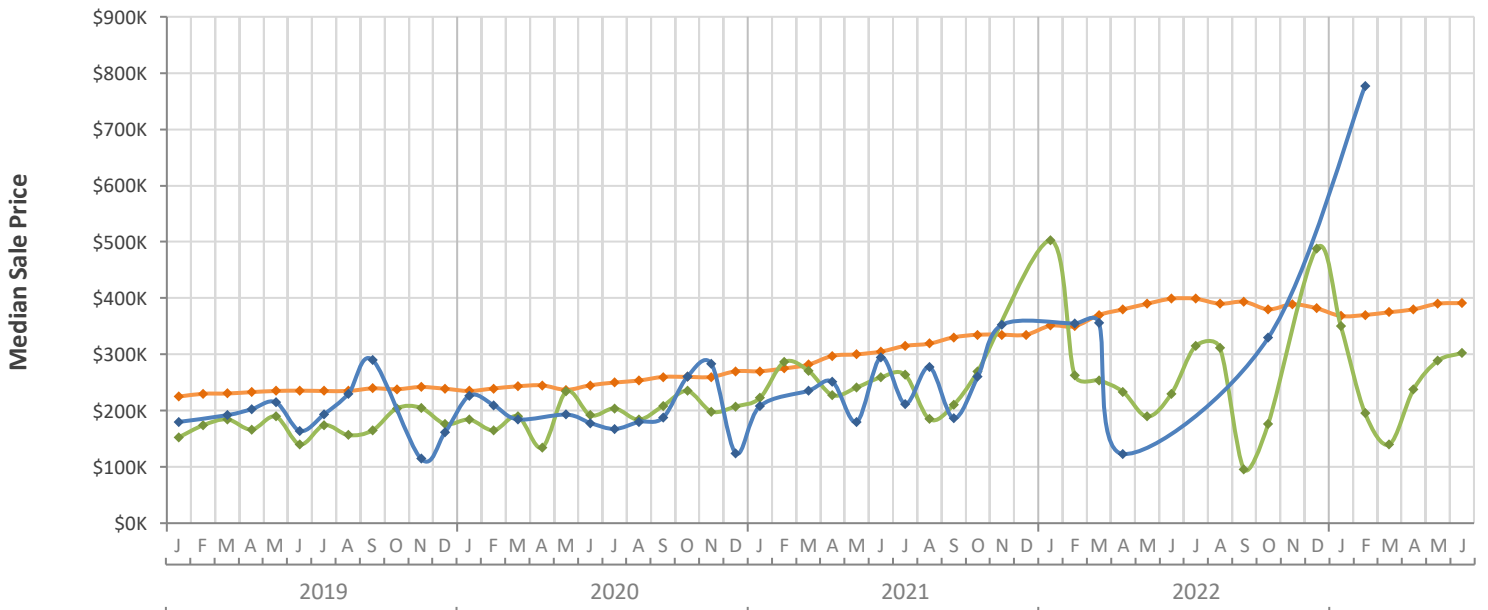
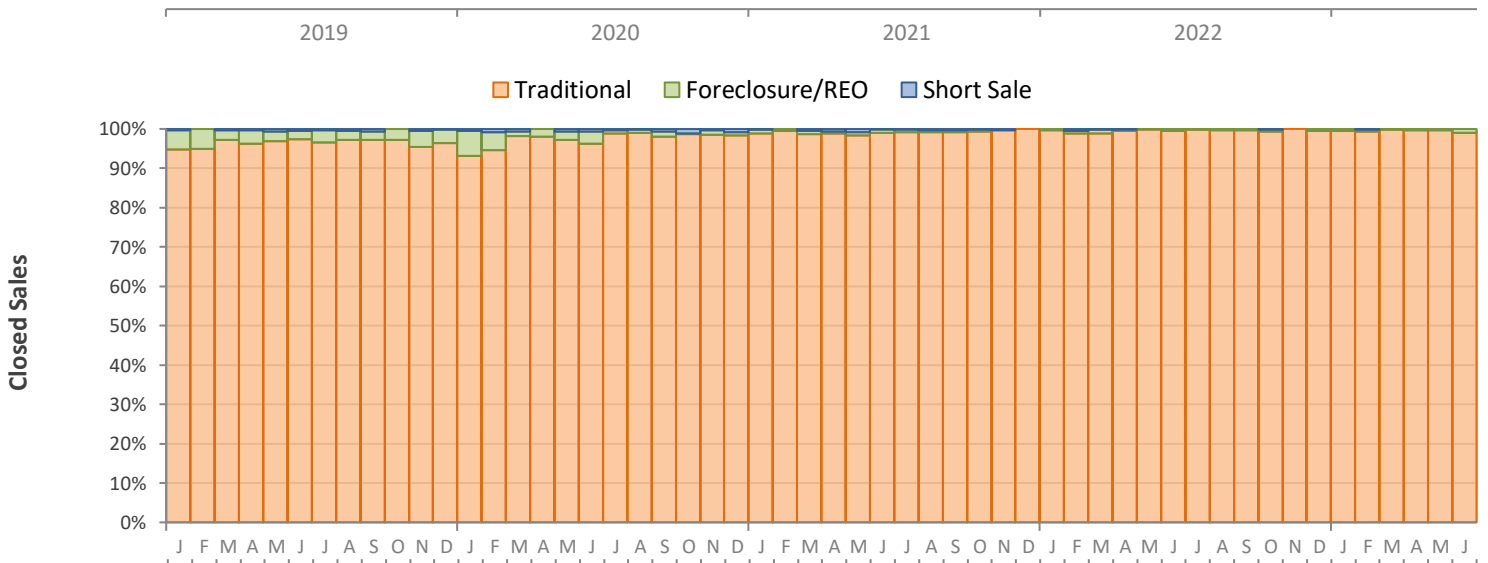
# Monthly Distressed Market - June 2023

## Single-Family Homes

### St. Lucie County



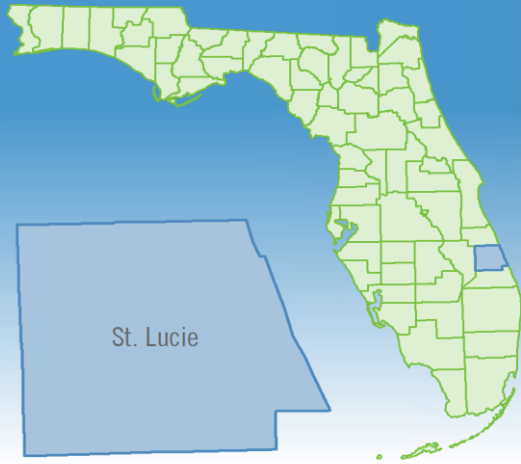
		June 2023	June 2022	Percent Change Year-over-Year
Traditional	Closed Sales	560	622	-10.0%
	Median Sale Price	\$391,230	\$399,000	-1.9%
Foreclosure/REO	Closed Sales	6	3	100.0%
	Median Sale Price	\$302,500	\$230,000	31.5%
Short Sale	Closed Sales	0	0	N/A
	Median Sale Price	(No Sales)	(No Sales)	N/A



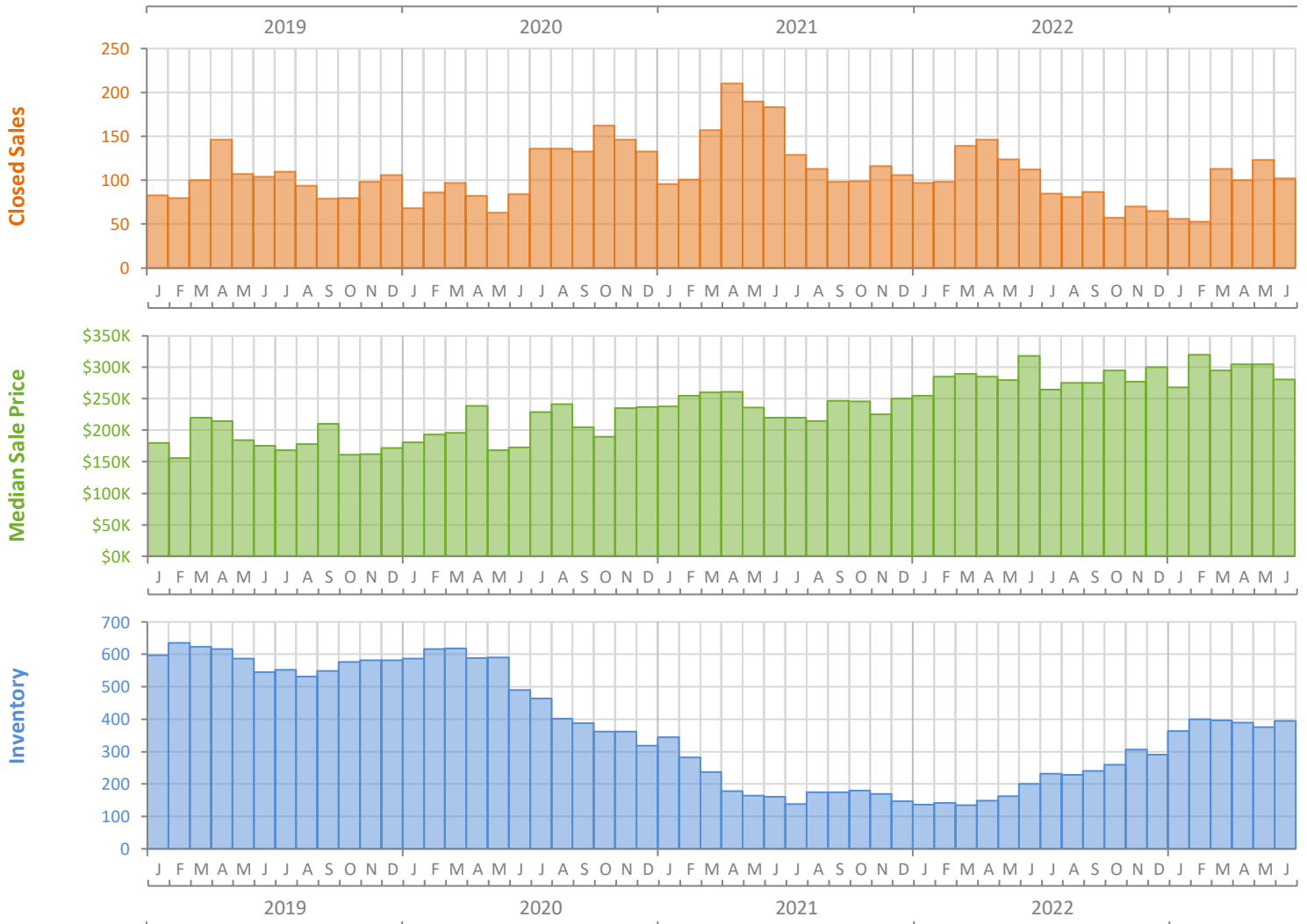
# Monthly Market Summary - June 2023

## Townhouses and Condos

### St. Lucie County



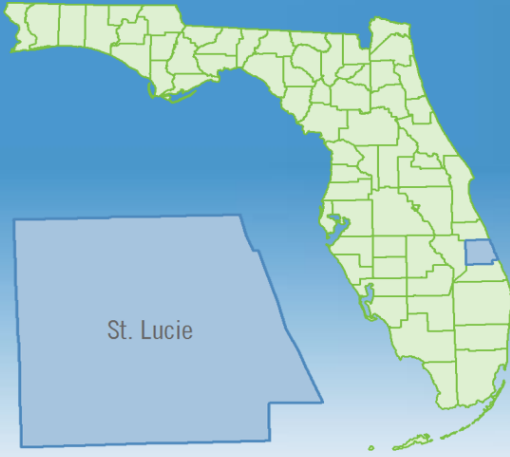
	June 2023	June 2022	Percent Change Year-over-Year
Closed Sales	102	112	-8.9%
Paid in Cash	59	66	-10.6%
Median Sale Price	\$280,950	\$318,500	-11.8%
Average Sale Price	\$397,973	\$383,752	3.7%
Dollar Volume	\$40.6 Million	\$43.0 Million	-5.6%
Med. Pct. of Orig. List Price Received	94.3%	97.3%	-3.1%
Median Time to Contract	53 Days	16 Days	231.3%
Median Time to Sale	86 Days	52 Days	65.4%
New Pending Sales	101	84	20.2%
New Listings	136	135	0.7%
Pending Inventory	141	121	16.5%
Inventory (Active Listings)	395	201	96.5%
Months Supply of Inventory	4.8	1.8	166.7%



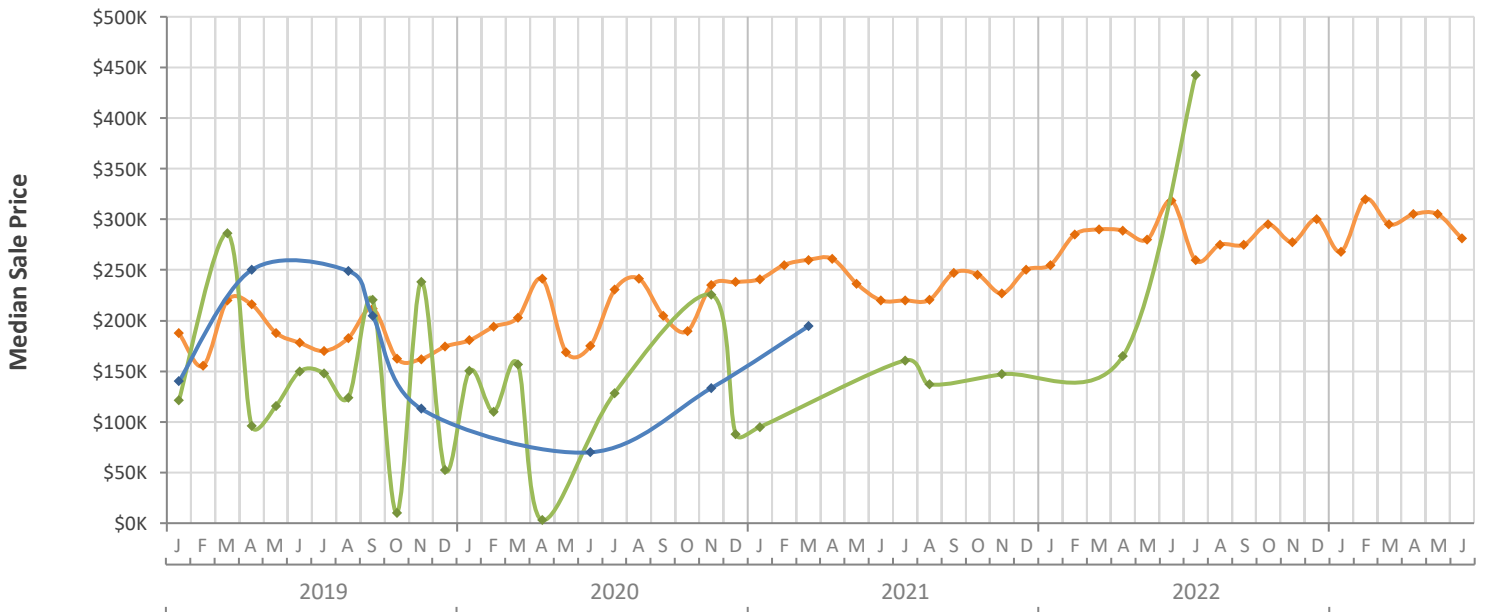
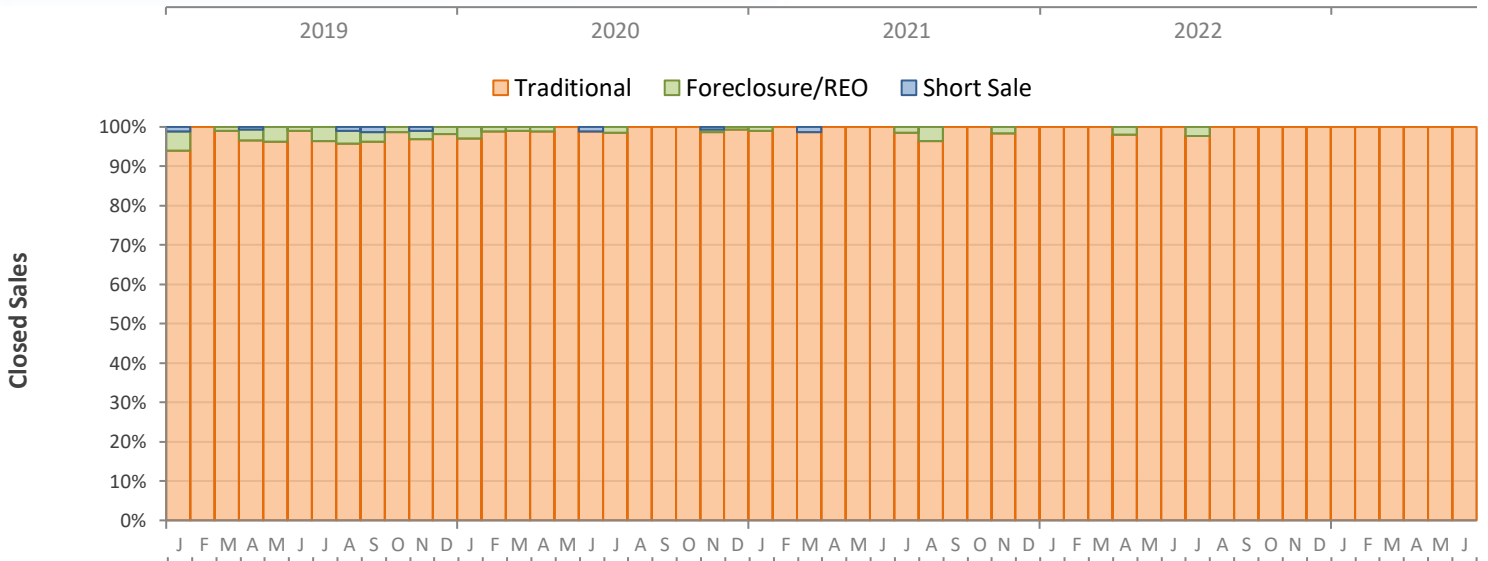
# Monthly Distressed Market - June 2023

## Townhouses and Condos

### St. Lucie County



		June 2023	June 2022	Percent Change Year-over-Year
Traditional	Closed Sales	102	112	-8.9%
	Median Sale Price	\$280,950	\$318,500	-11.8%
Foreclosure/REO	Closed Sales	0	0	N/A
	Median Sale Price	(No Sales)	(No Sales)	N/A
Short Sale	Closed Sales	0	0	N/A
	Median Sale Price	(No Sales)	(No Sales)	N/A



Produced by Florida REALTORS® with data provided by Florida's multiple listing services. Statistics for each month compiled from MLS feeds on the 15th day of the following month. Data released on Thursday, July 20, 2023. Next data release is Tuesday, August 22, 2023.