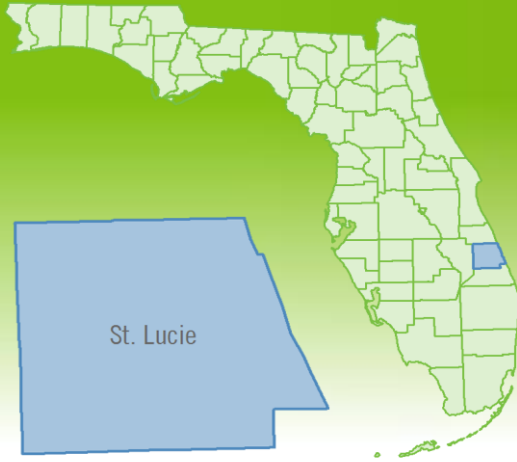


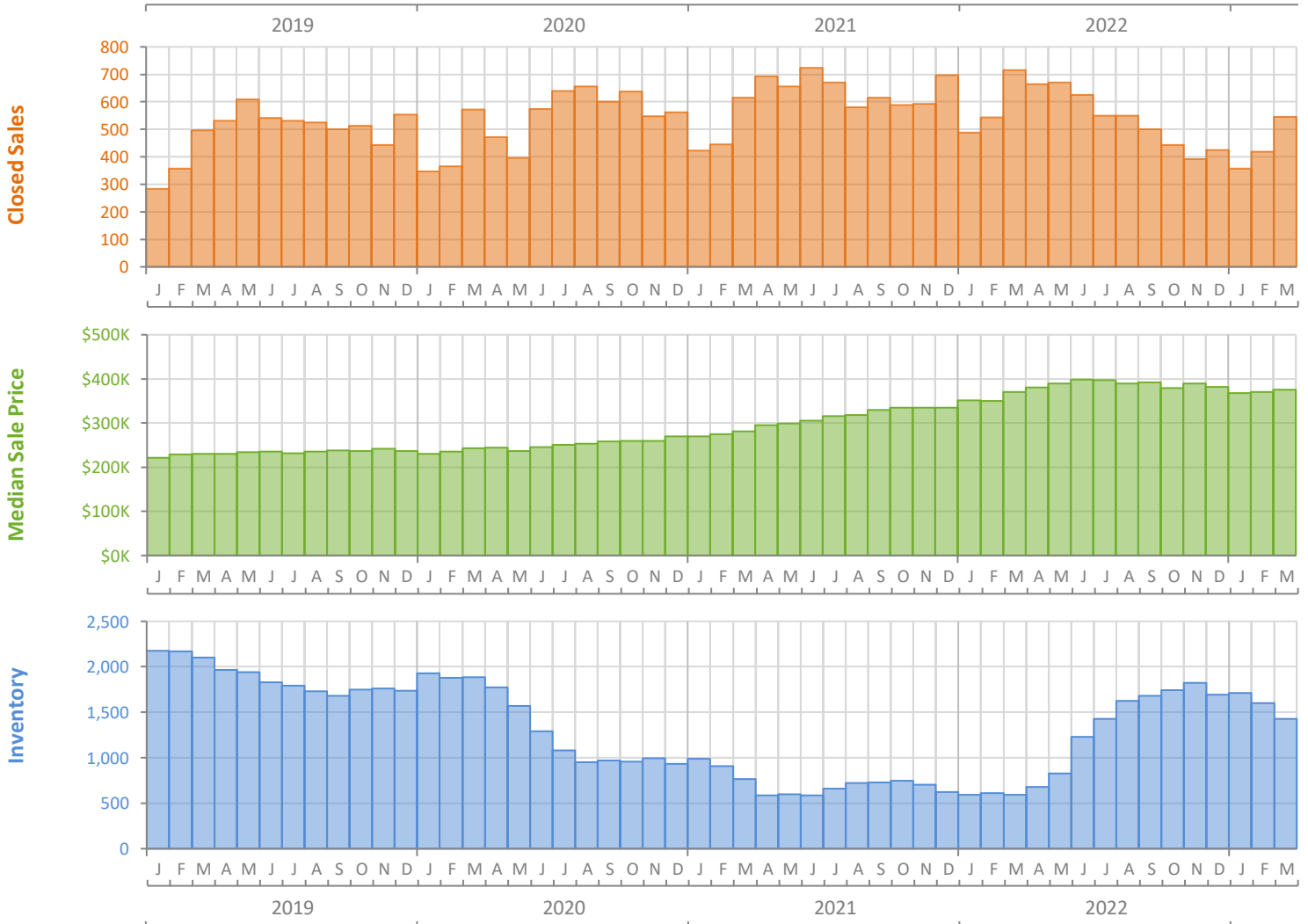
Monthly Market Summary - March 2023

Single-Family Homes

St. Lucie County



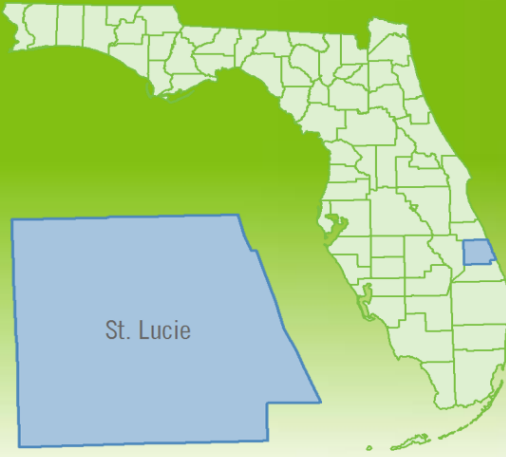
	March 2023	March 2022	Percent Change Year-over-Year
Closed Sales	545	716	-23.9%
Paid in Cash	132	198	-33.3%
Median Sale Price	\$375,000	\$370,000	1.4%
Average Sale Price	\$407,414	\$397,249	2.6%
Dollar Volume	\$222.0 Million	\$284.4 Million	-21.9%
Med. Pct. of Orig. List Price Received	95.1%	100.0%	-4.9%
Median Time to Contract	42 Days	9 Days	366.7%
Median Time to Sale	79 Days	52 Days	51.9%
New Pending Sales	660	777	-15.1%
New Listings	650	815	-20.2%
Pending Inventory	971	1,346	-27.9%
Inventory (Active Listings)	1,429	594	140.6%
Months Supply of Inventory	2.8	0.9	211.1%



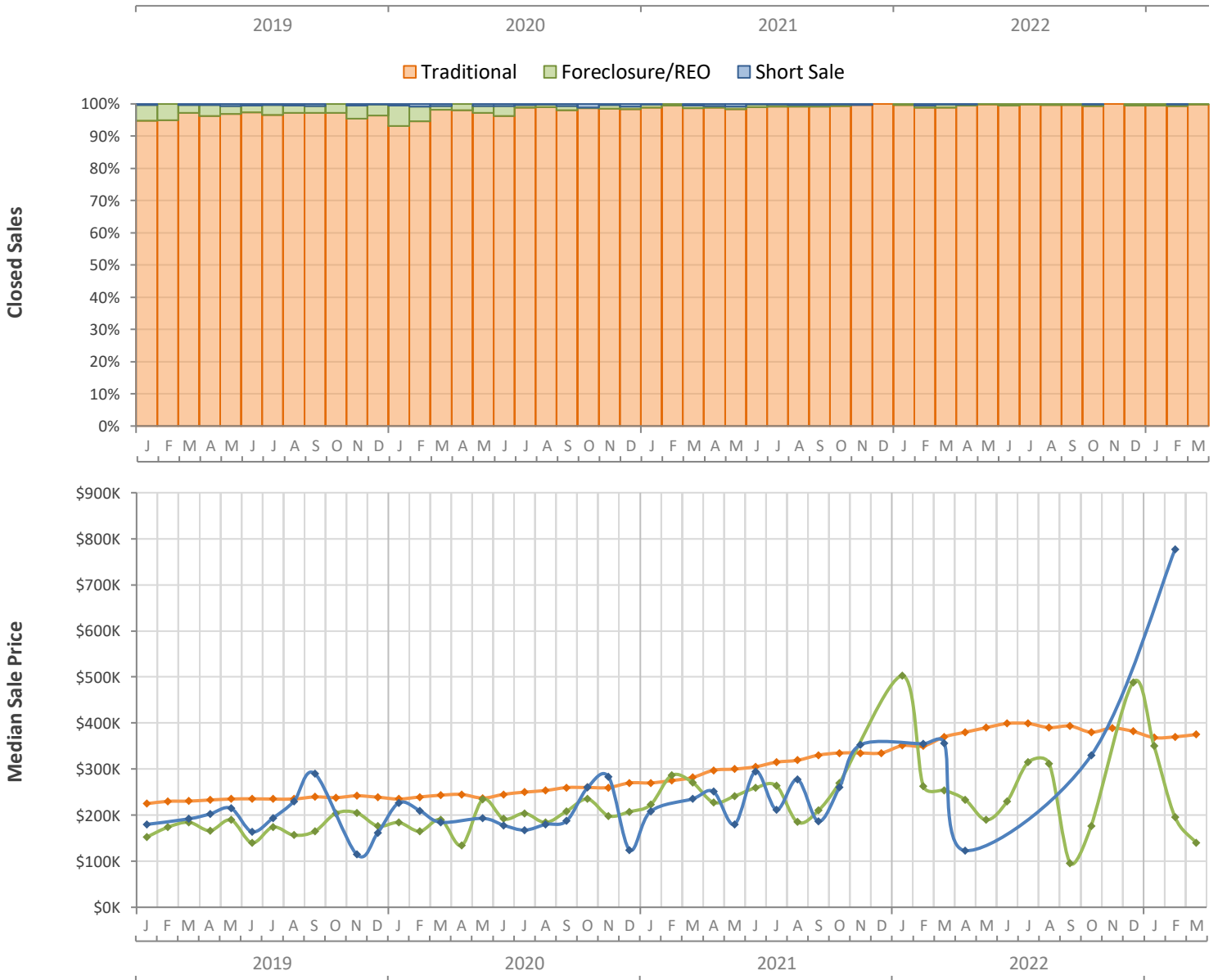
Monthly Distressed Market - March 2023

Single-Family Homes

St. Lucie County



		March 2023	March 2022	Percent Change Year-over-Year
Traditional	Closed Sales	544	708	-23.2%
	Median Sale Price	\$375,000	\$370,000	1.4%
Foreclosure/REO	Closed Sales	1	7	-85.7%
	Median Sale Price	\$140,000	\$254,000	-44.9%
Short Sale	Closed Sales	0	1	-100.0%
	Median Sale Price	(No Sales)	\$356,500	N/A



Produced by Florida REALTORS® with data provided by Florida's multiple listing services. Statistics for each month compiled from MLS feeds on the 15th day of the following month. Data released on Friday, April 21, 2023. Next data release is Thursday, May 18, 2023.

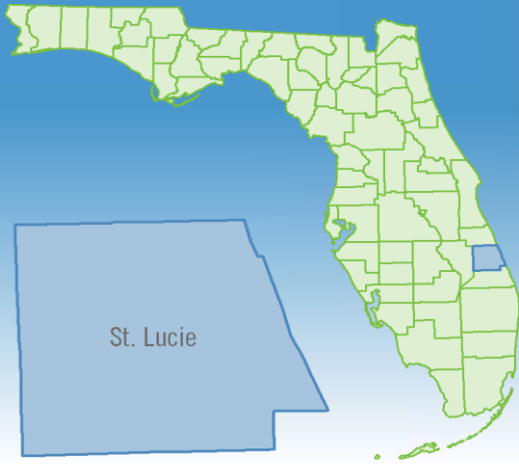
Monthly Market Summary - March 2023

Townhouses and Condos

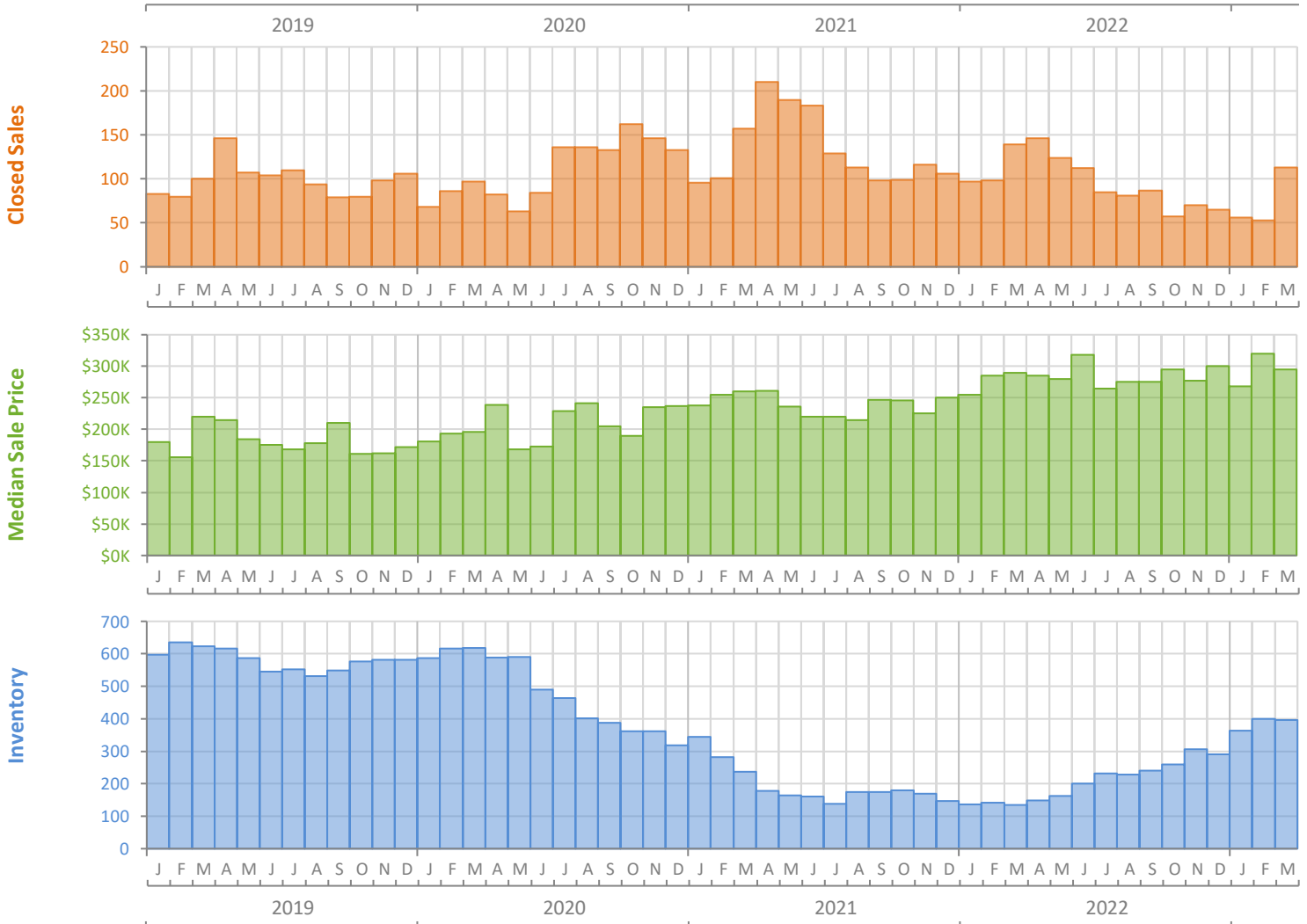
St. Lucie County



FloridaRealtors®
The Voice for Real Estate® in Florida



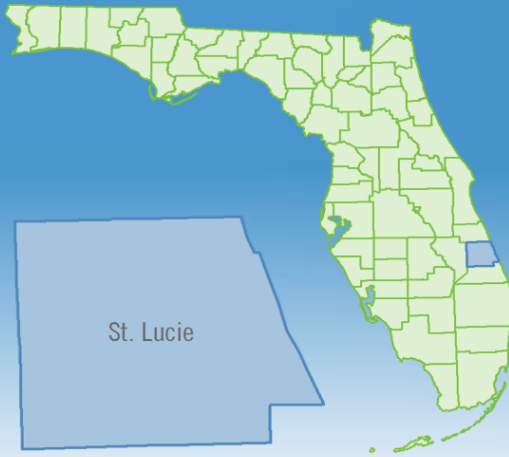
	March 2023	March 2022	Percent Change Year-over-Year
Closed Sales	113	139	-18.7%
Paid in Cash	69	71	-2.8%
Median Sale Price	\$295,000	\$290,000	1.7%
Average Sale Price	\$336,827	\$370,095	-9.0%
Dollar Volume	\$38.1 Million	\$51.4 Million	-26.0%
Med. Pct. of Orig. List Price Received	95.4%	98.3%	-3.0%
Median Time to Contract	31 Days	13 Days	138.5%
Median Time to Sale	67 Days	51 Days	31.4%
New Pending Sales	137	137	0.0%
New Listings	163	150	8.7%
Pending Inventory	167	197	-15.2%
Inventory (Active Listings)	397	135	194.1%
Months Supply of Inventory	4.5	1.0	350.0%



Monthly Distressed Market - March 2023

Townhouses and Condos

St. Lucie County



		March 2023	March 2022	Percent Change Year-over-Year
Traditional	Closed Sales	113	139	-18.7%
	Median Sale Price	\$295,000	\$290,000	1.7%
Foreclosure/REO	Closed Sales	0	0	N/A
	Median Sale Price	(No Sales)	(No Sales)	N/A
Short Sale	Closed Sales	0	0	N/A
	Median Sale Price	(No Sales)	(No Sales)	N/A

