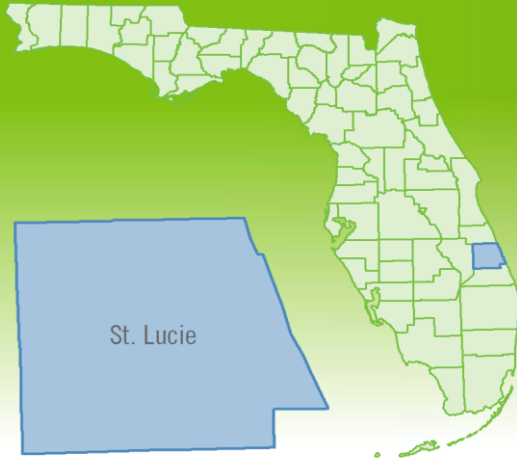


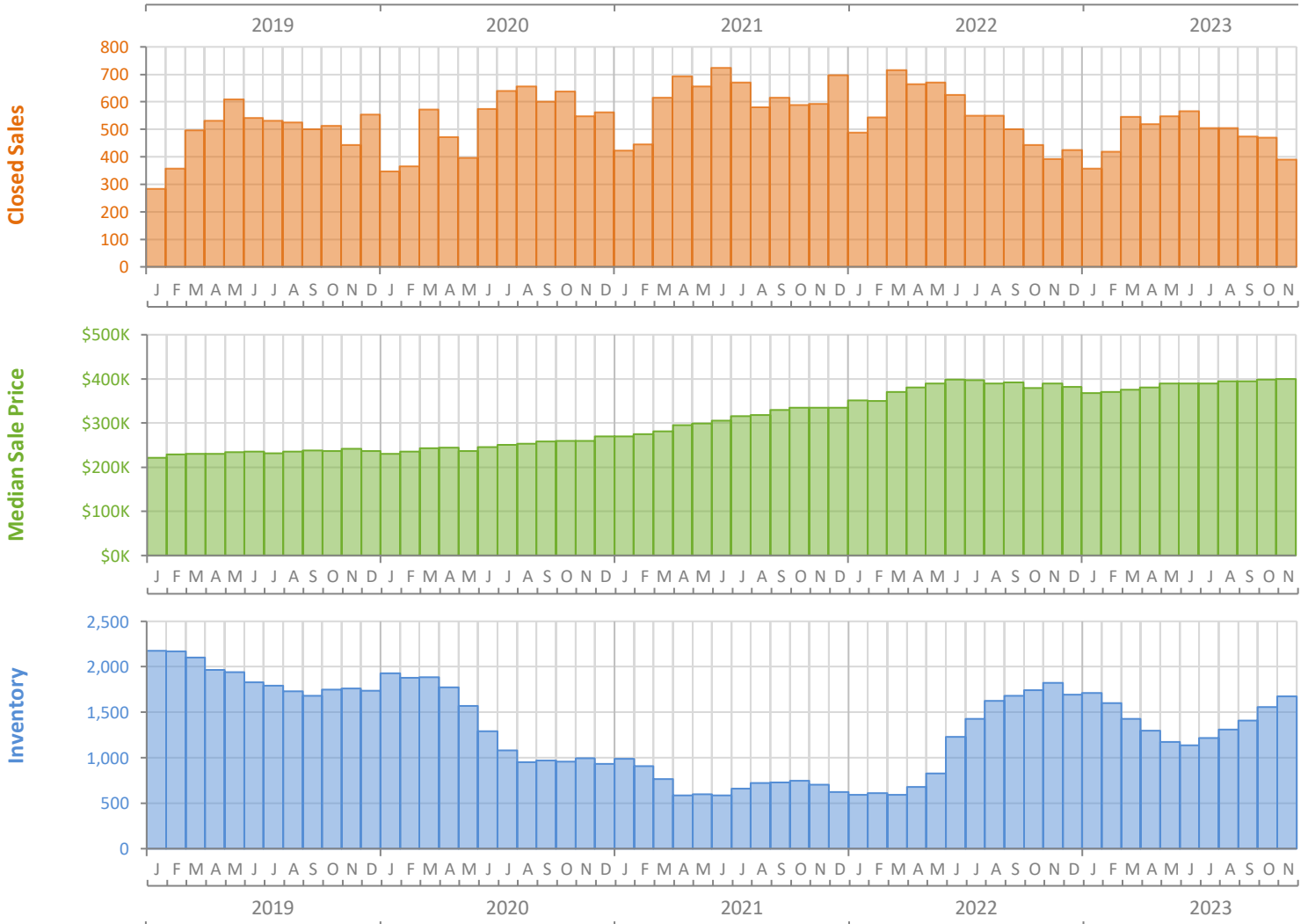
Monthly Market Summary - November 2023

Single-Family Homes

St. Lucie County



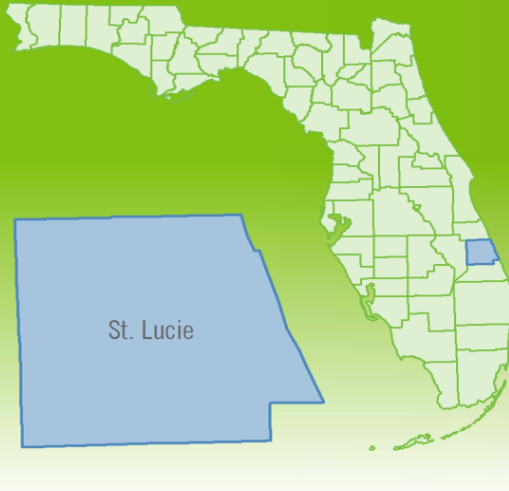
	November 2023	November 2022	Percent Change Year-over-Year
Closed Sales	391	392	-0.3%
Paid in Cash	126	118	6.8%
Median Sale Price	\$400,000	\$388,980	2.8%
Average Sale Price	\$443,814	\$414,325	7.1%
Dollar Volume	\$173.5 Million	\$162.4 Million	6.8%
Med. Pct. of Orig. List Price Received	97.1%	96.2%	0.9%
Median Time to Contract	27 Days	29 Days	-6.9%
Median Time to Sale	71 Days	76 Days	-6.6%
New Pending Sales	393	374	5.1%
New Listings	581	564	3.0%
Pending Inventory	648	702	-7.7%
Inventory (Active Listings)	1,678	1,824	-8.0%
Months Supply of Inventory	3.5	3.2	9.4%



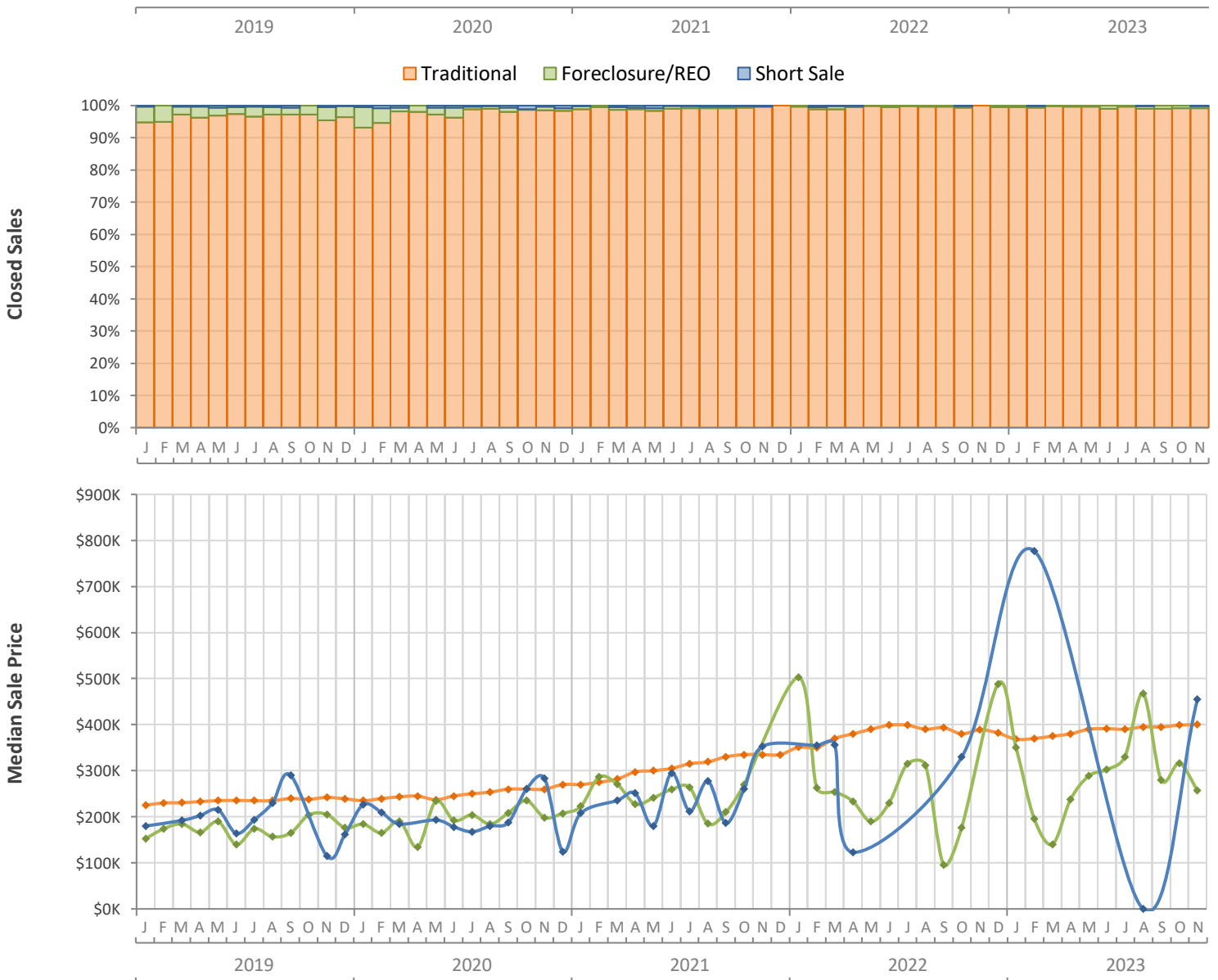
Monthly Distressed Market - November 2023

Single-Family Homes

St. Lucie County



		November 2023	November 2022	Percent Change Year-over-Year
Traditional	Closed Sales	388	392	-1.0%
	Median Sale Price	\$400,000	\$388,980	2.8%
Foreclosure/REO	Closed Sales	2	0	N/A
	Median Sale Price	\$257,000	(No Sales)	N/A
Short Sale	Closed Sales	1	0	N/A
	Median Sale Price	\$455,000	(No Sales)	N/A



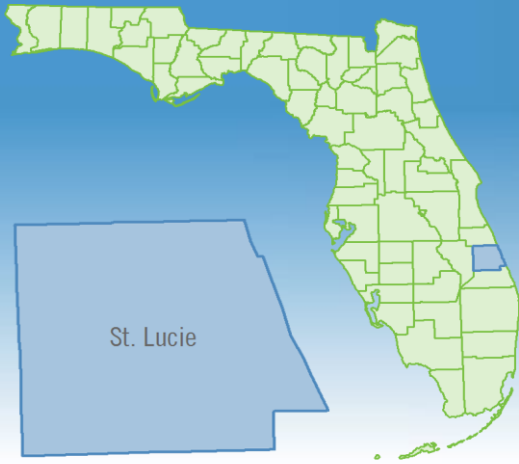
Monthly Market Summary - November 2023

Townhouses and Condos

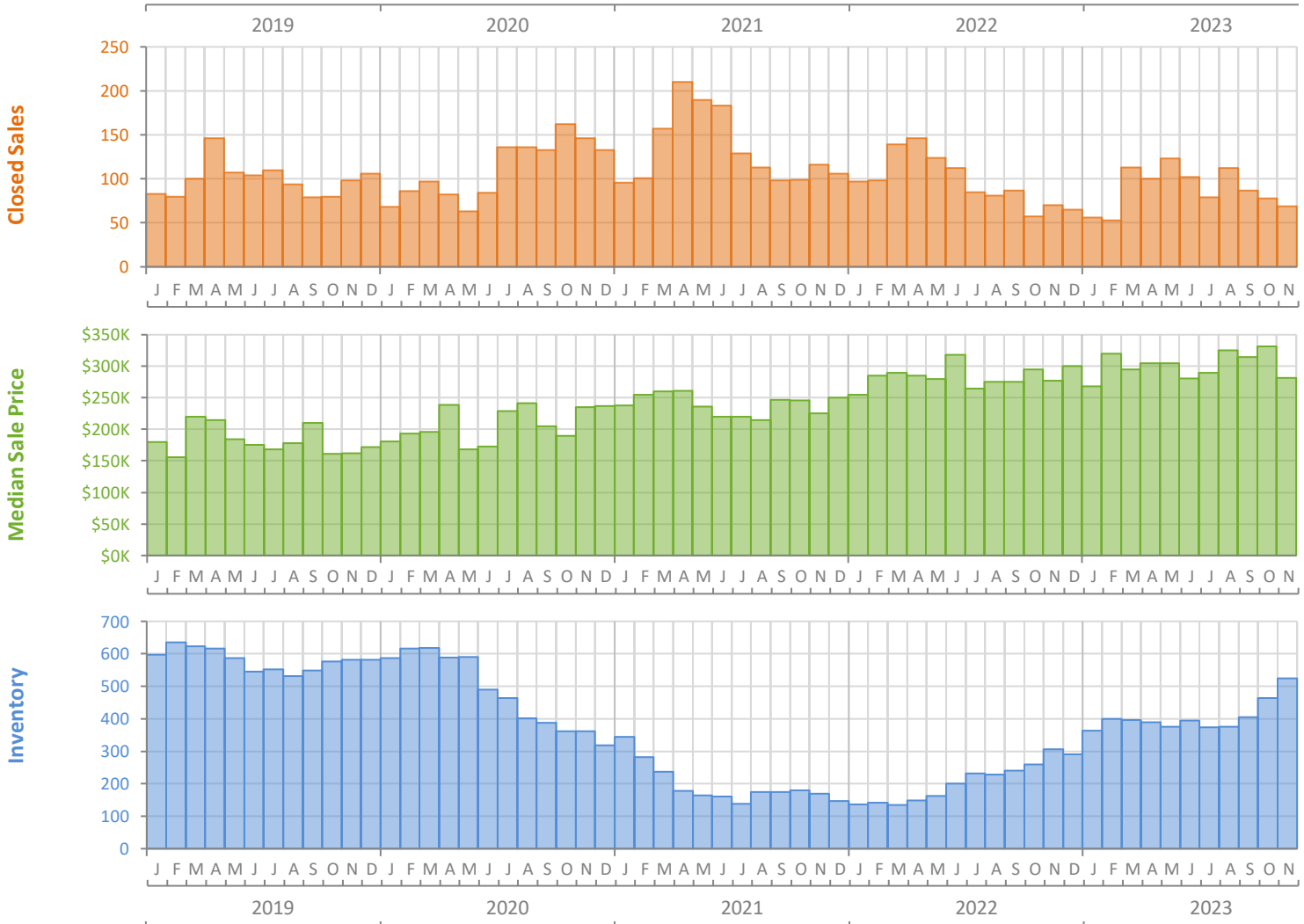
St. Lucie County



FloridaRealtors®
The Voice for Real Estate® in Florida



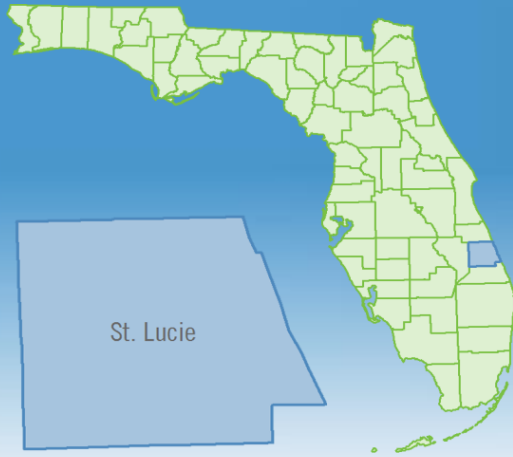
	November 2023	November 2022	Percent Change Year-over-Year
Closed Sales	69	70	-1.4%
Paid in Cash	37	42	-11.9%
Median Sale Price	\$281,900	\$277,500	1.6%
Average Sale Price	\$324,904	\$382,568	-15.1%
Dollar Volume	\$22.4 Million	\$26.8 Million	-16.3%
Med. Pct. of Orig. List Price Received	94.1%	93.5%	0.6%
Median Time to Contract	45 Days	32 Days	40.6%
Median Time to Sale	96 Days	71 Days	35.2%
New Pending Sales	86	51	68.6%
New Listings	143	112	27.7%
Pending Inventory	128	90	42.2%
Inventory (Active Listings)	525	306	71.6%
Months Supply of Inventory	6.1	3.1	96.8%



Monthly Distressed Market - November 2023

Townhouses and Condos

St. Lucie County



		November 2023	November 2022	Percent Change Year-over-Year
Traditional	Closed Sales	69	70	-1.4%
	Median Sale Price	\$281,900	\$277,500	1.6%
Foreclosure/REO	Closed Sales	0	0	N/A
	Median Sale Price	(No Sales)	(No Sales)	N/A
Short Sale	Closed Sales	0	0	N/A
	Median Sale Price	(No Sales)	(No Sales)	N/A

