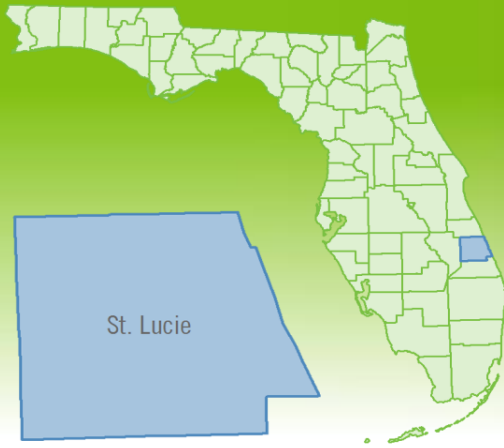


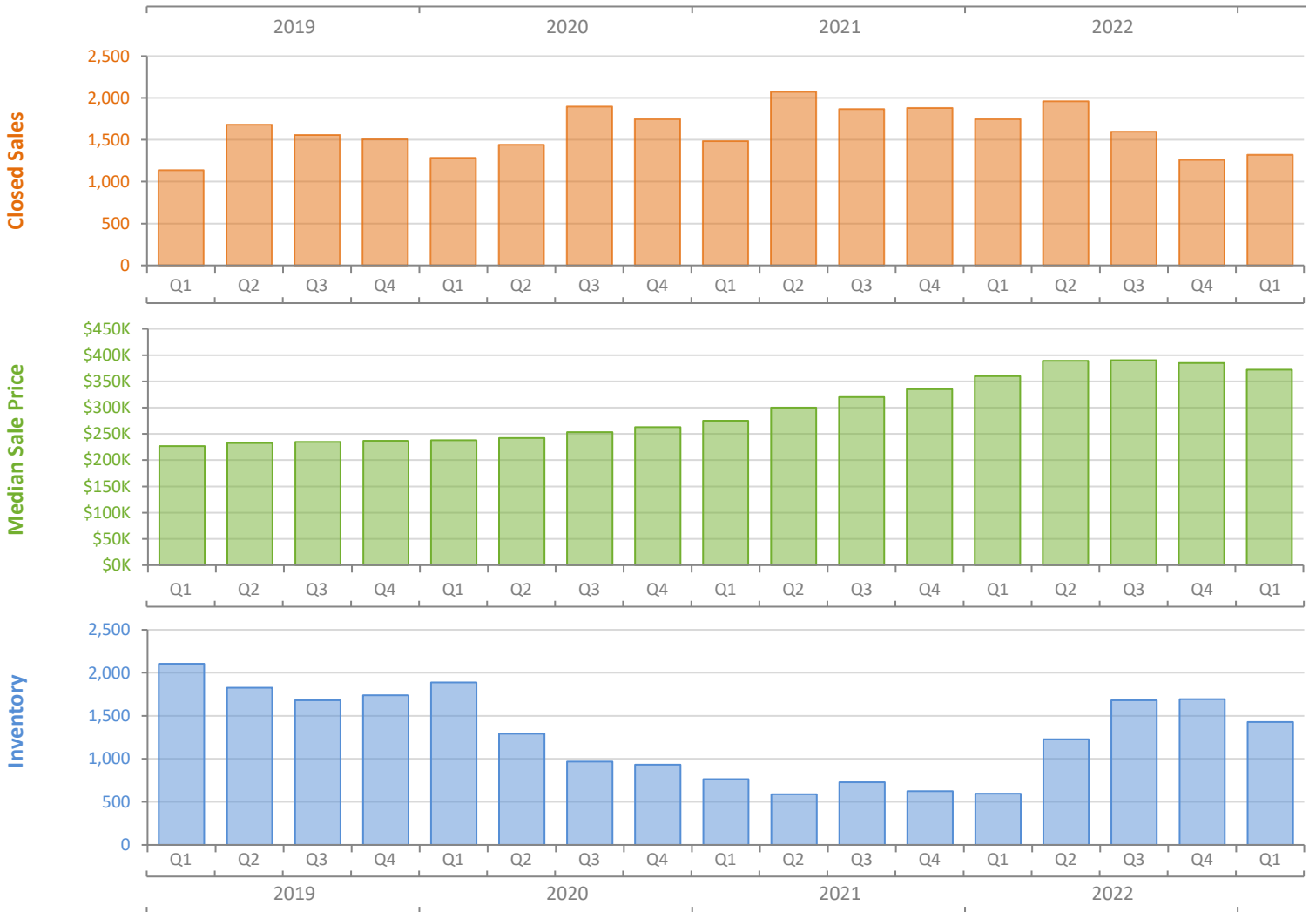
Quarterly Market Summary - Q1 2023

Single-Family Homes

St. Lucie County



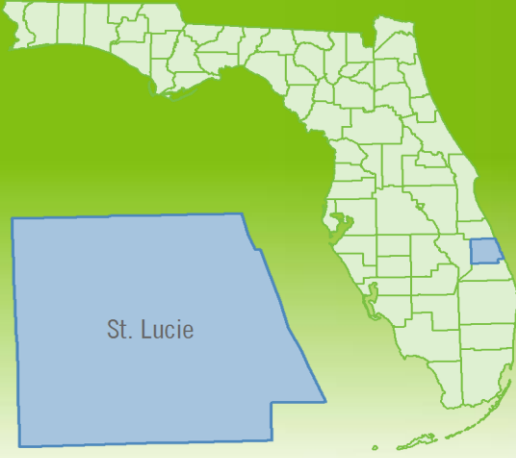
	Q1 2023	Q1 2022	Percent Change Year-over-Year
Closed Sales	1,321	1,748	-24.4%
Paid in Cash	372	471	-21.0%
Median Sale Price	\$372,200	\$359,900	3.4%
Average Sale Price	\$403,292	\$388,296	3.9%
Dollar Volume	\$532.7 Million	\$678.7 Million	-21.5%
Med. Pct. of Orig. List Price Received	94.9%	100.0%	-5.1%
Median Time to Contract	48 Days	11 Days	336.4%
Median Time to Sale	90 Days	59 Days	52.5%
New Pending Sales	1,849	2,106	-12.2%
New Listings	1,956	2,177	-10.2%
Pending Inventory	971	1,346	-27.9%
Inventory (Active Listings)	1,429	594	140.6%
Months Supply of Inventory	2.8	0.9	211.1%



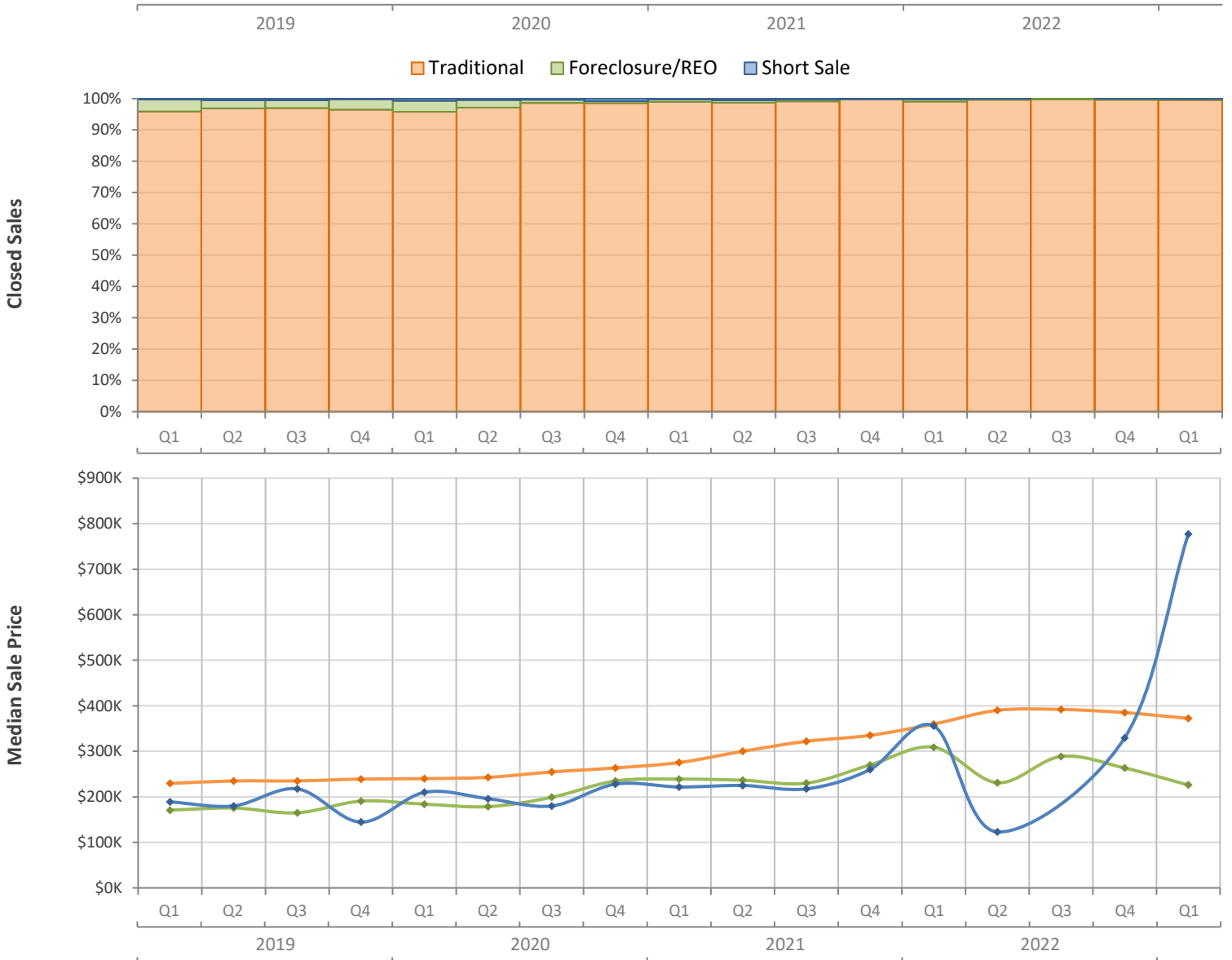
Quarterly Distressed Market - Q1 2023

Single-Family Homes

St. Lucie County



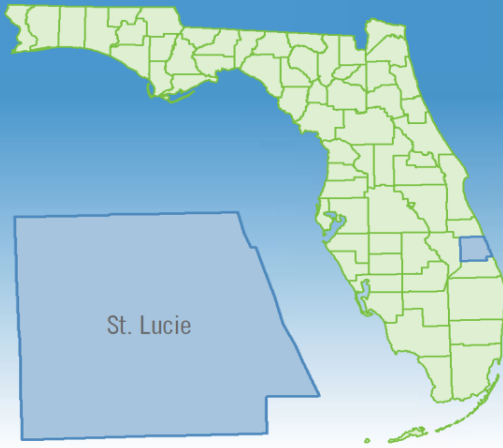
		Q1 2023	Q1 2022	Percent Change Year-over-Year
Traditional	Closed Sales	1,315	1,732	-24.1%
	Median Sale Price	\$372,445	\$359,900	3.5%
Foreclosure/REO	Closed Sales	5	12	-58.3%
	Median Sale Price	\$226,100	\$309,000	-26.8%
Short Sale	Closed Sales	1	4	-75.0%
	Median Sale Price	\$777,000	\$355,750	118.4%



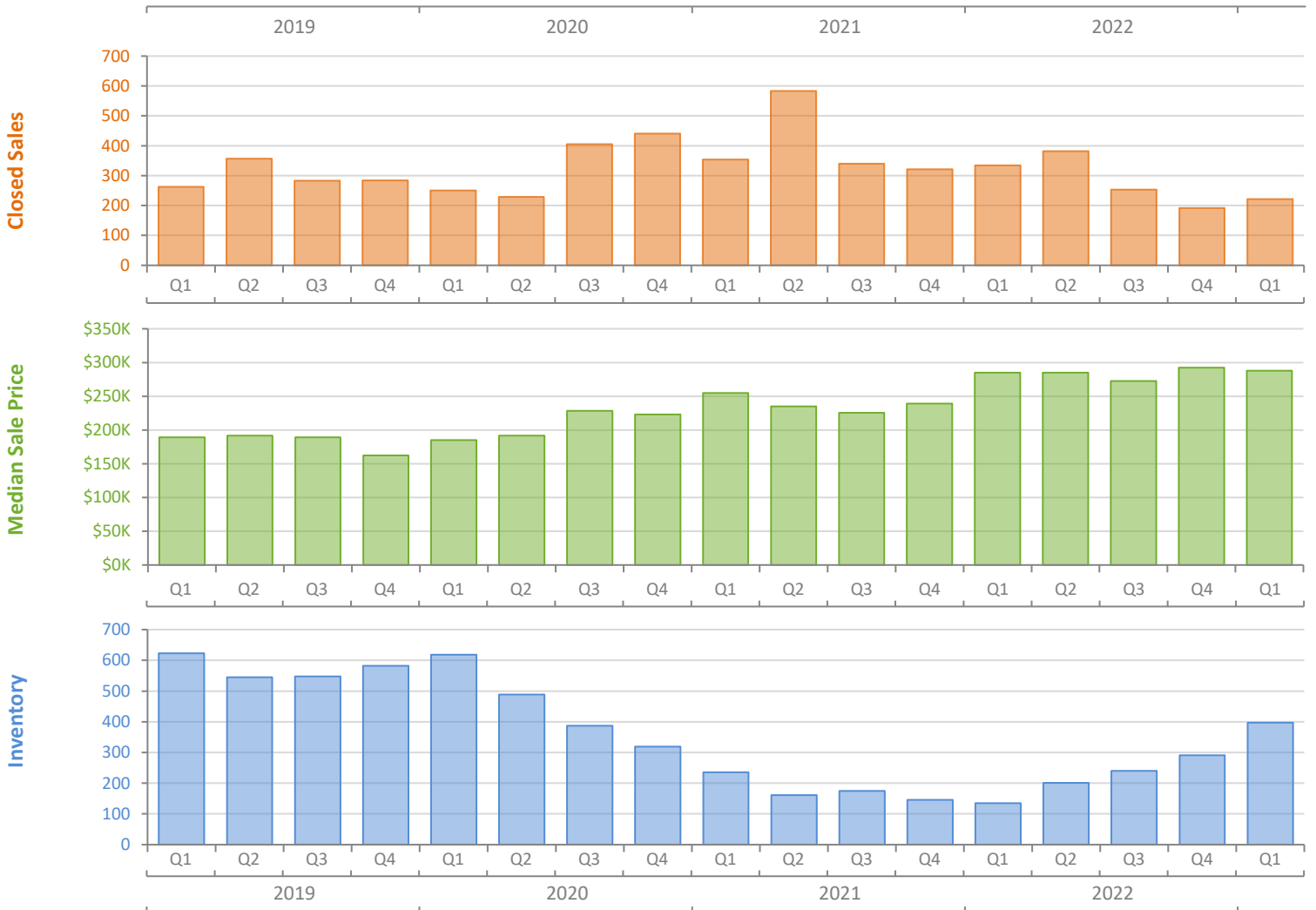
Quarterly Market Summary - Q1 2023

Townhouses and Condos

St. Lucie County



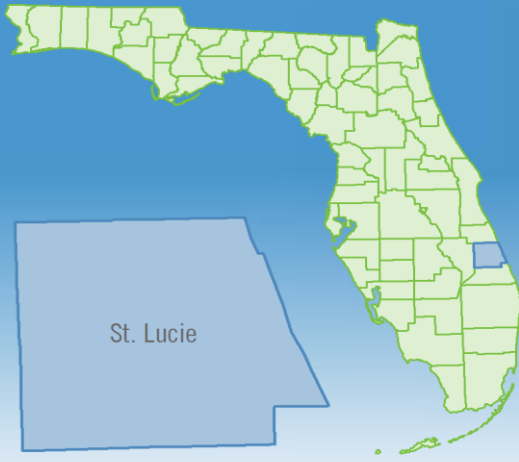
	Q1 2023	Q1 2022	Percent Change Year-over-Year
Closed Sales	222	334	-33.5%
Paid in Cash	134	171	-21.6%
Median Sale Price	\$287,950	\$285,000	1.0%
Average Sale Price	\$332,766	\$348,856	-4.6%
Dollar Volume	\$73.9 Million	\$116.5 Million	-36.6%
Med. Pct. of Orig. List Price Received	94.7%	99.2%	-4.5%
Median Time to Contract	34 Days	12 Days	183.3%
Median Time to Sale	73 Days	52 Days	40.4%
New Pending Sales	312	412	-24.3%
New Listings	469	423	10.9%
Pending Inventory	167	197	-15.2%
Inventory (Active Listings)	397	135	194.1%
Months Supply of Inventory	4.5	1.0	350.0%



Quarterly Distressed Market - Q1 2023

Townhouses and Condos

St. Lucie County



		Q1 2023	Q1 2022	Percent Change Year-over-Year
Traditional	Closed Sales	222	334	-33.5%
	Median Sale Price	\$287,950	\$285,000	1.0%
Foreclosure/REO	Closed Sales	0	0	N/A
	Median Sale Price	(No Sales)	(No Sales)	N/A
Short Sale	Closed Sales	0	0	N/A
	Median Sale Price	(No Sales)	(No Sales)	N/A

