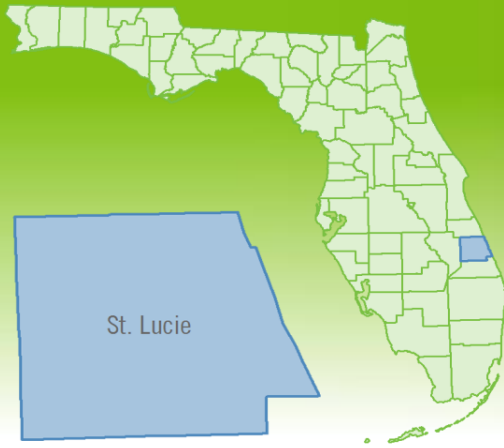


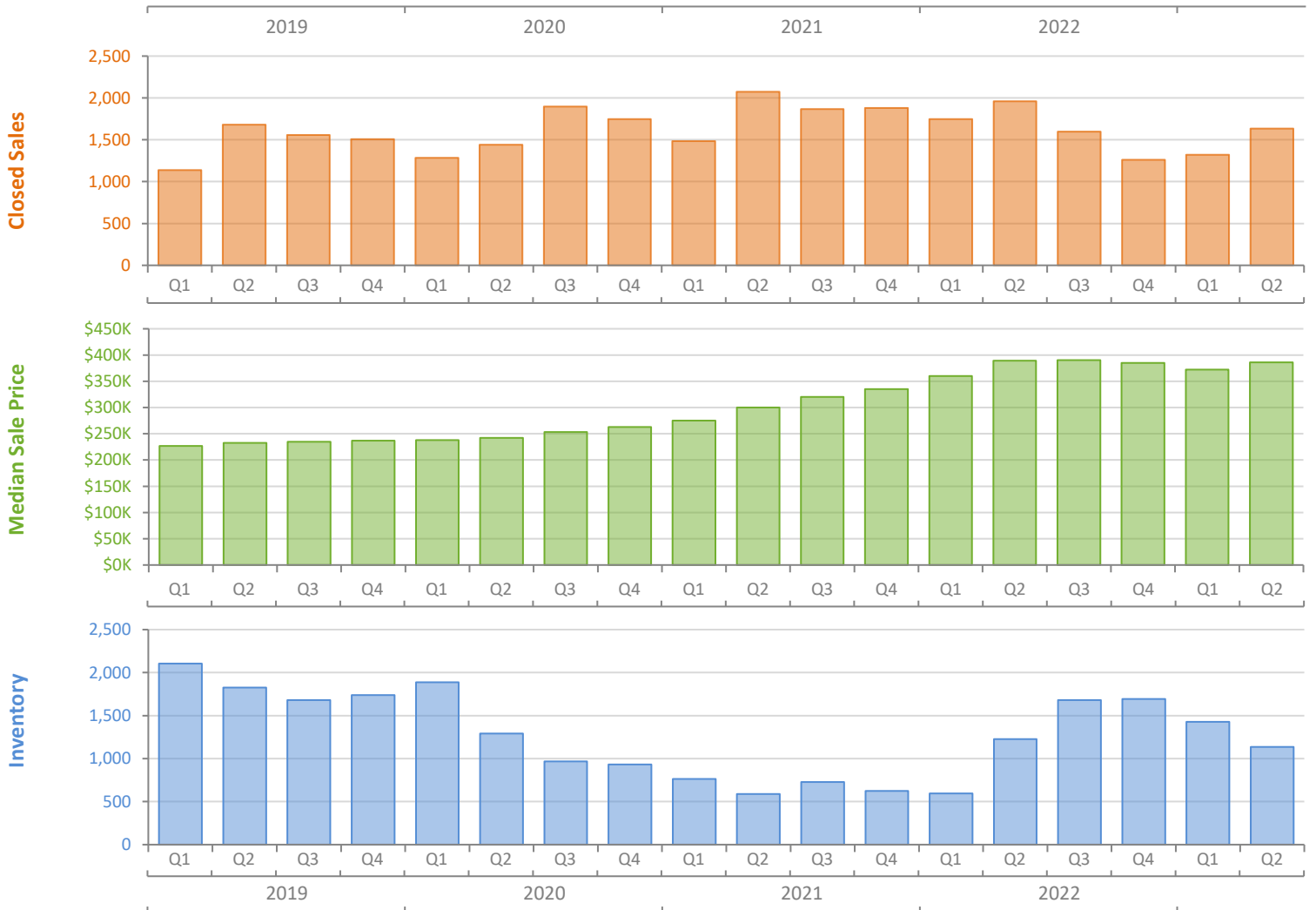
# Quarterly Market Summary - Q2 2023

## Single-Family Homes

### St. Lucie County



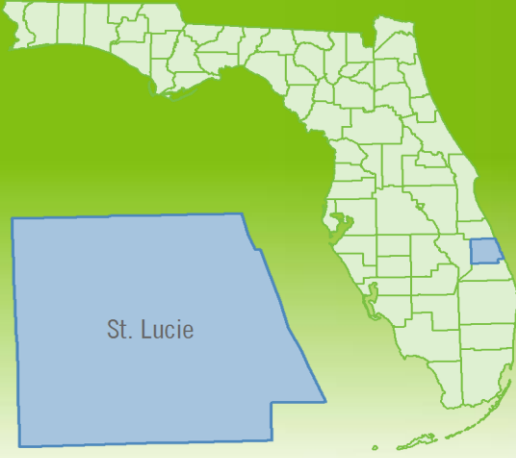
	Q2 2023	Q2 2022	Percent Change Year-over-Year
Closed Sales	1,634	1,961	-16.7%
Paid in Cash	417	553	-24.6%
Median Sale Price	\$386,165	\$389,000	-0.7%
Average Sale Price	\$414,595	\$425,376	-2.5%
Dollar Volume	\$677.4 Million	\$834.2 Million	-18.8%
Med. Pct. of Orig. List Price Received	96.6%	100.0%	-3.4%
Median Time to Contract	35 Days	9 Days	288.9%
Median Time to Sale	78 Days	53 Days	47.2%
New Pending Sales	1,718	1,926	-10.8%
New Listings	1,650	2,611	-36.8%
Pending Inventory	846	1,054	-19.7%
Inventory (Active Listings)	1,135	1,228	-7.6%
Months Supply of Inventory	2.3	2.0	15.0%



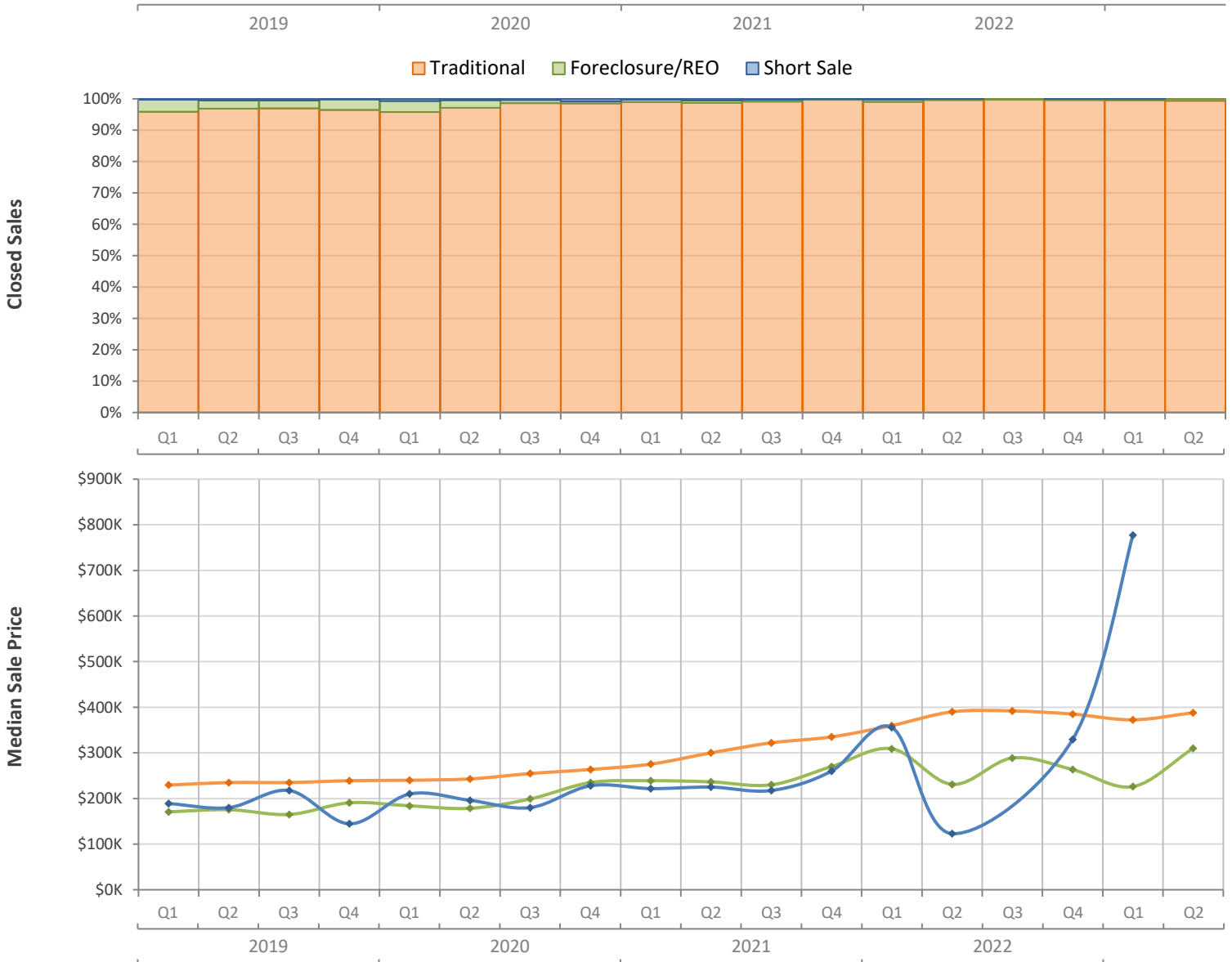
# Quarterly Distressed Market - Q2 2023

## Single-Family Homes

### St. Lucie County



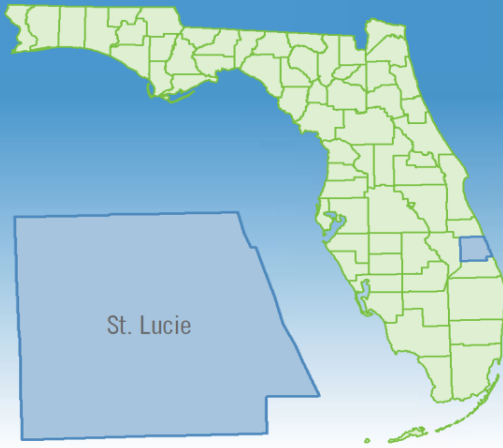
		Q2 2023	Q2 2022	Percent Change Year-over-Year
Traditional	Closed Sales	1,624	1,954	-16.9%
	Median Sale Price	\$388,000	\$389,925	-0.5%
Foreclosure/REO	Closed Sales	10	6	66.7%
	Median Sale Price	\$310,000	\$231,000	34.2%
Short Sale	Closed Sales	0	1	-100.0%
	Median Sale Price	(No Sales)	\$123,000	N/A



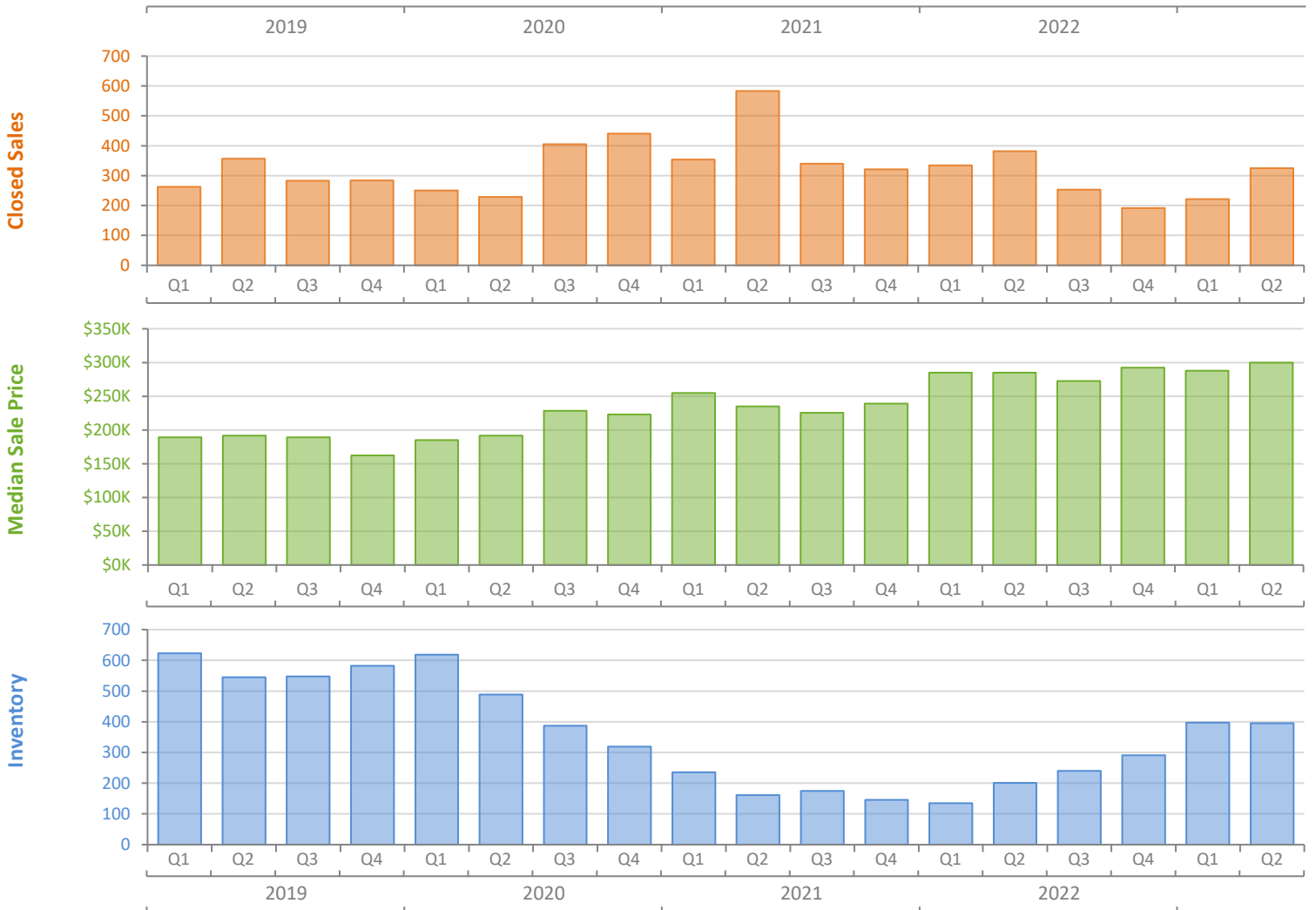
# Quarterly Market Summary - Q2 2023

## Townhouses and Condos

### St. Lucie County



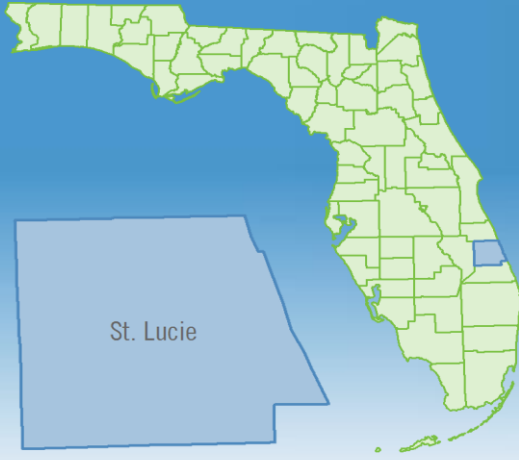
	Q2 2023	Q2 2022	Percent Change Year-over-Year
Closed Sales	325	382	-14.9%
Paid in Cash	180	221	-18.6%
Median Sale Price	\$300,000	\$285,000	5.3%
Average Sale Price	\$366,724	\$374,222	-2.0%
Dollar Volume	\$119.2 Million	\$143.0 Million	-16.6%
Med. Pct. of Orig. List Price Received	94.6%	99.8%	-5.2%
Median Time to Contract	41 Days	12 Days	241.7%
Median Time to Sale	84 Days	51 Days	64.7%
New Pending Sales	323	337	-4.2%
New Listings	383	423	-9.5%
Pending Inventory	141	121	16.5%
Inventory (Active Listings)	395	201	96.5%
Months Supply of Inventory	4.8	1.8	166.7%



# Quarterly Distressed Market - Q2 2023

## Townhouses and Condos

### St. Lucie County



		Q2 2023	Q2 2022	Percent Change Year-over-Year
Traditional	Closed Sales	325	379	-14.2%
	Median Sale Price	\$300,000	\$285,000	5.3%
Foreclosure/REO	Closed Sales	0	3	-100.0%
	Median Sale Price	(No Sales)	\$165,000	N/A
Short Sale	Closed Sales	0	0	N/A
	Median Sale Price	(No Sales)	(No Sales)	N/A

