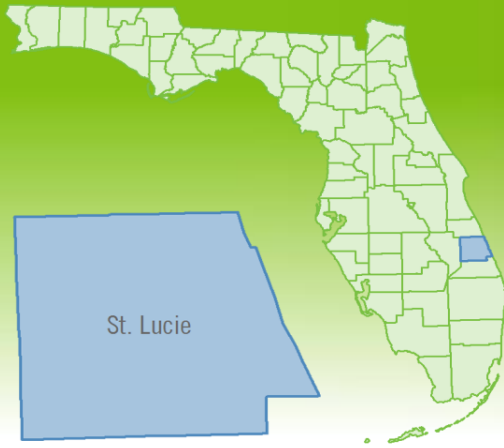


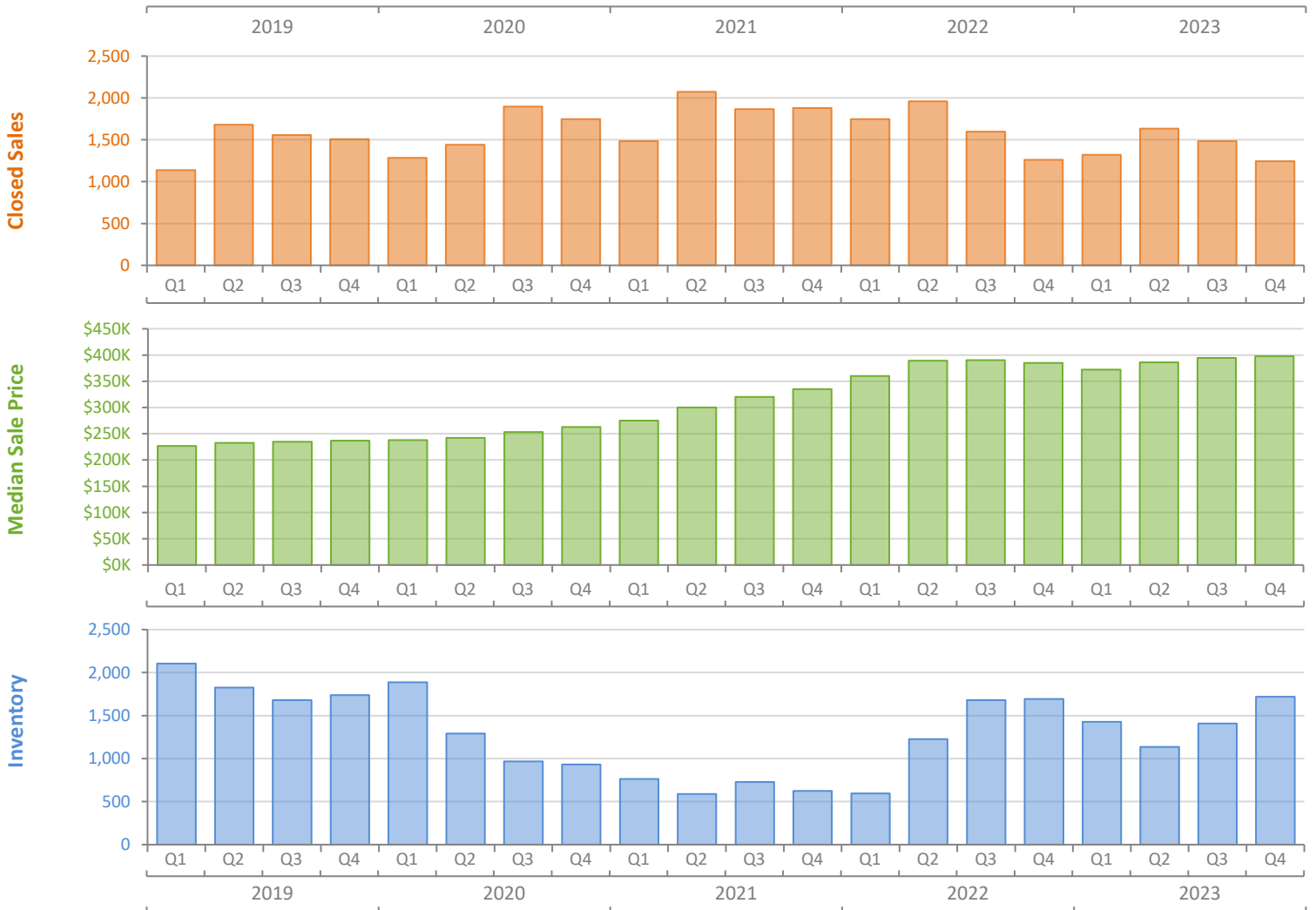
Quarterly Market Summary - Q4 2023

Single-Family Homes

St. Lucie County



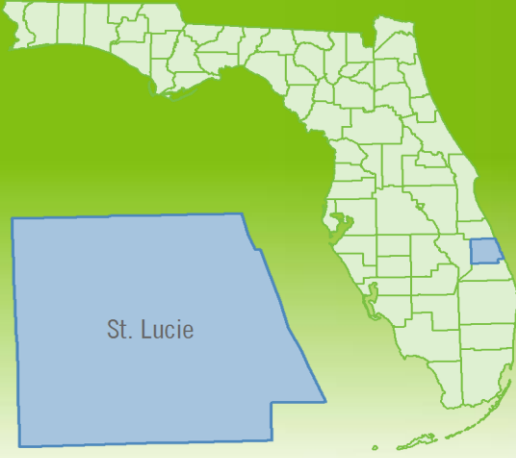
	Q4 2023	Q4 2022	Percent Change Year-over-Year
Closed Sales	1,244	1,261	-1.3%
Paid in Cash	366	335	9.3%
Median Sale Price	\$397,965	\$384,950	3.4%
Average Sale Price	\$427,073	\$398,204	7.2%
Dollar Volume	\$531.3 Million	\$502.1 Million	5.8%
Med. Pct. of Orig. List Price Received	97.1%	96.3%	0.8%
Median Time to Contract	30 Days	33 Days	-9.1%
Median Time to Sale	72 Days	79 Days	-8.9%
New Pending Sales	1,155	1,270	-9.1%
New Listings	1,737	1,656	4.9%
Pending Inventory	541	650	-16.8%
Inventory (Active Listings)	1,719	1,692	1.6%
Months Supply of Inventory	3.6	3.1	16.1%



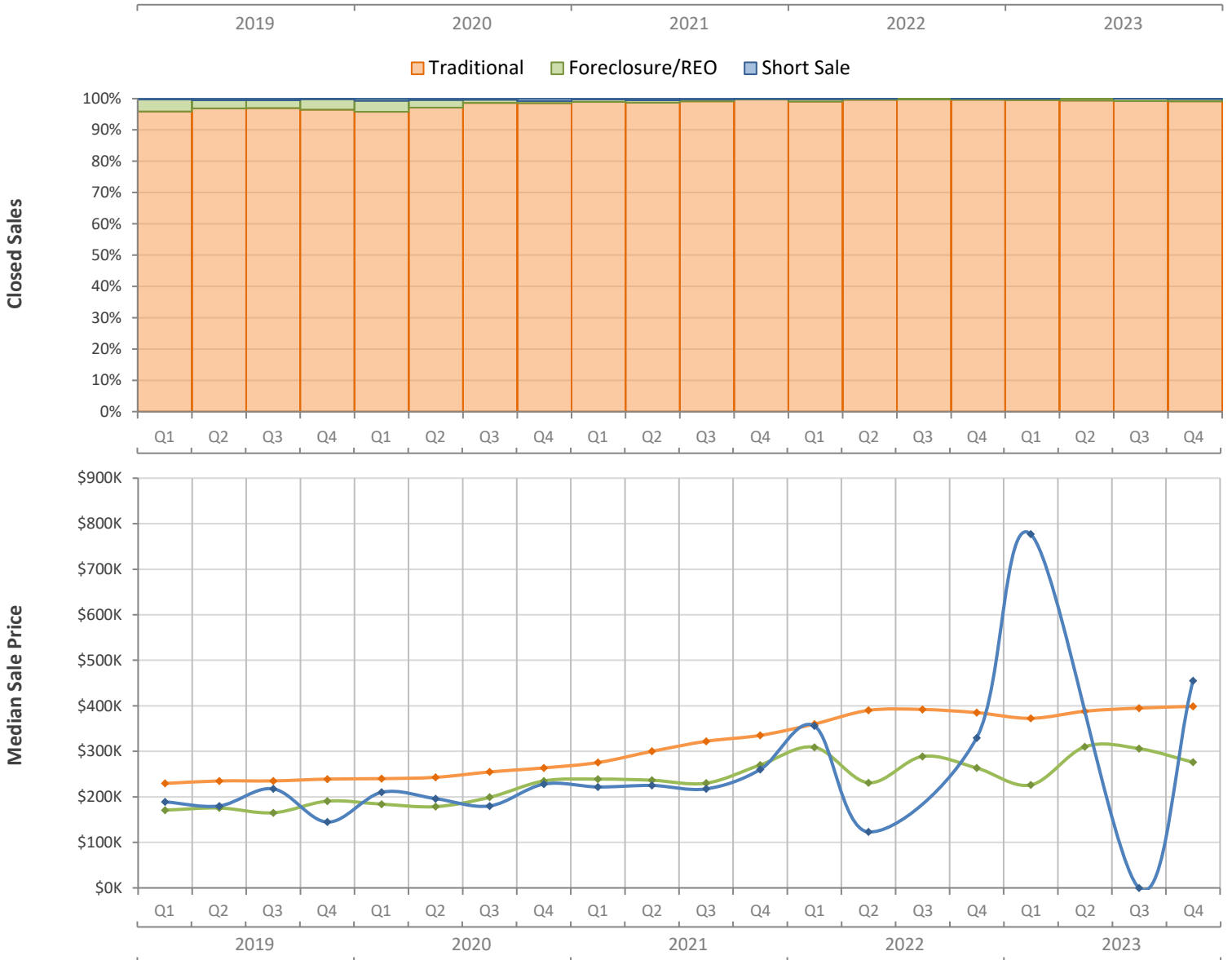
Quarterly Distressed Market - Q4 2023

Single-Family Homes

St. Lucie County



		Q4 2023	Q4 2022	Percent Change Year-over-Year
Traditional	Closed Sales	1,233	1,256	-1.8%
	Median Sale Price	\$398,735	\$385,000	3.6%
Foreclosure/REO	Closed Sales	10	4	150.0%
	Median Sale Price	\$276,000	\$263,451	4.8%
Short Sale	Closed Sales	1	1	0.0%
	Median Sale Price	\$455,000	\$329,500	38.1%



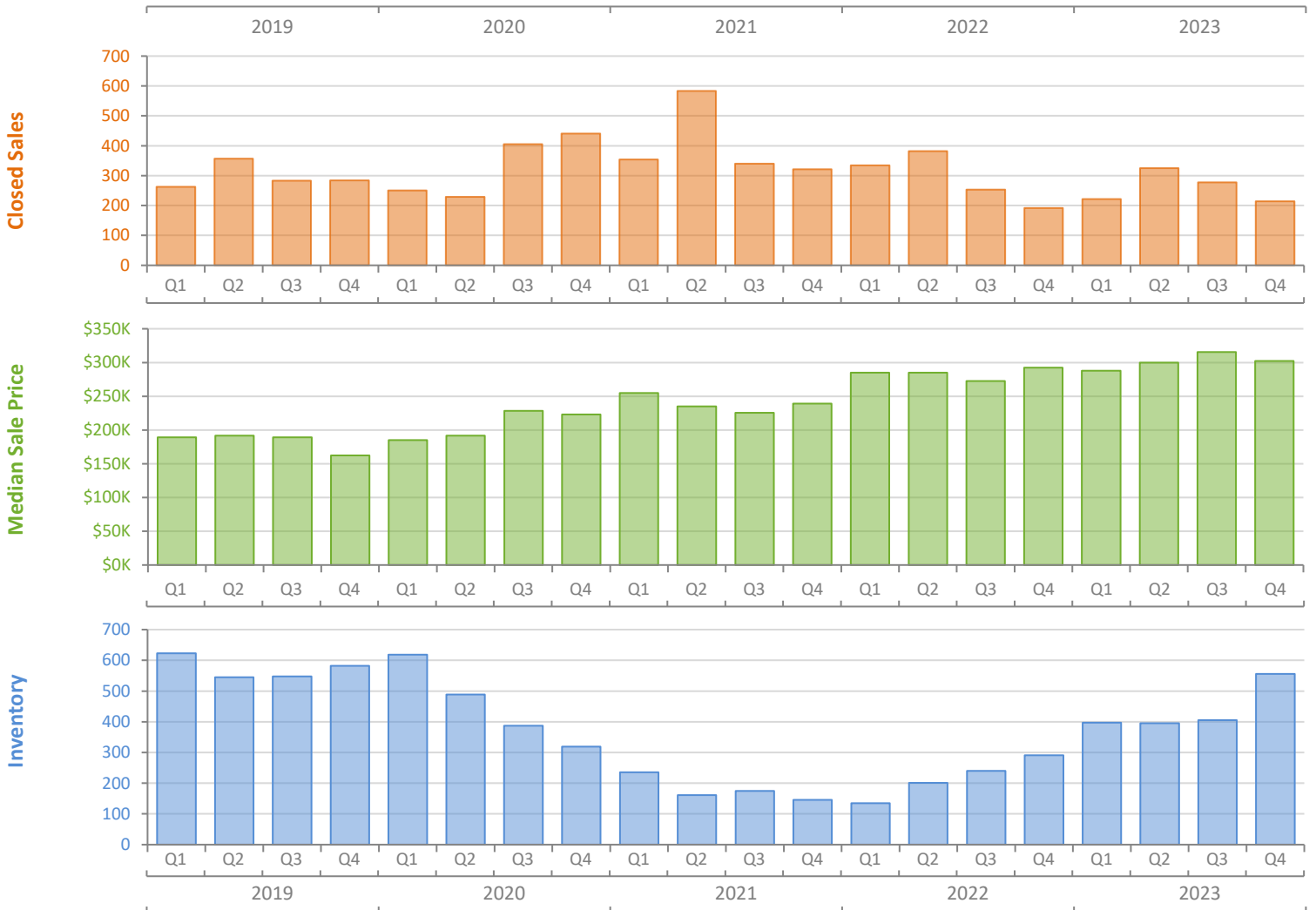
Quarterly Market Summary - Q4 2023

Townhouses and Condos

St. Lucie County



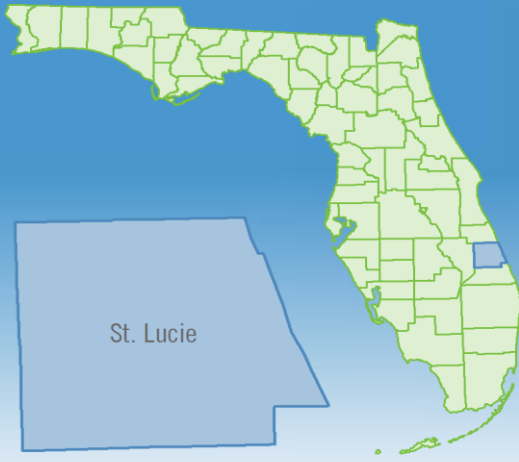
	Q4 2023	Q4 2022	Percent Change Year-over-Year
Closed Sales	214	192	11.5%
Paid in Cash	109	107	1.9%
Median Sale Price	\$302,500	\$292,500	3.4%
Average Sale Price	\$376,630	\$370,489	1.7%
Dollar Volume	\$80.6 Million	\$71.1 Million	13.3%
Med. Pct. of Orig. List Price Received	95.8%	94.7%	1.2%
Median Time to Contract	37 Days	29 Days	27.6%
Median Time to Sale	84 Days	66 Days	27.3%
New Pending Sales	206	198	4.0%
New Listings	445	299	48.8%
Pending Inventory	87	96	-9.4%
Inventory (Active Listings)	556	291	91.1%
Months Supply of Inventory	6.4	3.0	113.3%



Quarterly Distressed Market - Q4 2023

Townhouses and Condos

St. Lucie County



		Q4 2023	Q4 2022	Percent Change Year-over-Year
Traditional	Closed Sales	214	192	11.5%
	Median Sale Price	\$302,500	\$292,500	3.4%
Foreclosure/REO	Closed Sales	0	0	N/A
	Median Sale Price	(No Sales)	(No Sales)	N/A
Short Sale	Closed Sales	0	0	N/A
	Median Sale Price	(No Sales)	(No Sales)	N/A

