

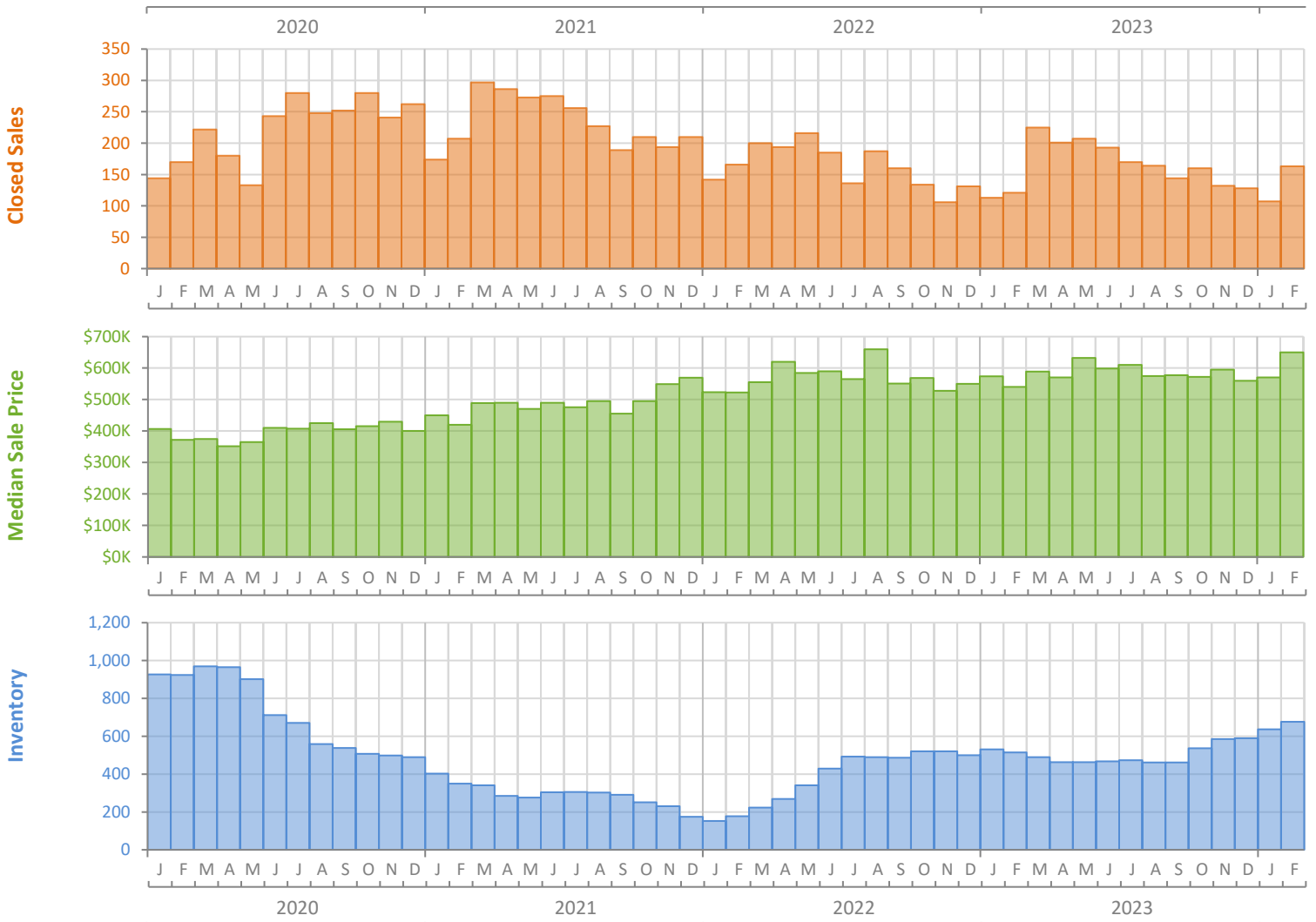
# Monthly Market Summary - February 2024

## Single-Family Homes

### Martin County



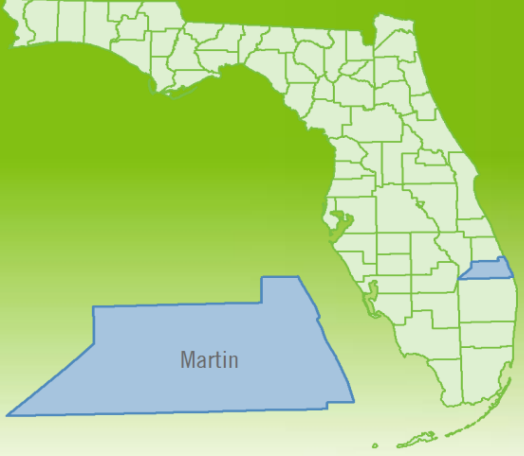
	February 2024	February 2023	Percent Change Year-over-Year
Closed Sales	163	121	34.7%
Paid in Cash	89	74	20.3%
Median Sale Price	\$650,000	\$540,000	20.4%
Average Sale Price	\$962,537	\$908,487	5.9%
Dollar Volume	\$156.9 Million	\$109.9 Million	42.7%
Med. Pct. of Orig. List Price Received	95.2%	93.4%	1.9%
Median Time to Contract	40 Days	41 Days	-2.4%
Median Time to Sale	81 Days	79 Days	2.5%
New Pending Sales	208	203	2.5%
New Listings	277	216	28.2%
Pending Inventory	279	296	-5.7%
Inventory (Active Listings)	677	515	31.5%
Months Supply of Inventory	4.1	3.3	24.2%



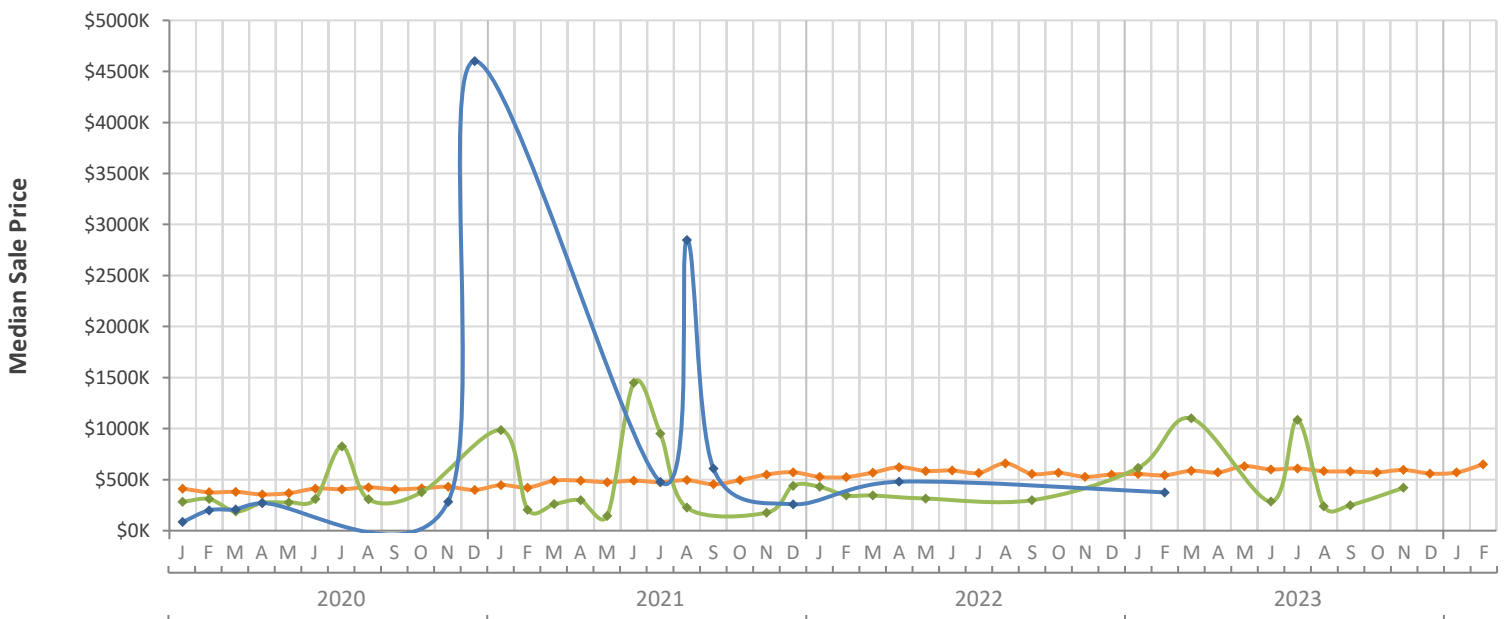
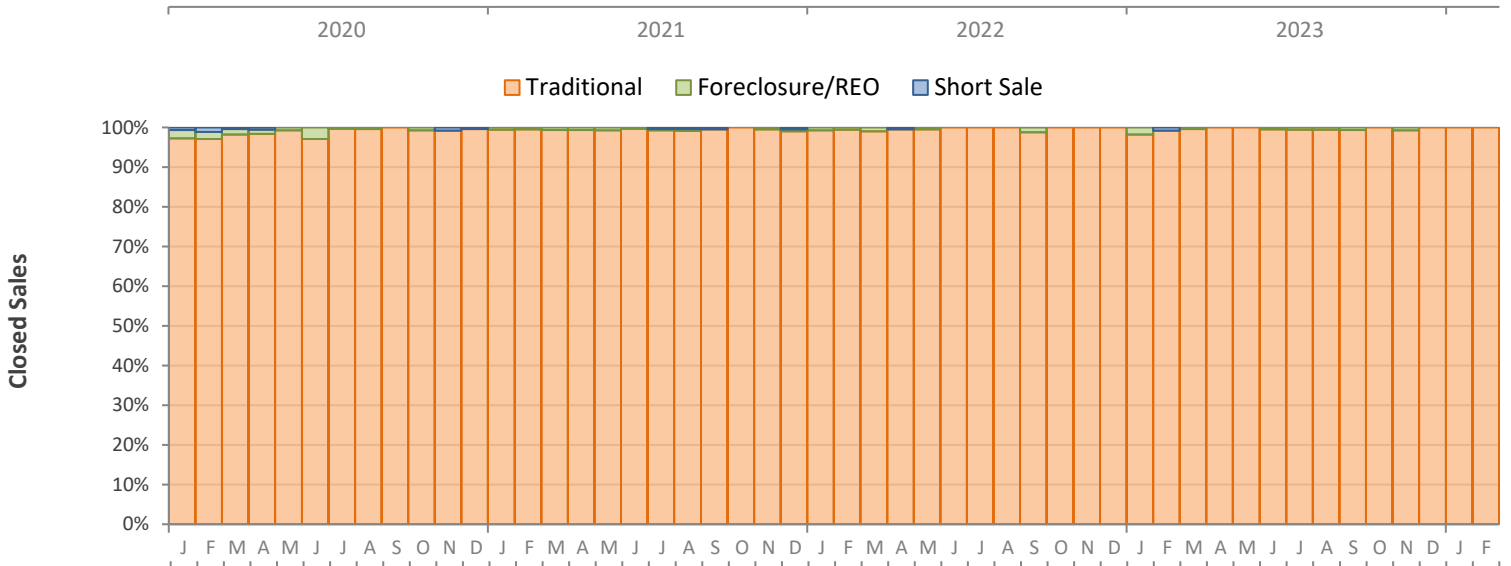
# Monthly Distressed Market - February 2024

## Single-Family Homes

### Martin County



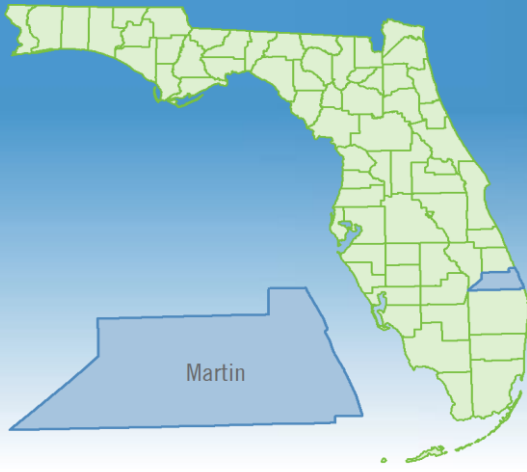
		February 2024	February 2023	Percent Change Year-over-Year
Traditional	Closed Sales	163	120	35.8%
	Median Sale Price	\$650,000	\$542,500	19.8%
Foreclosure/REO	Closed Sales	0	0	N/A
	Median Sale Price	(No Sales)	(No Sales)	N/A
Short Sale	Closed Sales	0	1	-100.0%
	Median Sale Price	(No Sales)	\$375,000	N/A



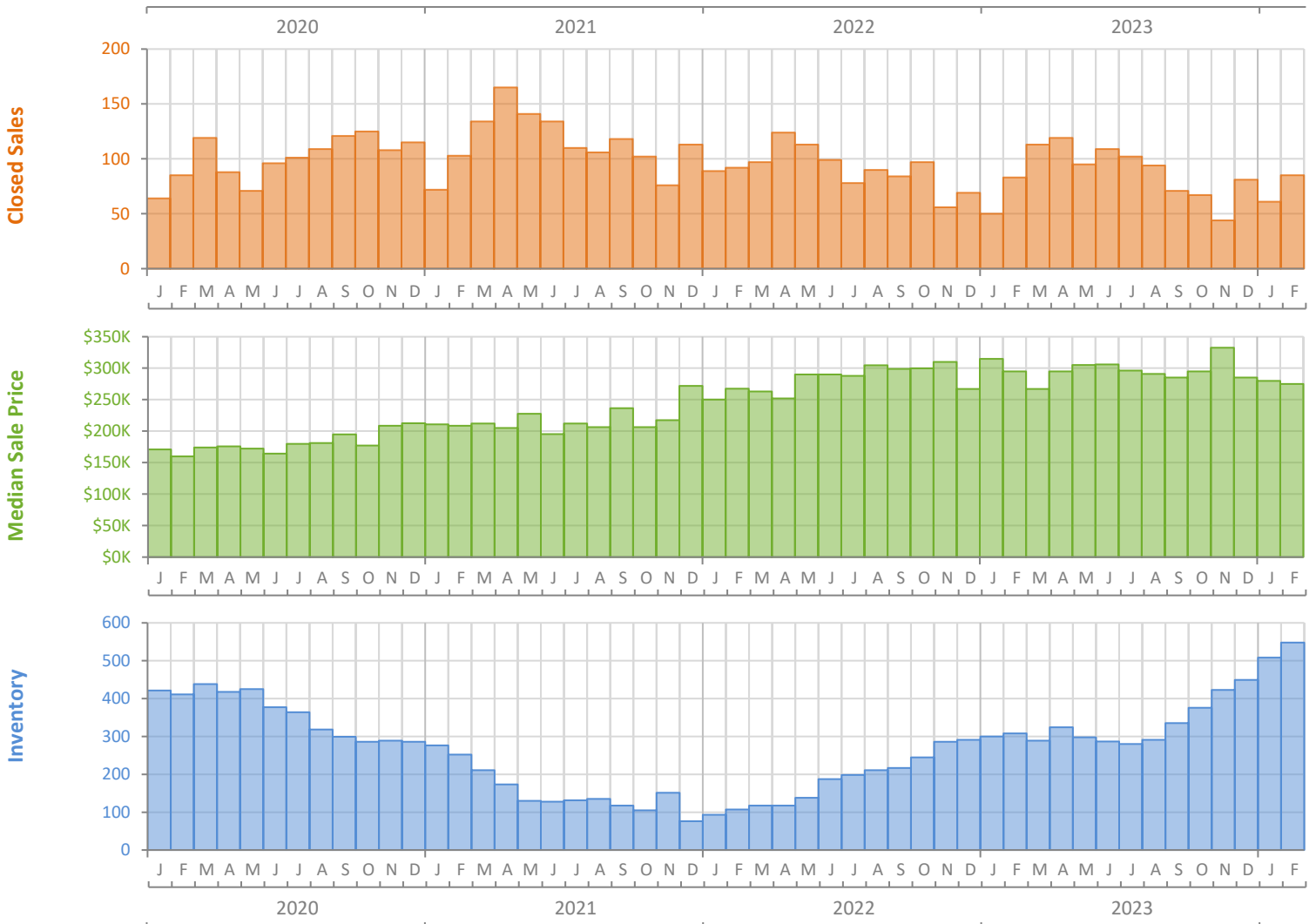
# Monthly Market Summary - February 2024

## Townhouses and Condos

### Martin County



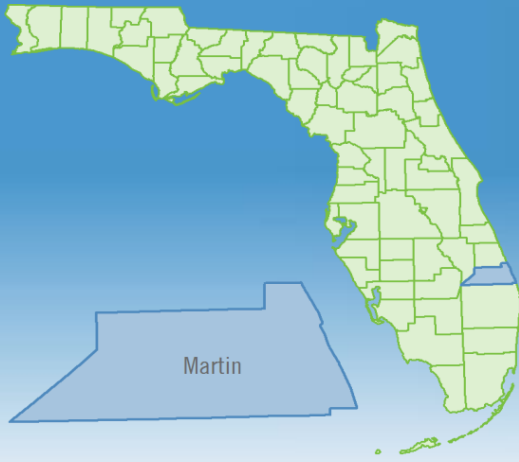
	February 2024	February 2023	Percent Change Year-over-Year
Closed Sales	85	83	2.4%
Paid in Cash	55	48	14.6%
Median Sale Price	\$275,000	\$295,000	-6.8%
Average Sale Price	\$328,905	\$330,453	-0.5%
Dollar Volume	\$28.0 Million	\$27.4 Million	1.9%
Med. Pct. of Orig. List Price Received	96.9%	93.8%	3.3%
Median Time to Contract	41 Days	40 Days	2.5%
Median Time to Sale	79 Days	71 Days	11.3%
New Pending Sales	103	103	0.0%
New Listings	148	132	12.1%
Pending Inventory	167	167	0.0%
Inventory (Active Listings)	548	308	77.9%
Months Supply of Inventory	6.3	3.6	75.0%



# Monthly Distressed Market - February 2024

## Townhouses and Condos

### Martin County



		February 2024	February 2023	Percent Change Year-over-Year
Traditional	Closed Sales	84	83	1.2%
	Median Sale Price	\$277,500	\$295,000	-5.9%
Foreclosure/REO	Closed Sales	1	0	N/A
	Median Sale Price	\$89,300	(No Sales)	N/A
Short Sale	Closed Sales	0	0	N/A
	Median Sale Price	(No Sales)	(No Sales)	N/A

