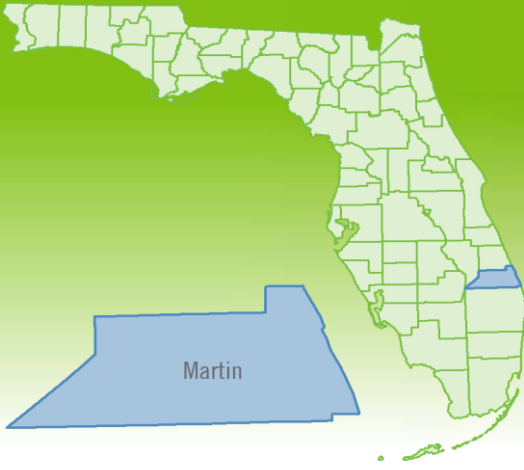


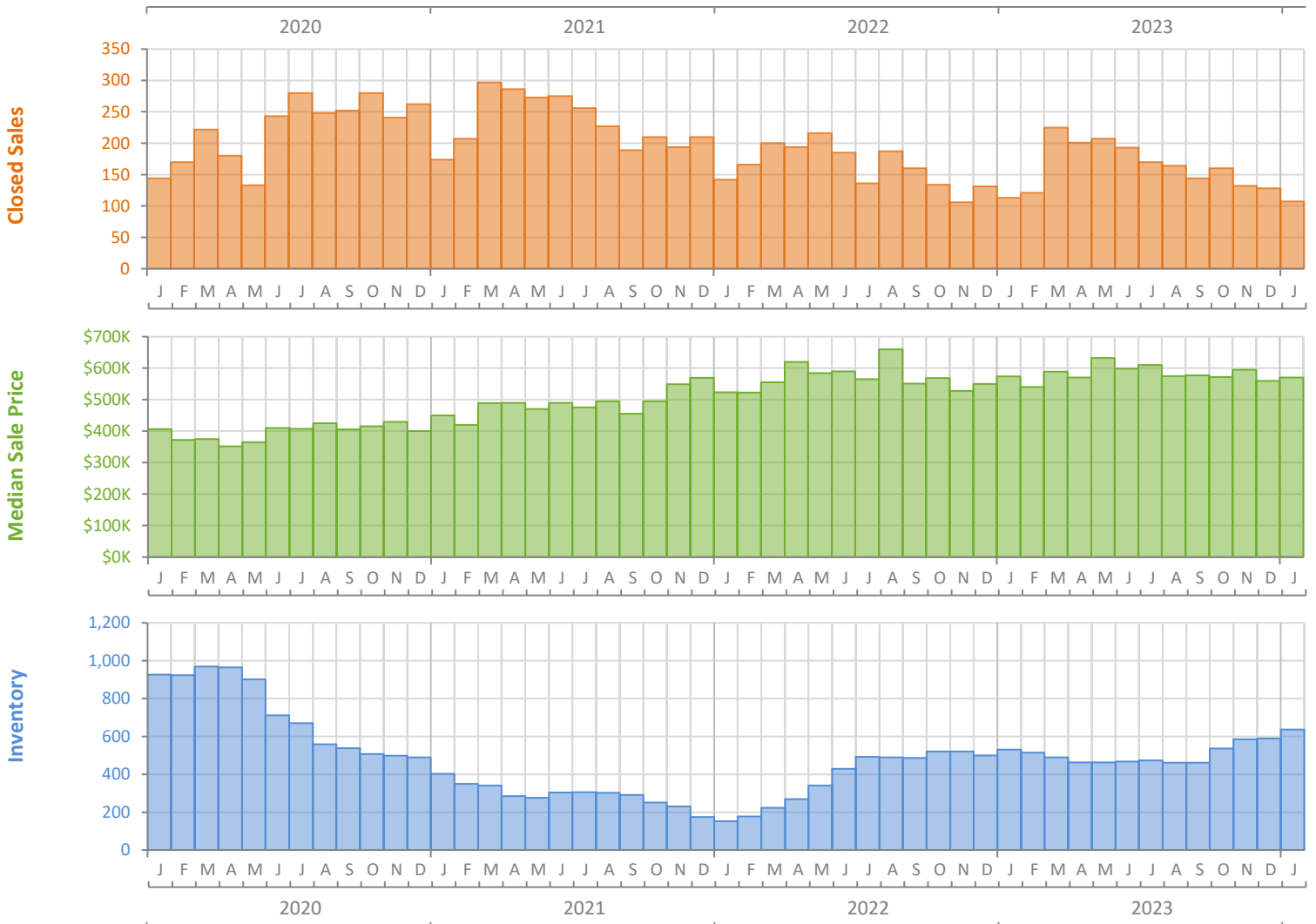
# Monthly Market Summary - January 2024

## Single-Family Homes

### Martin County



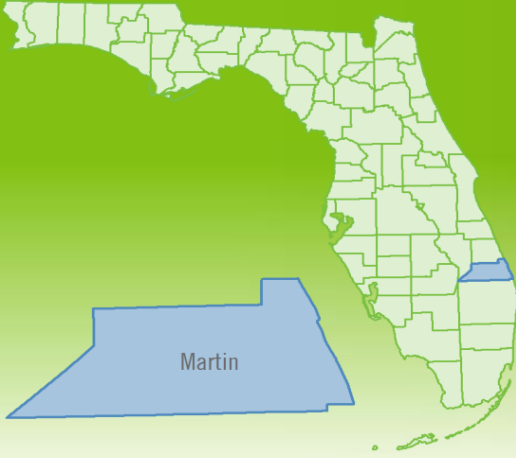
	January 2024	January 2023	Percent Change Year-over-Year
Closed Sales	107	113	-5.3%
Paid in Cash	52	56	-7.1%
Median Sale Price	\$570,000	\$574,000	-0.7%
Average Sale Price	\$1,023,396	\$654,988	56.2%
Dollar Volume	\$109.5 Million	\$74.0 Million	48.0%
Med. Pct. of Orig. List Price Received	94.5%	94.1%	0.4%
Median Time to Contract	50 Days	37 Days	35.1%
Median Time to Sale	84 Days	82 Days	2.4%
New Pending Sales	194	178	9.0%
New Listings	254	226	12.4%
Pending Inventory	245	218	12.4%
Inventory (Active Listings)	636	530	20.0%
Months Supply of Inventory	3.9	3.3	18.2%



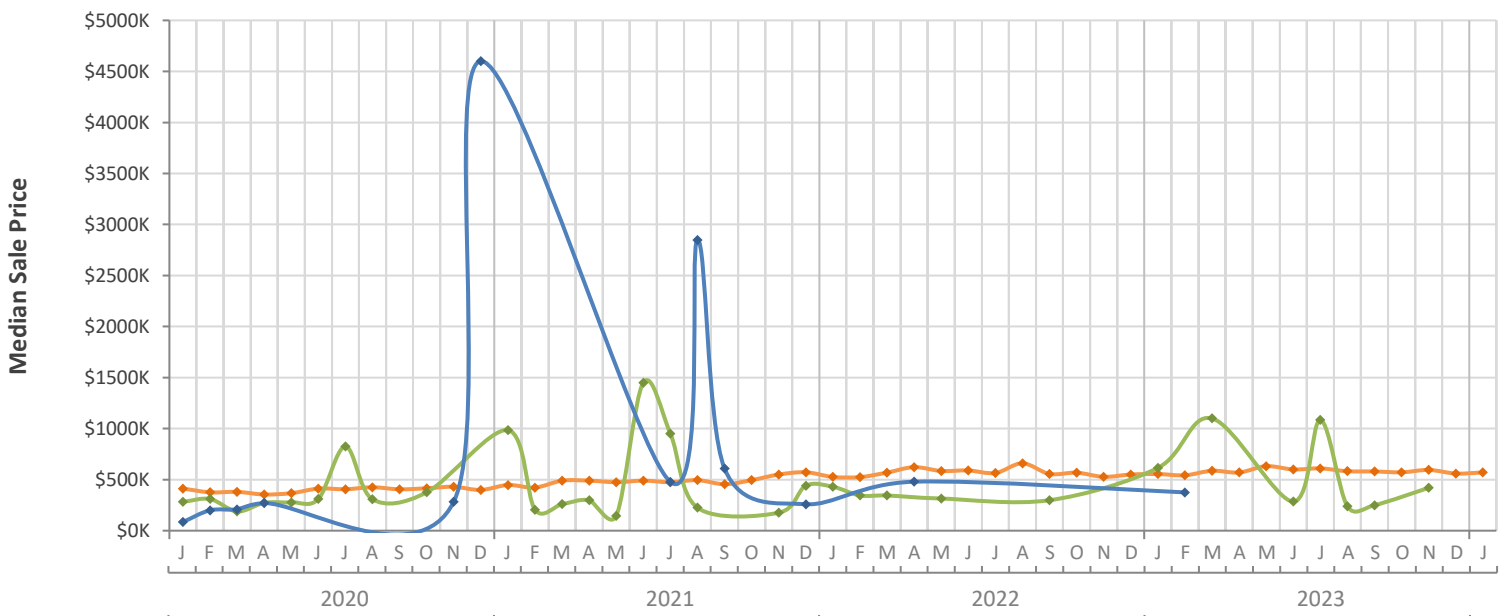
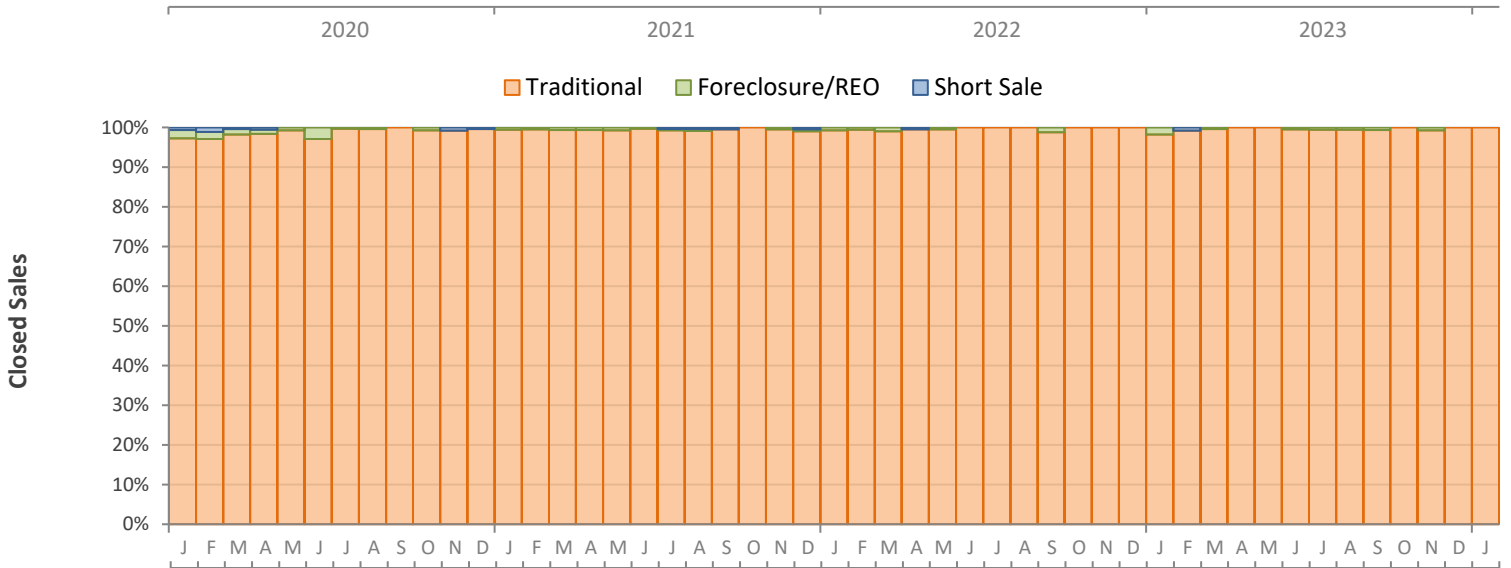
# Monthly Distressed Market - January 2024

## Single-Family Homes

### Martin County



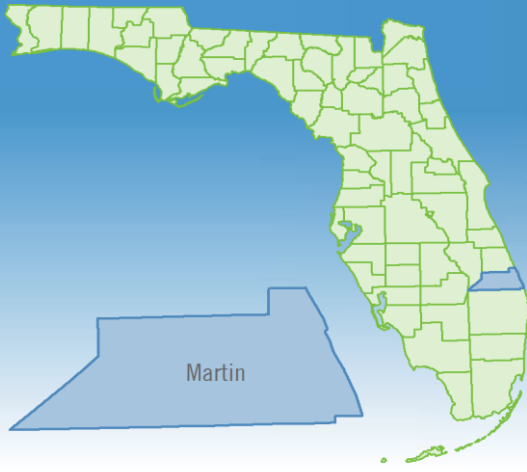
		January 2024	January 2023	Percent Change Year-over-Year
Traditional	Closed Sales	107	111	-3.6%
	Median Sale Price	\$570,000	\$555,000	2.7%
Foreclosure/REO	Closed Sales	0	2	-100.0%
	Median Sale Price	(No Sales)	\$615,000	N/A
Short Sale	Closed Sales	0	0	N/A
	Median Sale Price	(No Sales)	(No Sales)	N/A



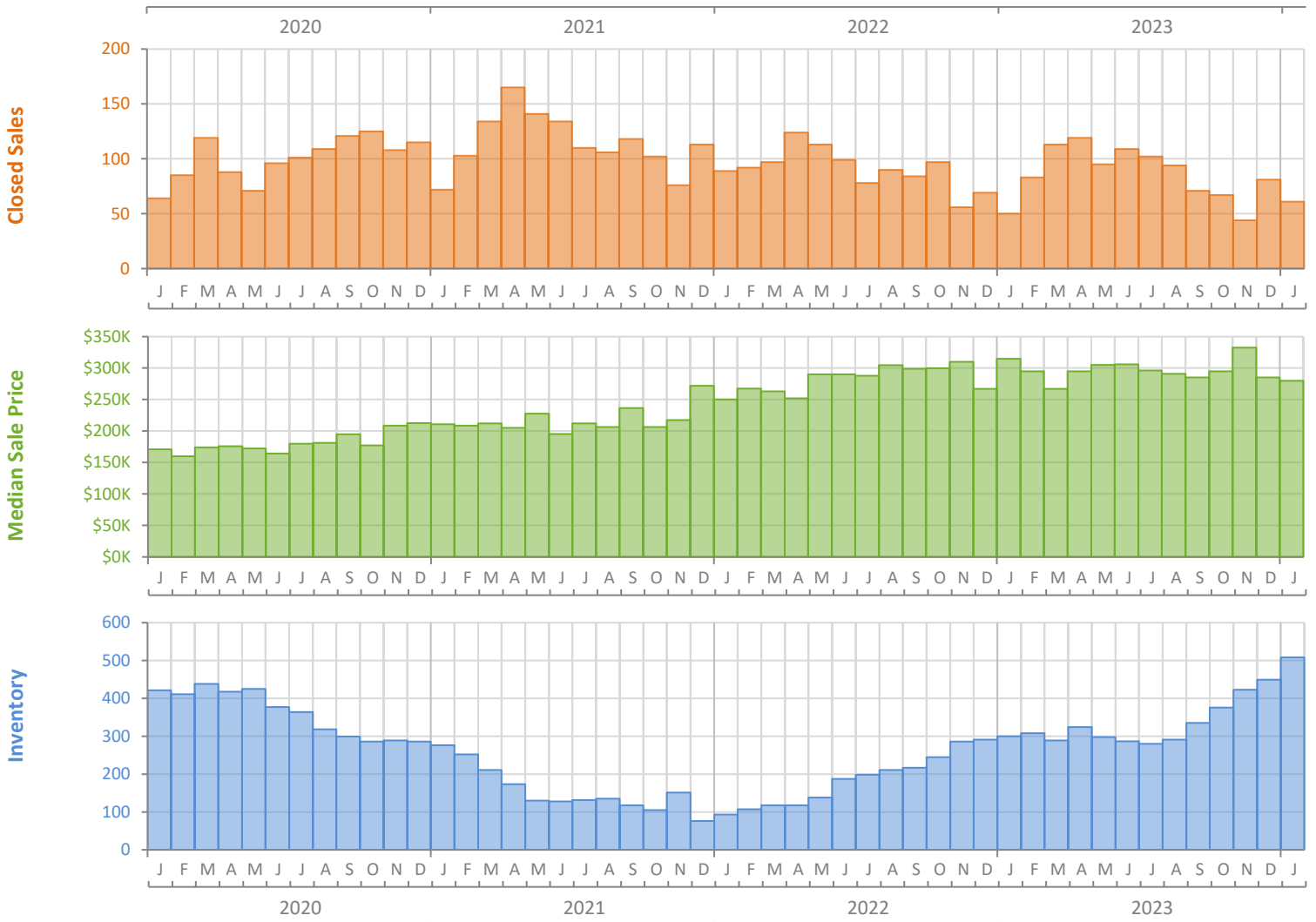
# Monthly Market Summary - January 2024

## Townhouses and Condos

### Martin County



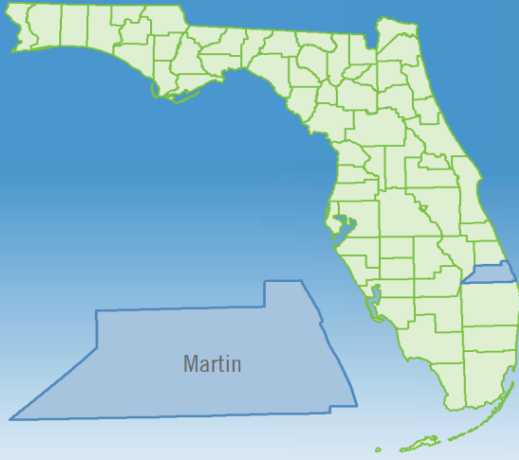
	January 2024	January 2023	Percent Change Year-over-Year
Closed Sales	61	50	22.0%
Paid in Cash	33	30	10.0%
Median Sale Price	\$280,000	\$315,000	-11.1%
Average Sale Price	\$351,698	\$395,032	-11.0%
Dollar Volume	\$21.5 Million	\$19.8 Million	8.6%
Med. Pct. of Orig. List Price Received	94.3%	93.8%	0.5%
Median Time to Contract	45 Days	53 Days	-15.1%
Median Time to Sale	86 Days	86 Days	0.0%
New Pending Sales	101	115	-12.2%
New Listings	189	143	32.2%
Pending Inventory	156	152	2.6%
Inventory (Active Listings)	508	300	69.3%
Months Supply of Inventory	5.9	3.4	73.5%



# Monthly Distressed Market - January 2024

## Townhouses and Condos

### Martin County



		January 2024	January 2023	Percent Change Year-over-Year
Traditional	Closed Sales	60	50	20.0%
	Median Sale Price	\$284,500	\$315,000	-9.7%
Foreclosure/REO	Closed Sales	1	0	N/A
	Median Sale Price	\$218,500	(No Sales)	N/A
Short Sale	Closed Sales	0	0	N/A
	Median Sale Price	(No Sales)	(No Sales)	N/A

