

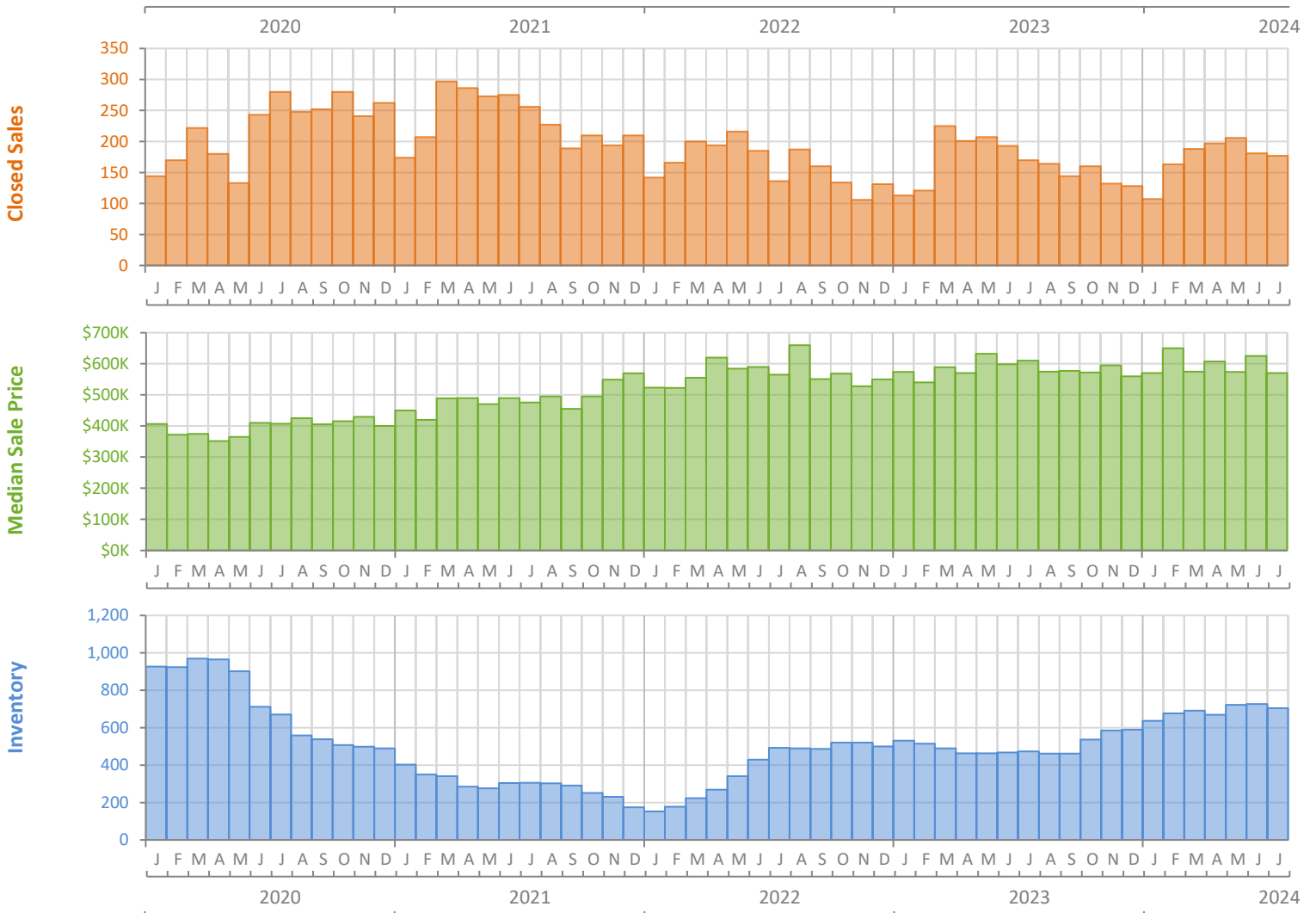
Monthly Market Summary - July 2024

Single-Family Homes

Martin County



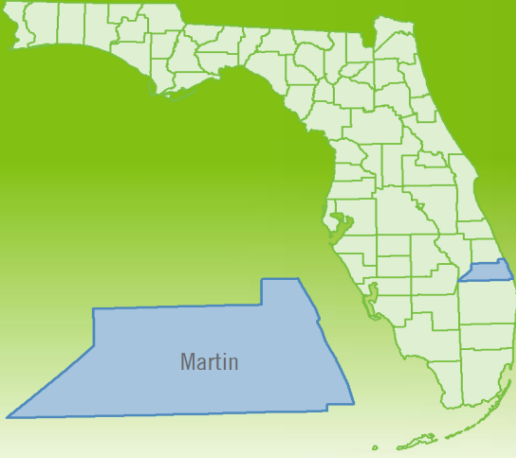
	July 2024	July 2023	Percent Change Year-over-Year
Closed Sales	177	170	4.1%
Paid in Cash	67	79	-15.2%
Median Sale Price	\$570,000	\$610,000	-6.6%
Average Sale Price	\$806,749	\$1,168,765	-31.0%
Dollar Volume	\$142.8 Million	\$198.7 Million	-28.1%
Med. Pct. of Orig. List Price Received	93.9%	96.4%	-2.6%
Median Time to Contract	33 Days	22 Days	50.0%
Median Time to Sale	75 Days	65 Days	15.4%
New Pending Sales	165	161	2.5%
New Listings	197	203	-3.0%
Pending Inventory	226	228	-0.9%
Inventory (Active Listings)	704	473	48.8%
Months Supply of Inventory	4.3	2.9	48.3%



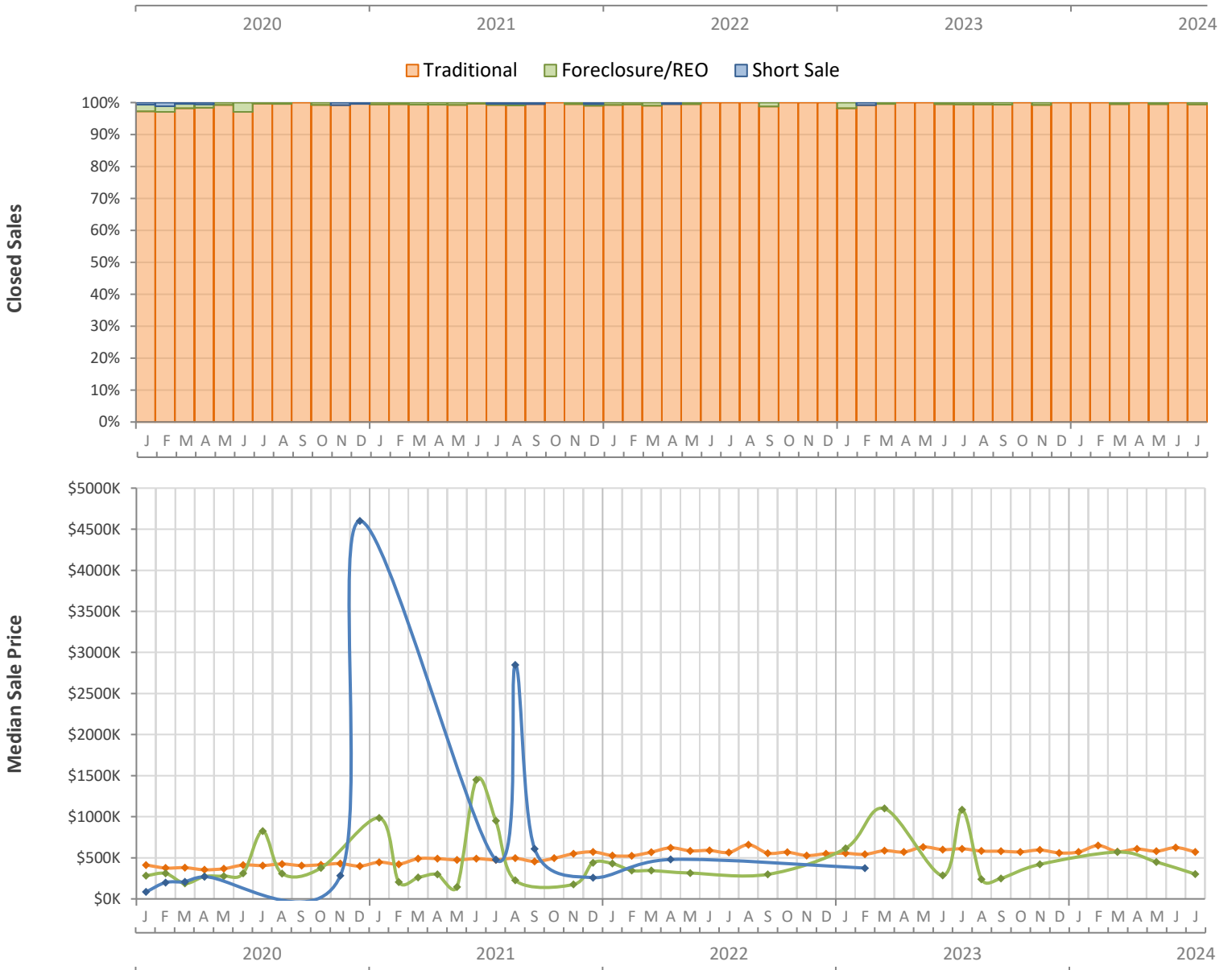
Monthly Distressed Market - July 2024

Single-Family Homes

Martin County



		July 2024	July 2023	Percent Change Year-over-Year
Traditional	Closed Sales	176	169	4.1%
	Median Sale Price	\$572,500	\$610,000	-6.1%
Foreclosure/REO	Closed Sales	1	1	0.0%
	Median Sale Price	\$301,900	\$1,084,125	-72.2%
Short Sale	Closed Sales	0	0	N/A
	Median Sale Price	(No Sales)	(No Sales)	N/A

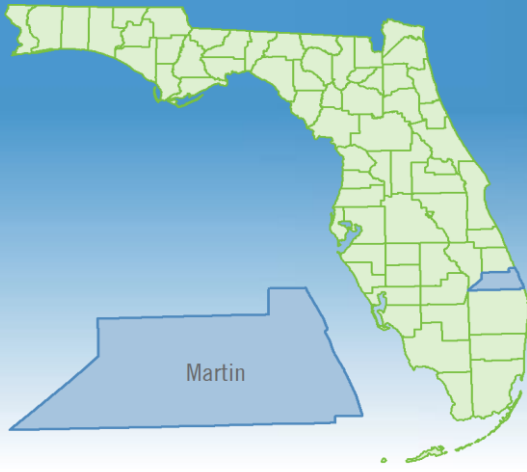


Produced by Florida REALTORS® with data provided by Florida's multiple listing services. Statistics for each month compiled from MLS feeds on the 15th day of the following month. Data released on Thursday, August 22, 2024. Next data release is Thursday, September 19, 2024.

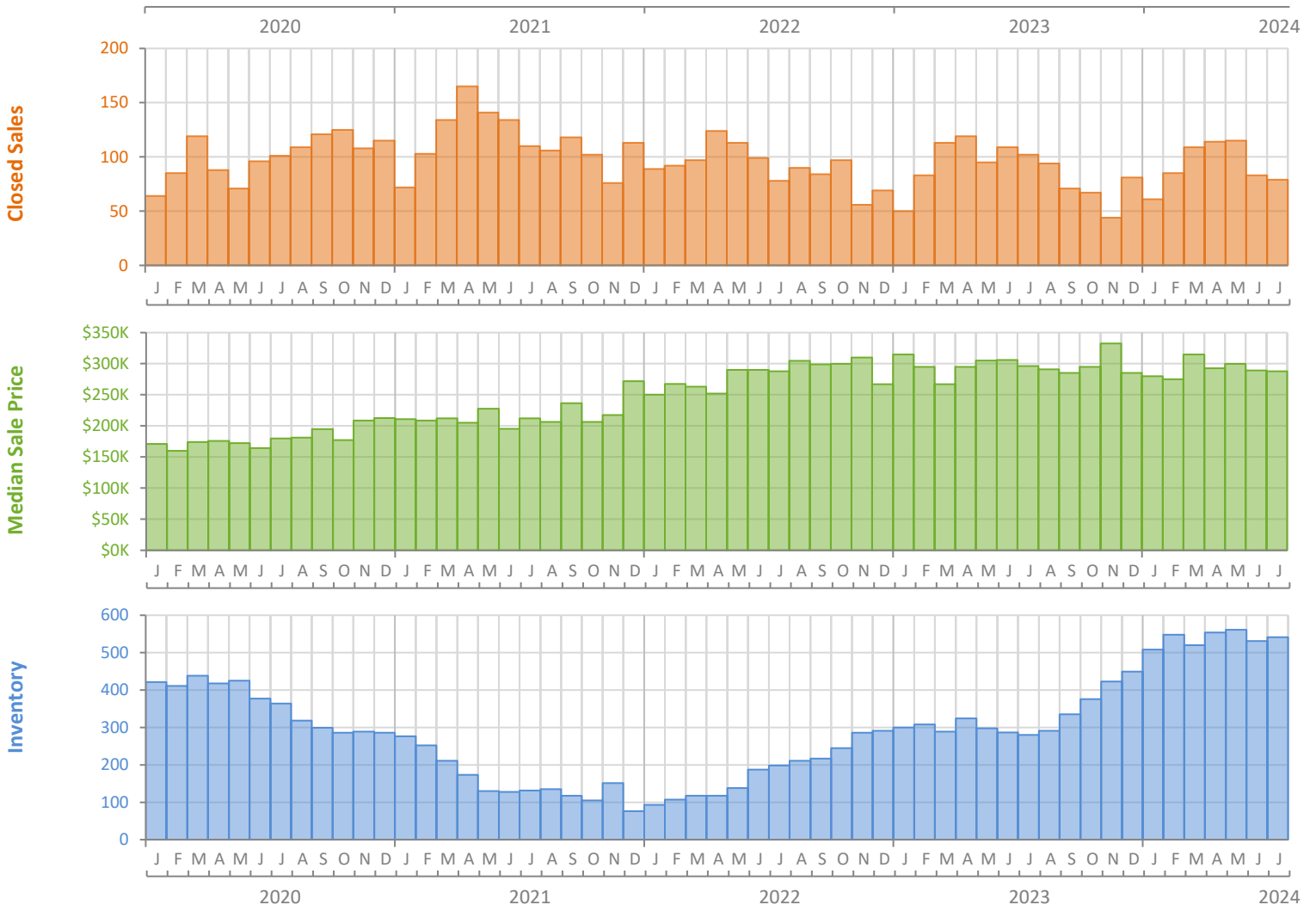
Monthly Market Summary - July 2024

Townhouses and Condos

Martin County



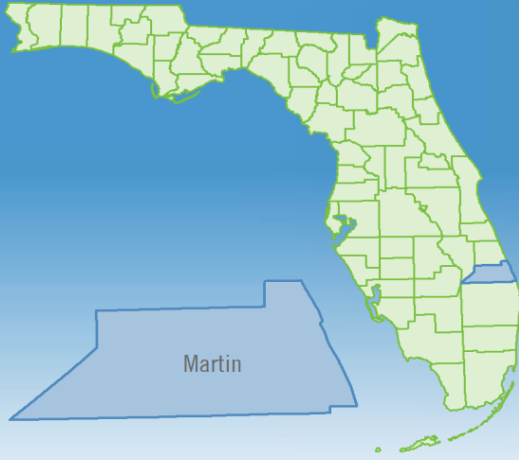
	July 2024	July 2023	Percent Change Year-over-Year
Closed Sales	79	102	-22.5%
Paid in Cash	39	46	-15.2%
Median Sale Price	\$287,625	\$296,250	-2.9%
Average Sale Price	\$369,186	\$425,949	-13.3%
Dollar Volume	\$29.2 Million	\$43.4 Million	-32.9%
Med. Pct. of Orig. List Price Received	93.6%	94.1%	-0.5%
Median Time to Contract	48 Days	60 Days	-20.0%
Median Time to Sale	92 Days	101 Days	-8.9%
New Pending Sales	54	95	-43.2%
New Listings	116	93	24.7%
Pending Inventory	91	163	-44.2%
Inventory (Active Listings)	541	280	93.2%
Months Supply of Inventory	6.5	3.1	109.7%



Monthly Distressed Market - July 2024

Townhouses and Condos

Martin County



		July 2024	July 2023	Percent Change Year-over-Year
Traditional	Closed Sales	79	102	-22.5%
	Median Sale Price	\$287,625	\$296,250	-2.9%
Foreclosure/REO	Closed Sales	0	0	N/A
	Median Sale Price	(No Sales)	(No Sales)	N/A
Short Sale	Closed Sales	0	0	N/A
	Median Sale Price	(No Sales)	(No Sales)	N/A

