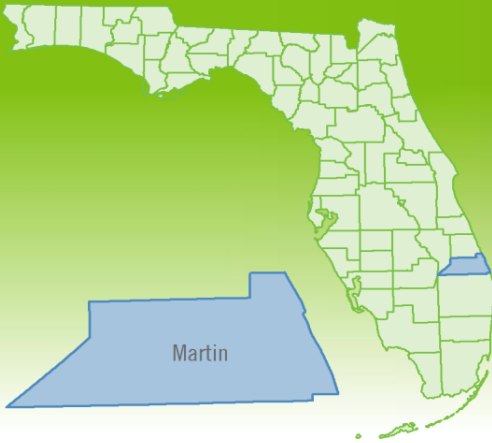


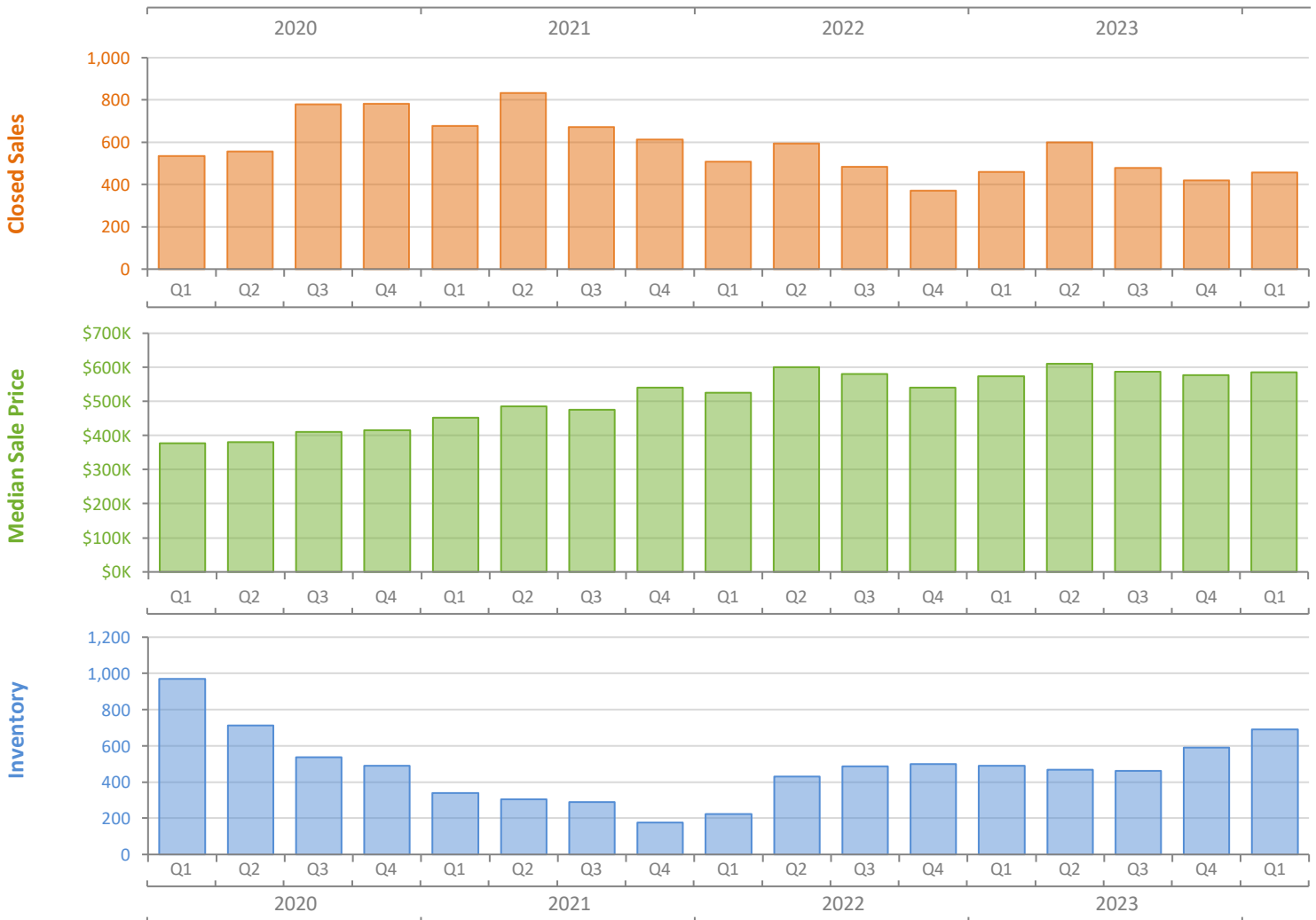
# Quarterly Market Summary - Q1 2024

## Single-Family Homes

### Martin County



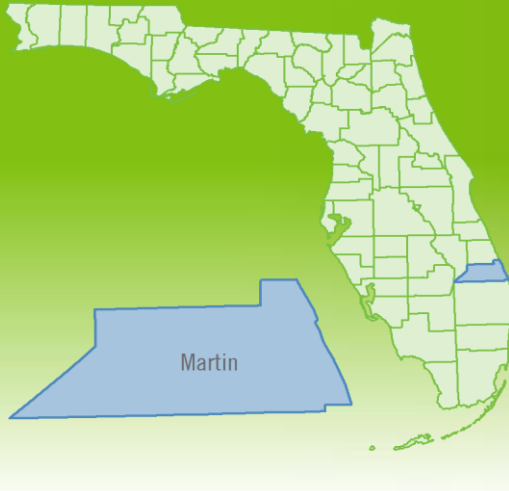
	Q1 2024	Q1 2023	Percent Change Year-over-Year
Closed Sales	458	459	-0.2%
Paid in Cash	228	247	-7.7%
Median Sale Price	\$585,000	\$574,500	1.8%
Average Sale Price	\$921,435	\$872,661	5.6%
Dollar Volume	\$422.0 Million	\$400.6 Million	5.4%
Med. Pct. of Orig. List Price Received	95.2%	94.3%	1.0%
Median Time to Contract	43 Days	38 Days	13.2%
Median Time to Sale	83 Days	80 Days	3.8%
New Pending Sales	621	612	1.5%
New Listings	786	680	15.6%
Pending Inventory	303	292	3.8%
Inventory (Active Listings)	691	489	41.3%
Months Supply of Inventory	4.2	3.1	35.5%



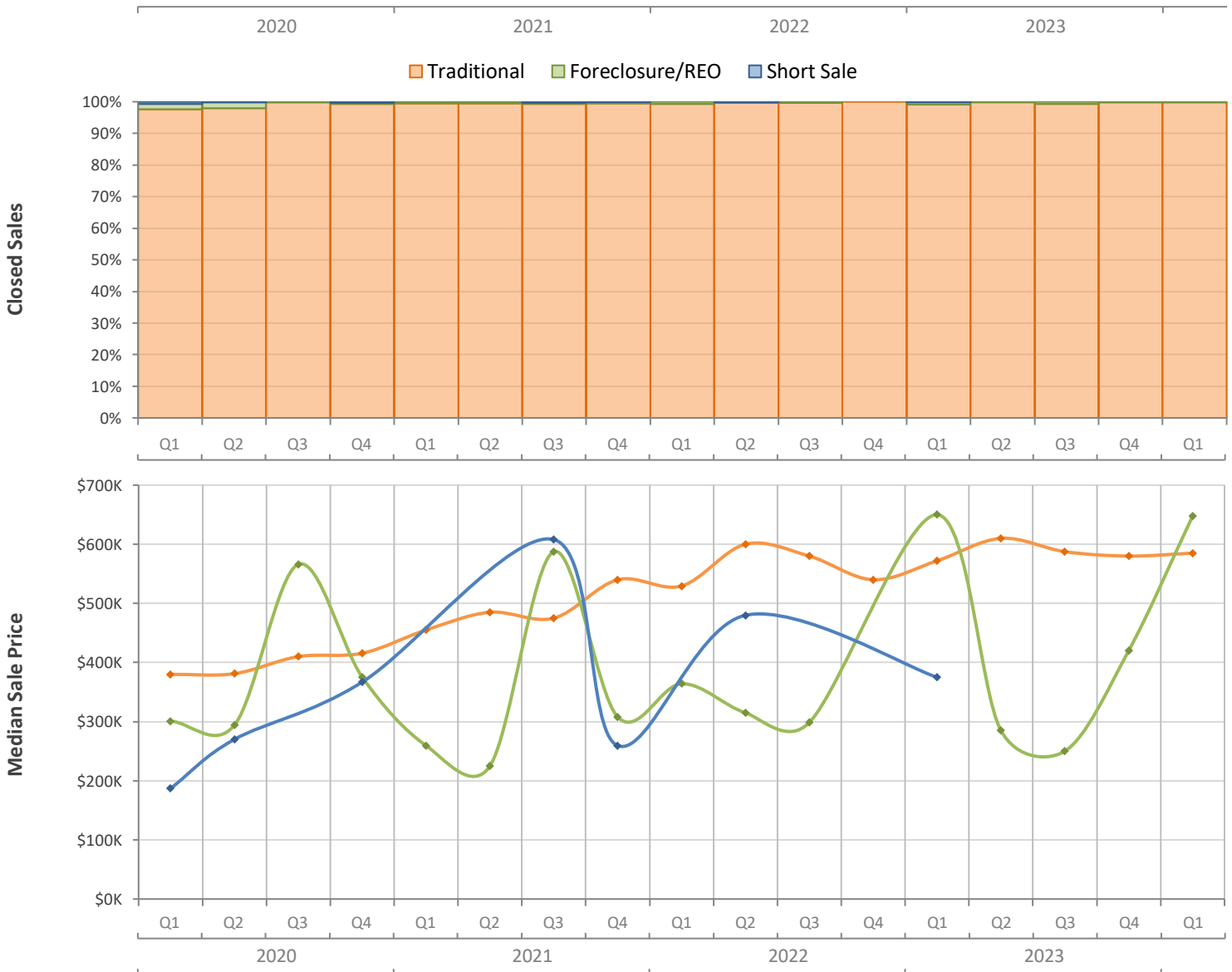
# Quarterly Distressed Market - Q1 2024

## Single-Family Homes

### Martin County



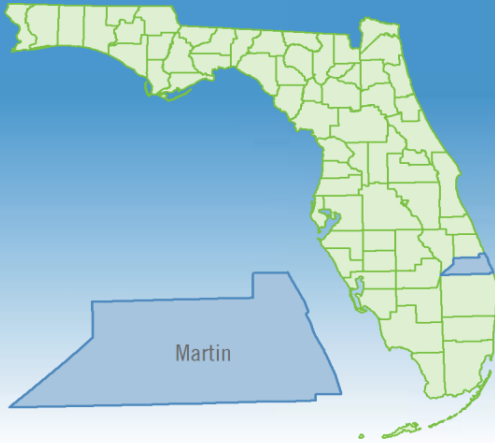
		Q1 2024	Q1 2023	Percent Change Year-over-Year
Traditional	Closed Sales	457	455	0.4%
	Median Sale Price	\$585,000	\$572,000	2.3%
Foreclosure/REO	Closed Sales	1	3	-66.7%
	Median Sale Price	\$647,500	\$650,000	-0.4%
Short Sale	Closed Sales	0	1	-100.0%
	Median Sale Price	(No Sales)	\$375,000	N/A



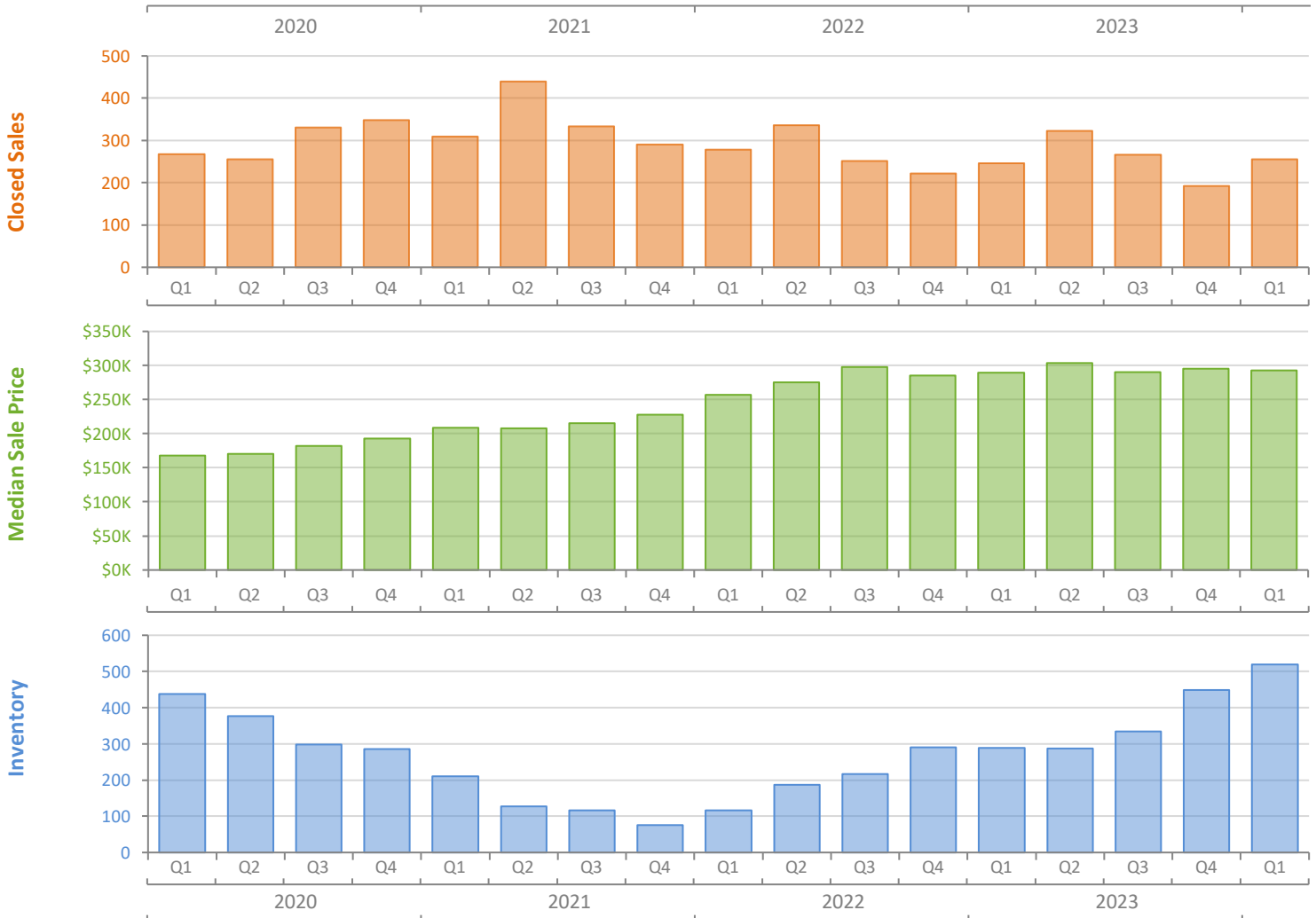
# Quarterly Market Summary - Q1 2024

## Townhouses and Condos

### Martin County



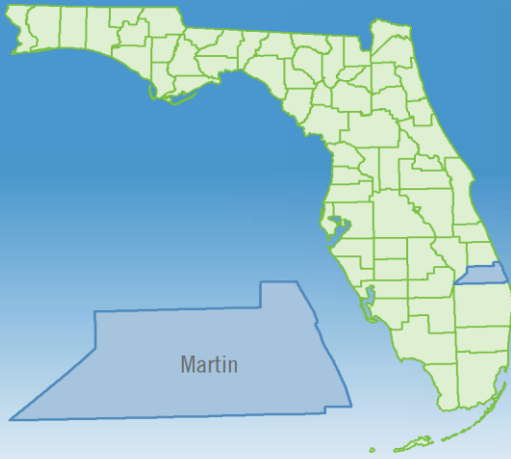
	Q1 2024	Q1 2023	Percent Change Year-over-Year
Closed Sales	255	246	3.7%
Paid in Cash	157	146	7.5%
Median Sale Price	\$292,500	\$289,500	1.0%
Average Sale Price	\$356,166	\$338,805	5.1%
Dollar Volume	\$90.8 Million	\$83.3 Million	9.0%
Med. Pct. of Orig. List Price Received	95.4%	94.4%	1.1%
Median Time to Contract	42 Days	38 Days	10.5%
Median Time to Sale	89 Days	72 Days	23.6%
New Pending Sales	323	363	-11.0%
New Listings	479	432	10.9%
Pending Inventory	168	195	-13.8%
Inventory (Active Listings)	520	289	79.9%
Months Supply of Inventory	6.0	3.3	81.8%



# Quarterly Distressed Market - Q1 2024

## Townhouses and Condos

### Martin County



		Q1 2024	Q1 2023	Percent Change Year-over-Year
Traditional	Closed Sales	252	246	2.4%
	Median Sale Price	\$294,000	\$289,500	1.6%
Foreclosure/REO	Closed Sales	3	0	N/A
	Median Sale Price	\$163,000	(No Sales)	N/A
Short Sale	Closed Sales	0	0	N/A
	Median Sale Price	(No Sales)	(No Sales)	N/A

