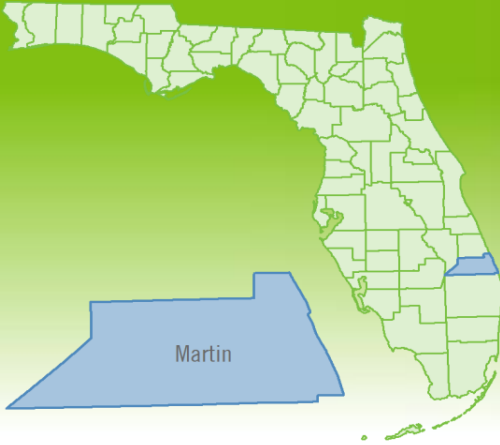


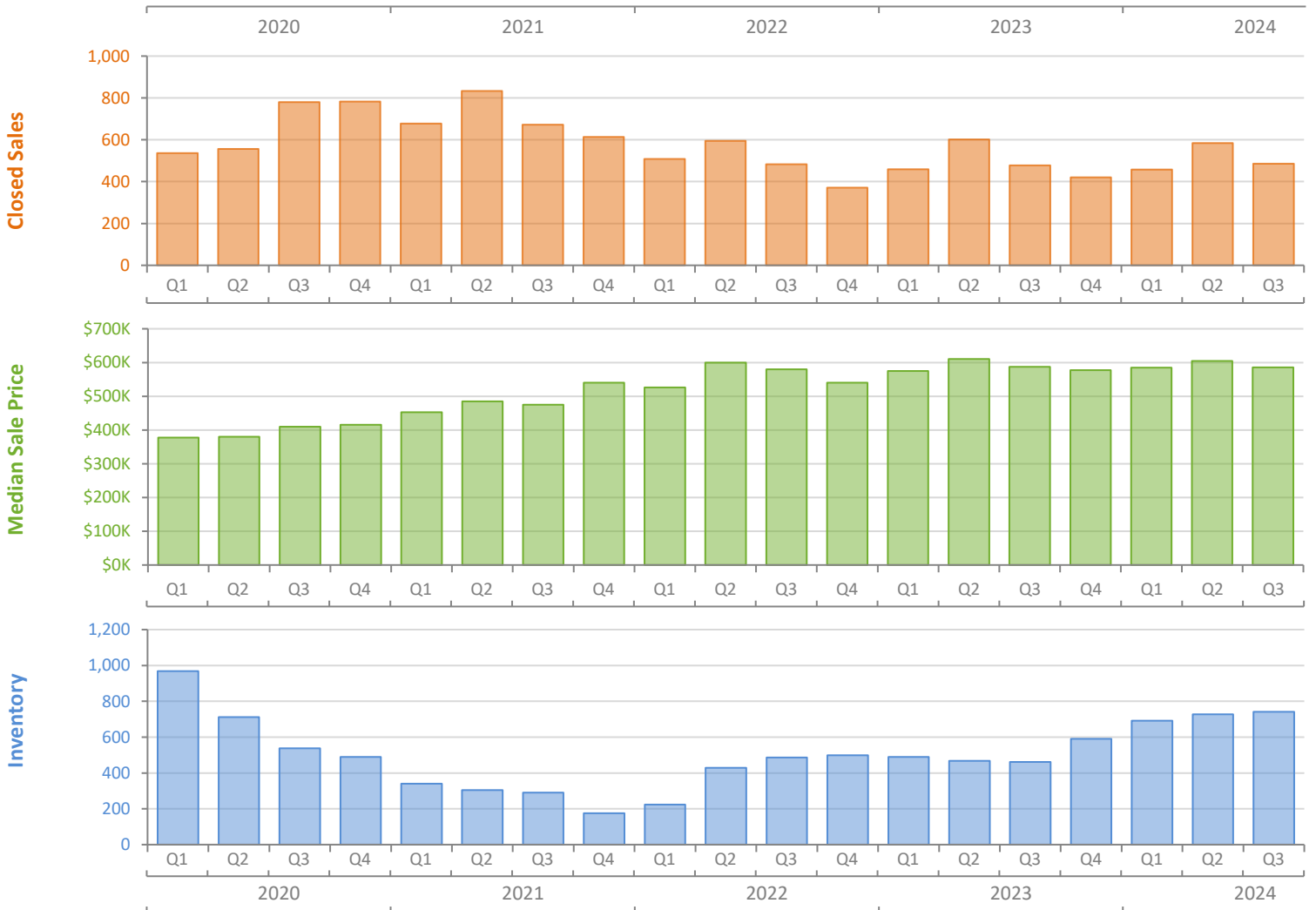
Quarterly Market Summary - Q3 2024

Single-Family Homes

Martin County



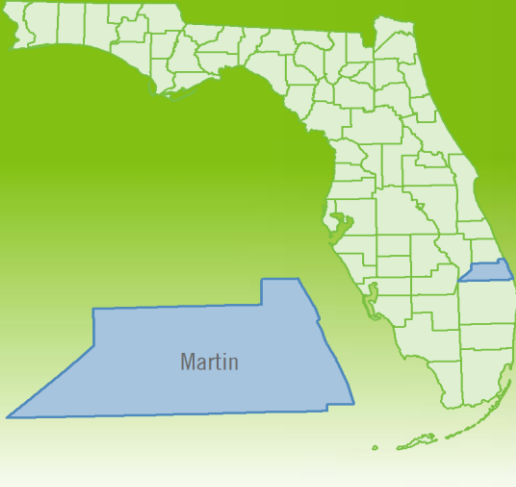
	Q3 2024	Q3 2023	Percent Change Year-over-Year
Closed Sales	486	478	1.7%
Paid in Cash	201	213	-5.6%
Median Sale Price	\$586,000	\$587,500	-0.3%
Average Sale Price	\$801,981	\$900,465	-10.9%
Dollar Volume	\$389.8 Million	\$430.4 Million	-9.4%
Med. Pct. of Orig. List Price Received	93.8%	95.9%	-2.2%
Median Time to Contract	45 Days	25 Days	80.0%
Median Time to Sale	86 Days	68 Days	26.5%
New Pending Sales	473	486	-2.7%
New Listings	633	584	8.4%
Pending Inventory	193	235	-17.9%
Inventory (Active Listings)	742	461	61.0%
Months Supply of Inventory	4.6	2.9	58.6%



Quarterly Distressed Market - Q3 2024

Single-Family Homes

Martin County



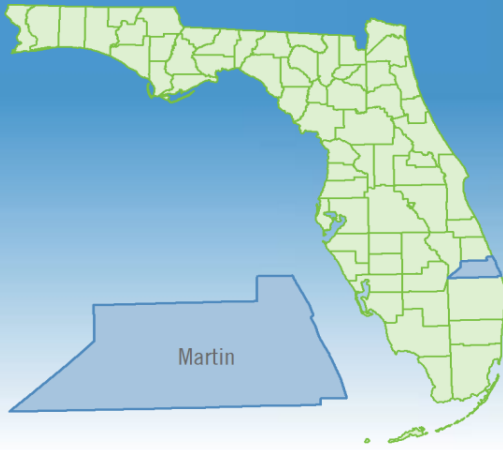
		Q3 2024	Q3 2023	Percent Change Year-over-Year
Traditional	Closed Sales	483	475	1.7%
	Median Sale Price	\$595,000	\$587,500	1.3%
Foreclosure/REO	Closed Sales	3	3	0.0%
	Median Sale Price	\$301,900	\$250,000	20.8%
Short Sale	Closed Sales	0	0	N/A
	Median Sale Price	(No Sales)	(No Sales)	N/A



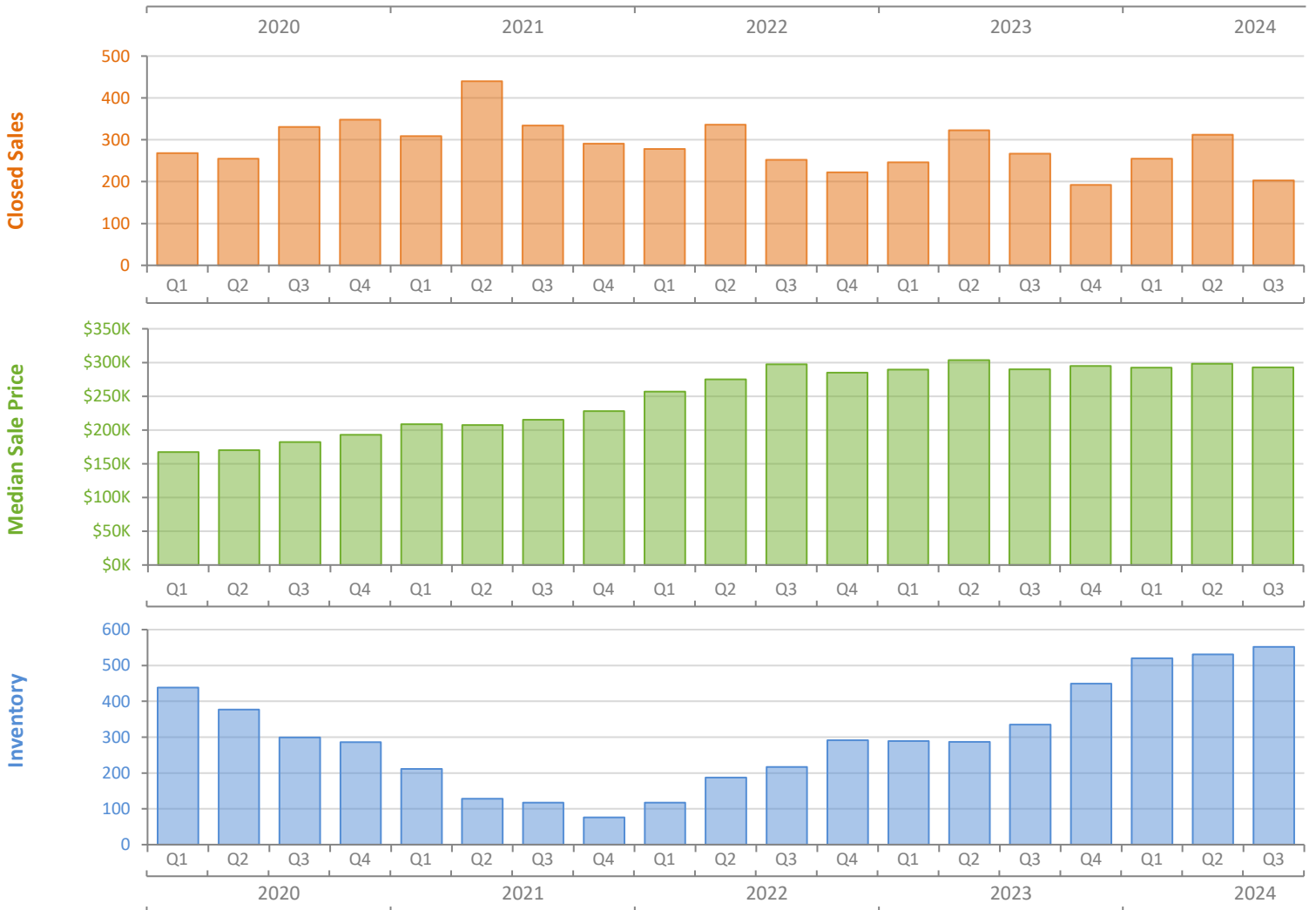
Quarterly Market Summary - Q3 2024

Townhouses and Condos

Martin County



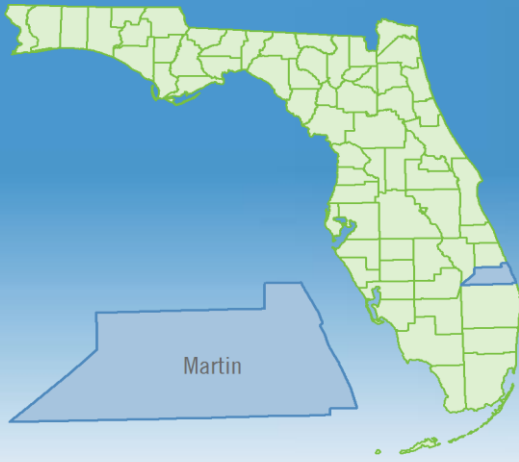
	Q3 2024	Q3 2023	Percent Change Year-over-Year
Closed Sales	203	267	-24.0%
Paid in Cash	105	151	-30.5%
Median Sale Price	\$293,000	\$290,000	1.0%
Average Sale Price	\$359,863	\$375,391	-4.1%
Dollar Volume	\$73.1 Million	\$100.2 Million	-27.1%
Med. Pct. of Orig. List Price Received	93.0%	94.6%	-1.7%
Median Time to Contract	62 Days	46 Days	34.8%
Median Time to Sale	121 Days	83 Days	45.8%
New Pending Sales	197	248	-20.6%
New Listings	349	334	4.5%
Pending Inventory	105	127	-17.3%
Inventory (Active Listings)	552	335	64.8%
Months Supply of Inventory	6.9	3.8	81.6%



Quarterly Distressed Market - Q3 2024

Townhouses and Condos

Martin County



		Q3 2024	Q3 2023	Percent Change Year-over-Year
Traditional	Closed Sales	203	267	-24.0%
	Median Sale Price	\$293,000	\$290,000	1.0%
Foreclosure/REO	Closed Sales	0	0	N/A
	Median Sale Price	(No Sales)	(No Sales)	N/A
Short Sale	Closed Sales	0	0	N/A
	Median Sale Price	(No Sales)	(No Sales)	N/A

