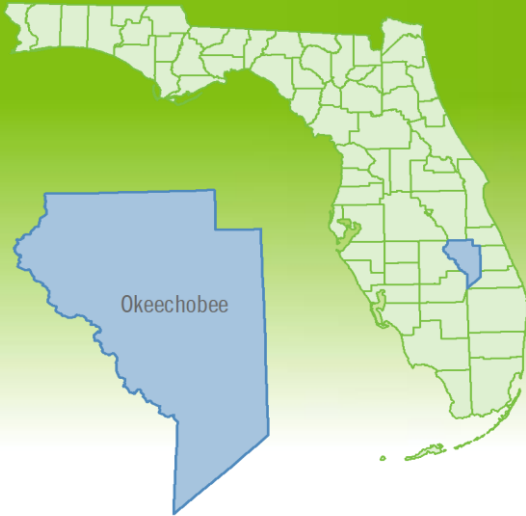


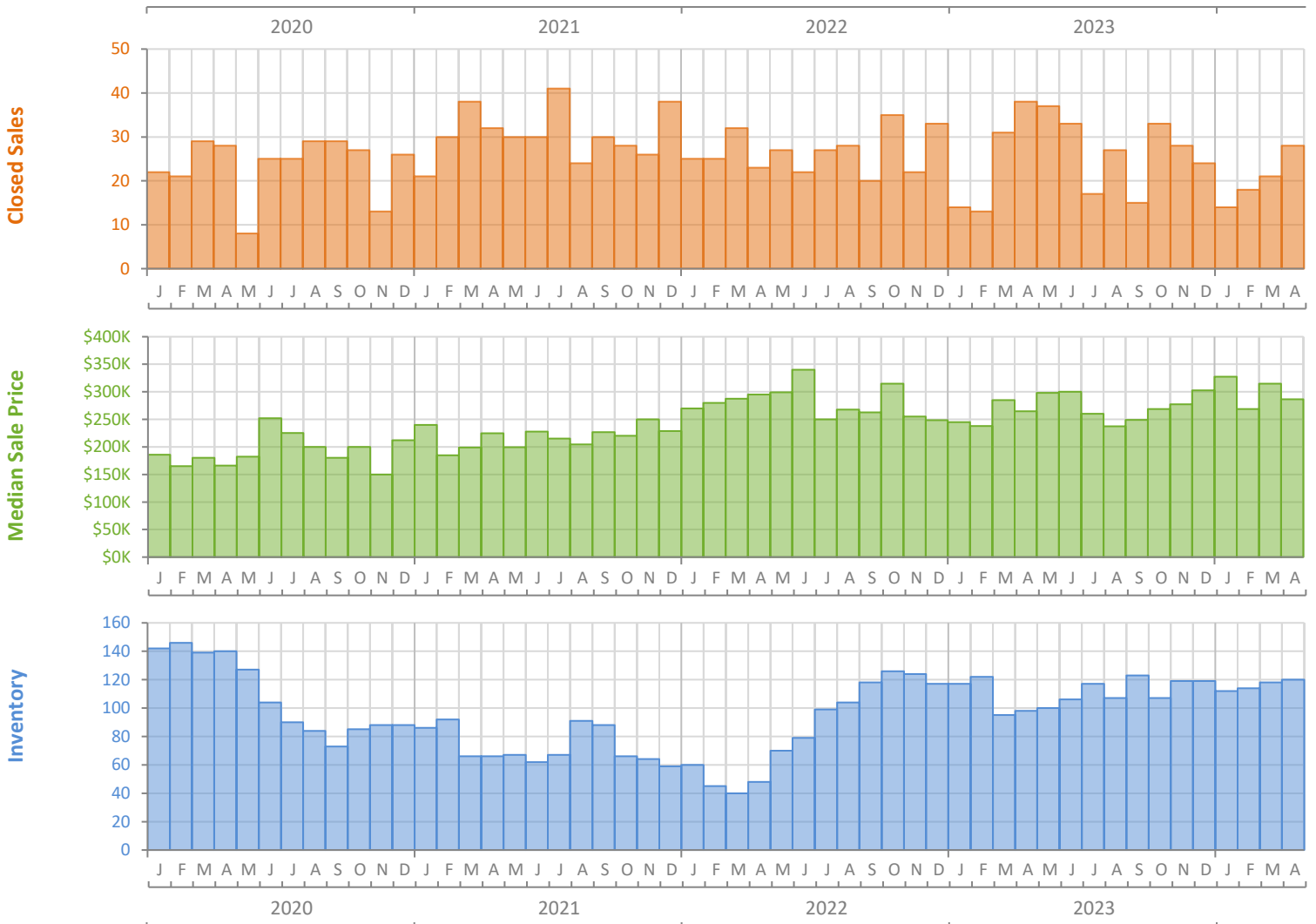
Monthly Market Summary - April 2024

Single-Family Homes

Okeechobee County



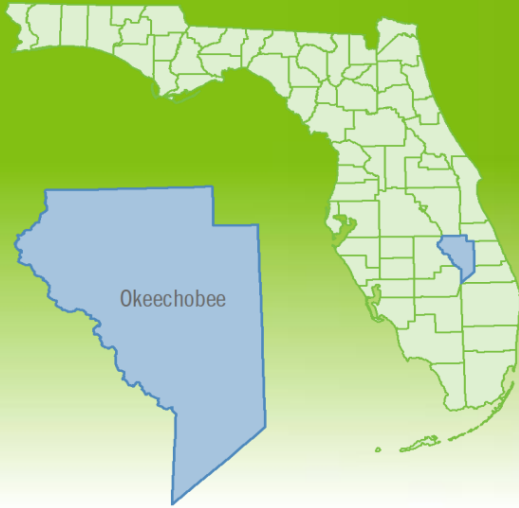
	April 2024	April 2023	Percent Change Year-over-Year
Closed Sales	28	38	-26.3%
Paid in Cash	8	12	-33.3%
Median Sale Price	\$286,490	\$264,500	8.3%
Average Sale Price	\$315,908	\$268,359	17.7%
Dollar Volume	\$8.8 Million	\$10.2 Million	-13.3%
Med. Pct. of Orig. List Price Received	98.2%	97.1%	1.1%
Median Time to Contract	23 Days	44 Days	-47.7%
Median Time to Sale	64 Days	79 Days	-19.0%
New Pending Sales	35	32	9.4%
New Listings	39	35	11.4%
Pending Inventory	53	55	-3.6%
Inventory (Active Listings)	120	98	22.4%
Months Supply of Inventory	4.9	3.8	28.9%



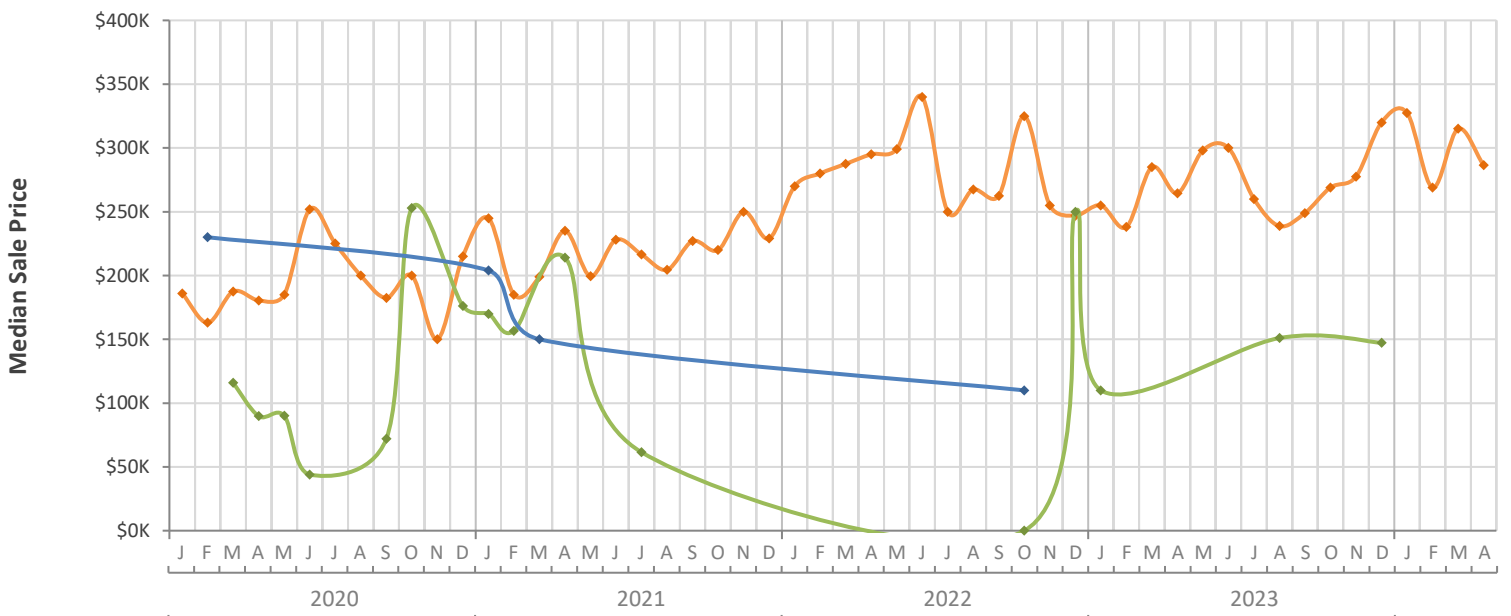
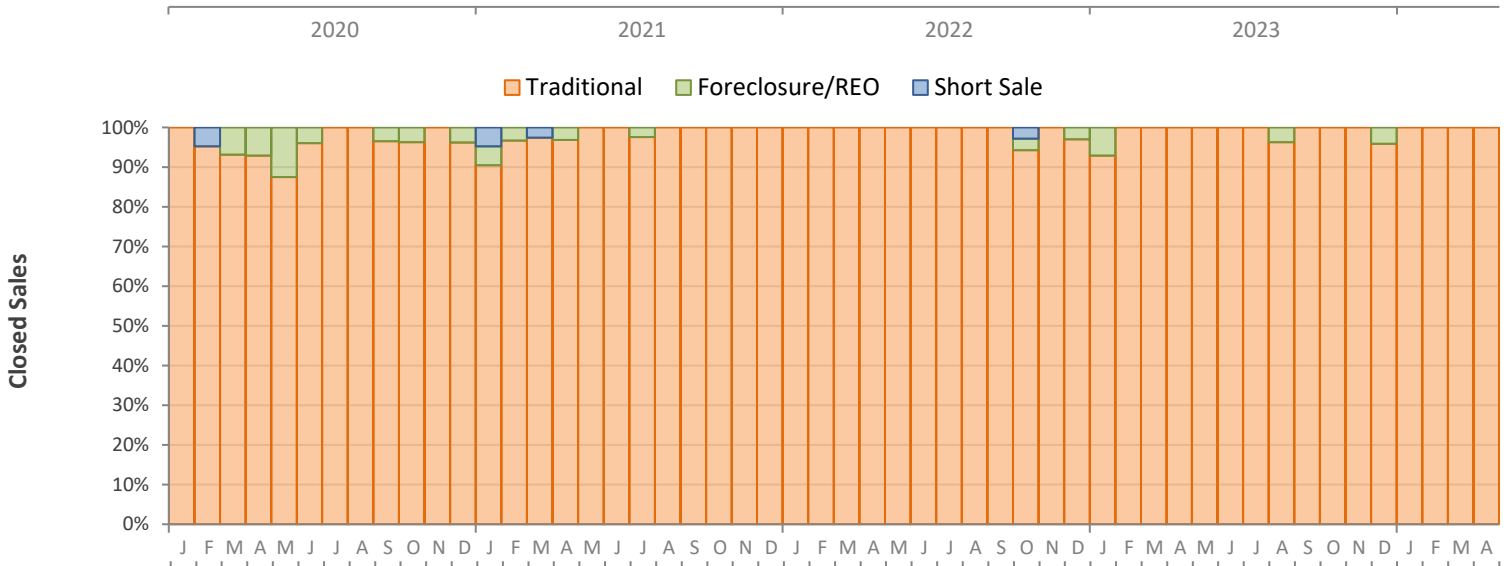
Monthly Distressed Market - April 2024

Single-Family Homes

Okeechobee County



		April 2024	April 2023	Percent Change Year-over-Year
Traditional	Closed Sales	28	38	-26.3%
	Median Sale Price	\$286,490	\$264,500	8.3%
Foreclosure/REO	Closed Sales	0	0	N/A
	Median Sale Price	(No Sales)	(No Sales)	N/A
Short Sale	Closed Sales	0	0	N/A
	Median Sale Price	(No Sales)	(No Sales)	N/A



Produced by Florida REALTORS® with data provided by Florida's multiple listing services. Statistics for each month compiled from MLS feeds on the 15th day of the following month. Data released on Wednesday, May 22, 2024. Next data release is Friday, June 21, 2024.

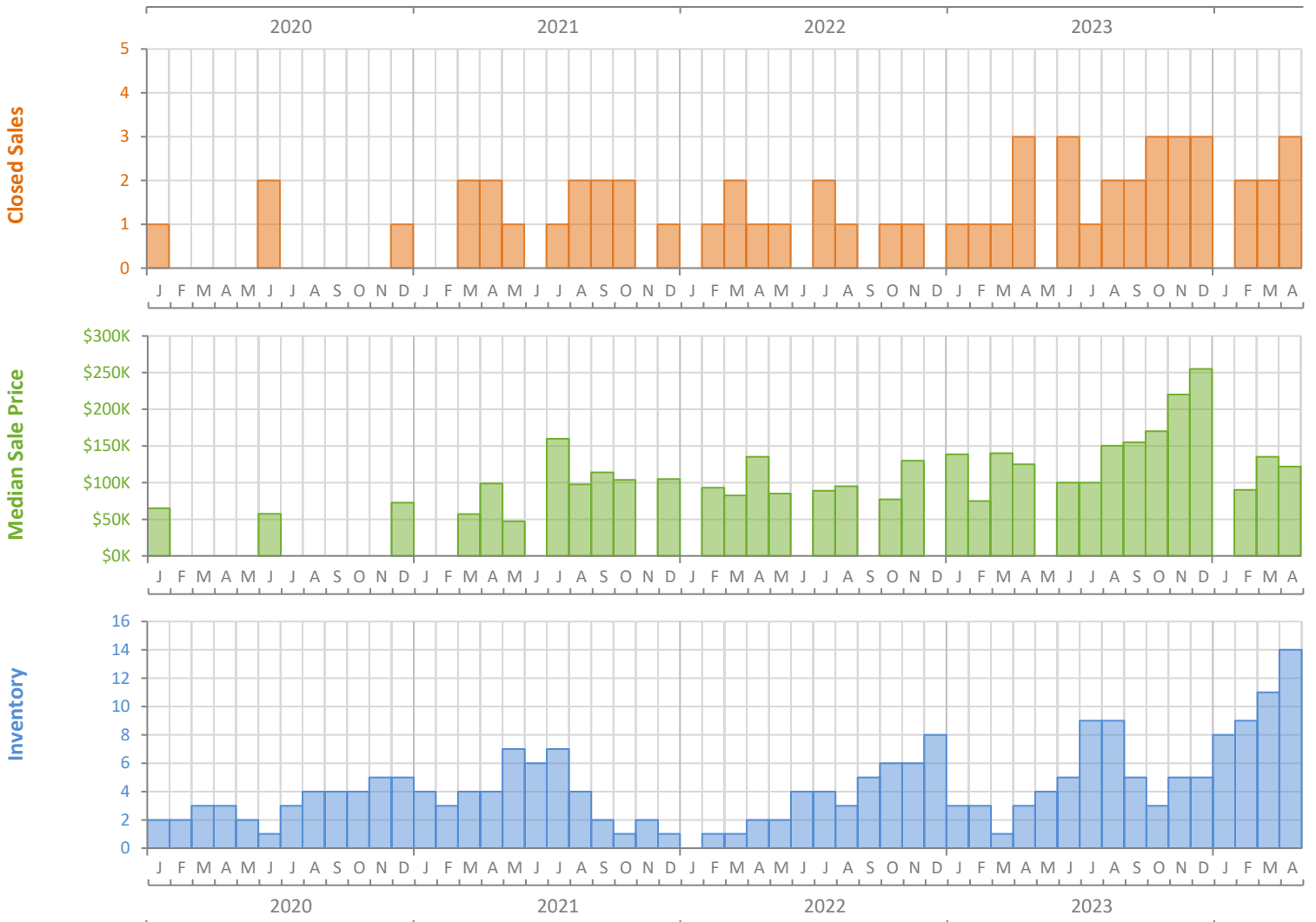
Monthly Market Summary - April 2024

Townhouses and Condos

Okeechobee County



	April 2024	April 2023	Percent Change Year-over-Year
Closed Sales	3	3	0.0%
Paid in Cash	1	3	-66.7%
Median Sale Price	\$122,000	\$125,000	-2.4%
Average Sale Price	\$109,000	\$117,333	-7.1%
Dollar Volume	\$327,000	\$351,999	-7.1%
Med. Pct. of Orig. List Price Received	87.5%	92.9%	-5.8%
Median Time to Contract	56 Days	39 Days	43.6%
Median Time to Sale	92 Days	60 Days	53.3%
New Pending Sales	2	1	100.0%
New Listings	5	5	0.0%
Pending Inventory	3	2	50.0%
Inventory (Active Listings)	14	3	366.7%
Months Supply of Inventory	7.0	3.0	133.3%



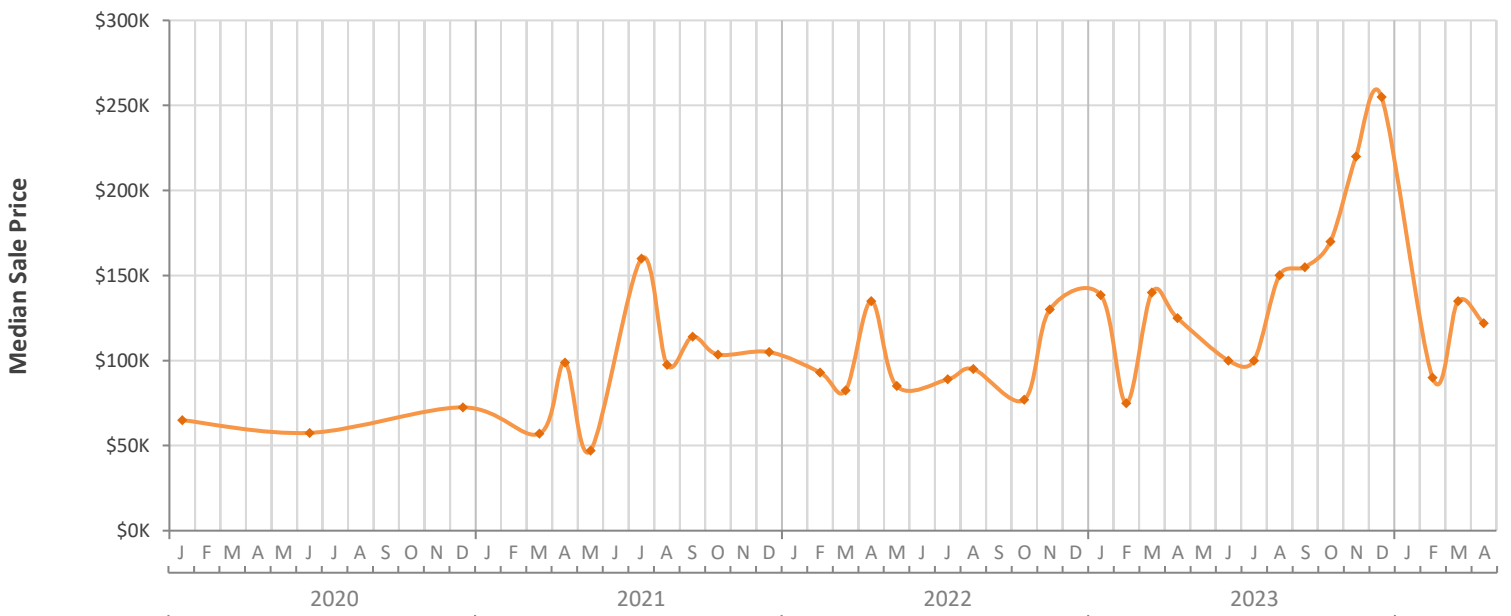
Monthly Distressed Market - April 2024

Townhouses and Condos

Okeechobee County



		April 2024	April 2023	Percent Change Year-over-Year
Traditional	Closed Sales	3	3	0.0%
	Median Sale Price	\$122,000	\$125,000	-2.4%
Foreclosure/REO	Closed Sales	0	0	N/A
	Median Sale Price	(No Sales)	(No Sales)	N/A
Short Sale	Closed Sales	0	0	N/A
	Median Sale Price	(No Sales)	(No Sales)	N/A



Produced by Florida REALTORS® with data provided by Florida's multiple listing services. Statistics for each month compiled from MLS feeds on the 15th day of the following month. Data released on Wednesday, May 22, 2024. Next data release is Friday, June 21, 2024.