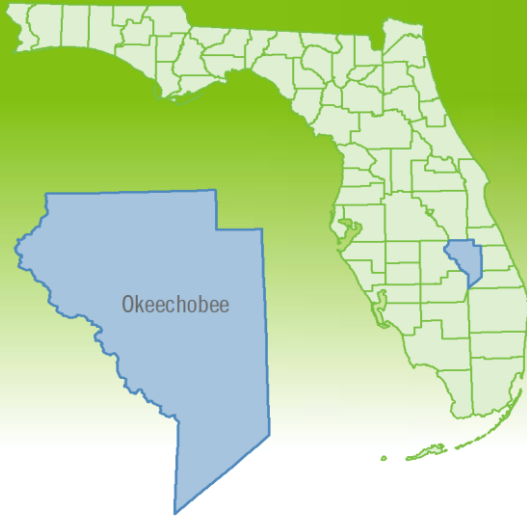


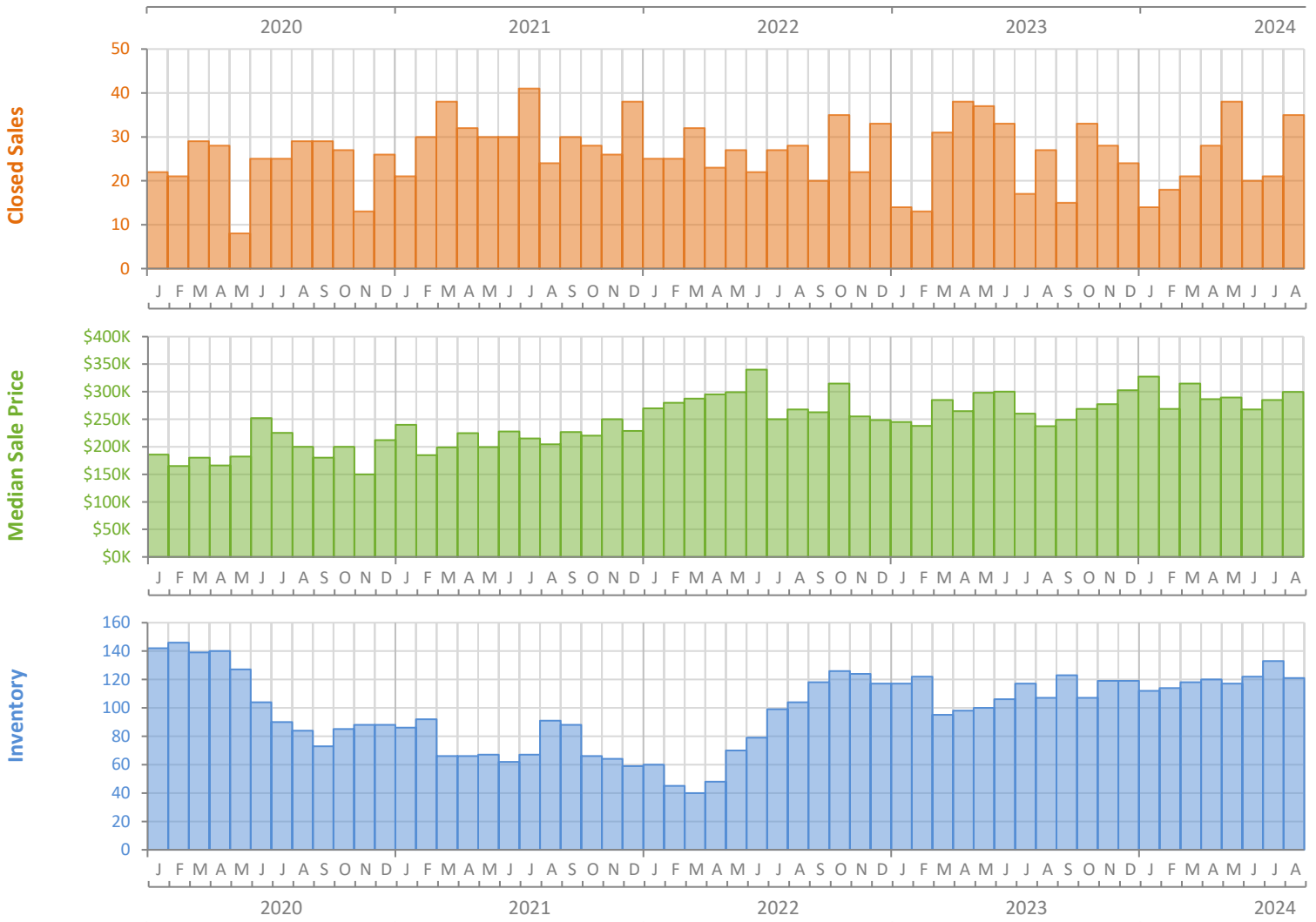
Monthly Market Summary - August 2024

Single-Family Homes

Okeechobee County



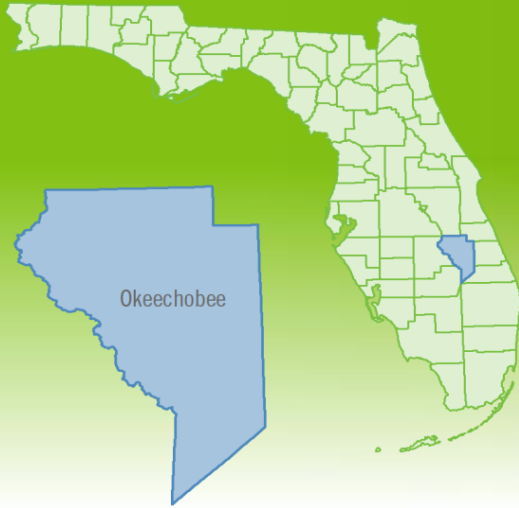
	August 2024	August 2023	Percent Change Year-over-Year
Closed Sales	35	27	29.6%
Paid in Cash	9	10	-10.0%
Median Sale Price	\$299,500	\$237,500	26.1%
Average Sale Price	\$319,609	\$272,074	17.5%
Dollar Volume	\$11.2 Million	\$7.3 Million	52.3%
Med. Pct. of Orig. List Price Received	93.2%	97.3%	-4.2%
Median Time to Contract	46 Days	17 Days	170.6%
Median Time to Sale	91 Days	62 Days	46.8%
New Pending Sales	34	28	21.4%
New Listings	37	32	15.6%
Pending Inventory	50	36	38.9%
Inventory (Active Listings)	121	107	13.1%
Months Supply of Inventory	4.9	4.0	22.5%



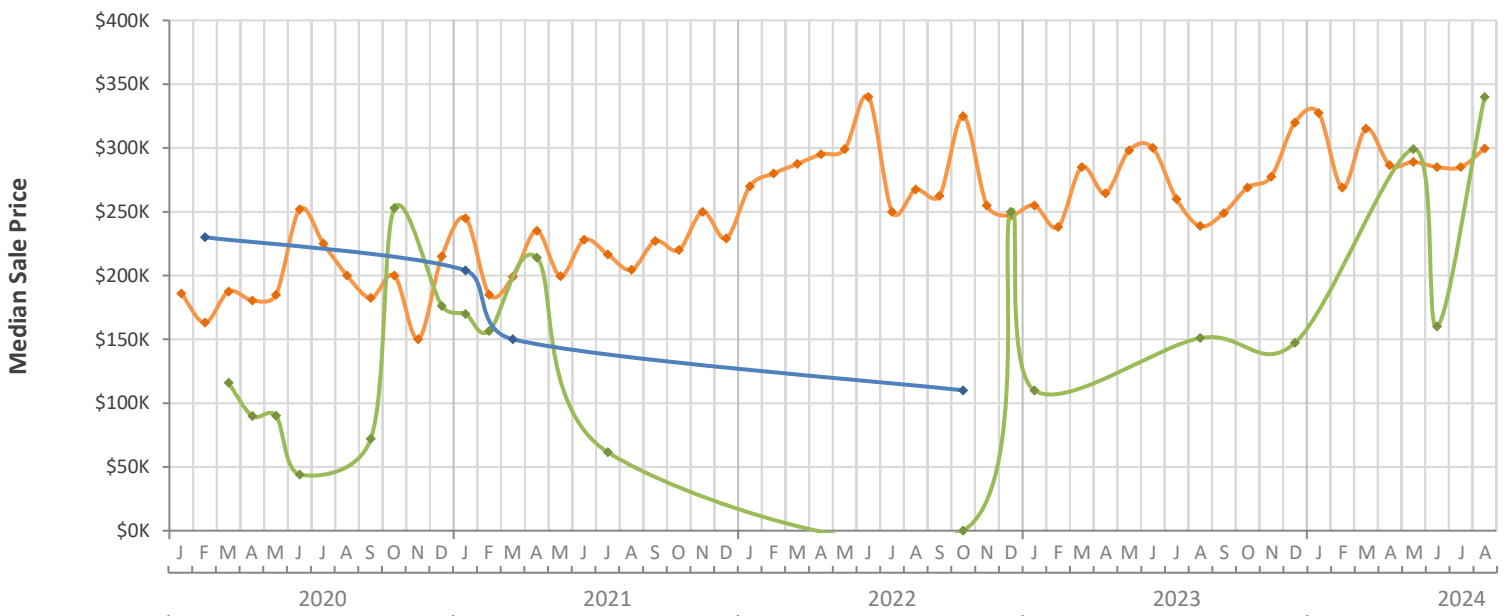
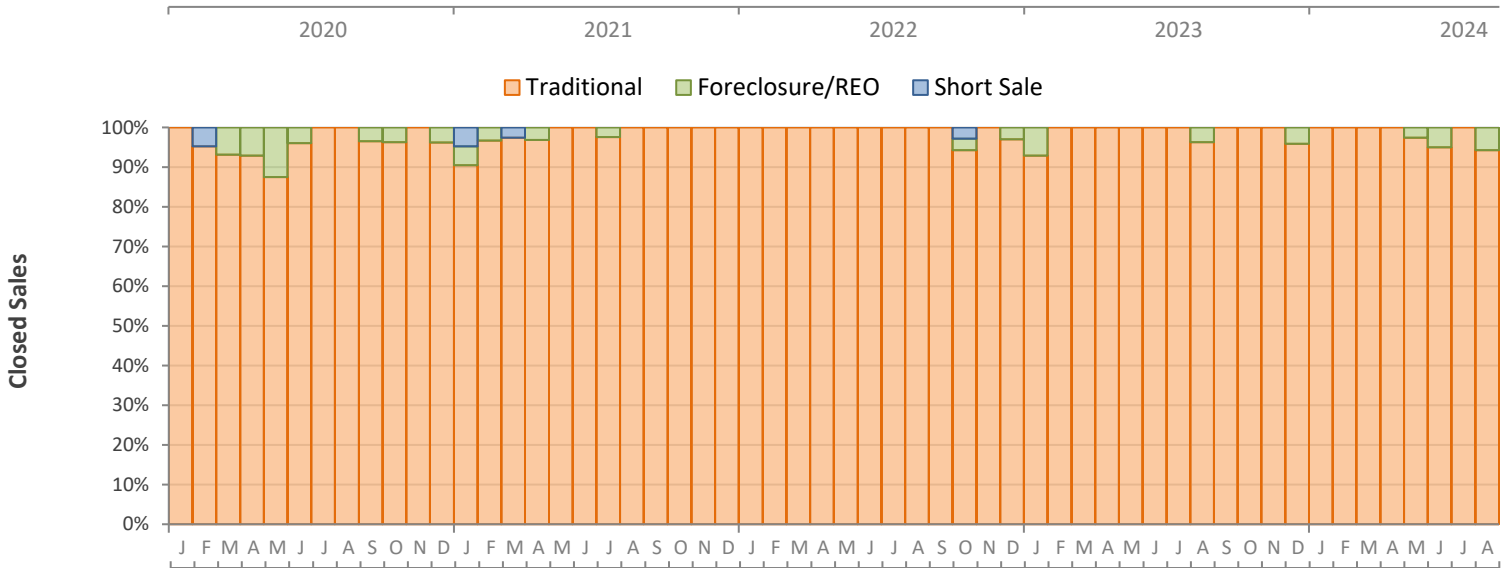
Monthly Distressed Market - August 2024

Single-Family Homes

Okeechobee County



		August 2024	August 2023	Percent Change Year-over-Year
Traditional	Closed Sales	33	26	26.9%
	Median Sale Price	\$299,500	\$238,750	25.4%
Foreclosure/REO	Closed Sales	2	1	100.0%
	Median Sale Price	\$340,000	\$151,000	125.2%
Short Sale	Closed Sales	0	0	N/A
	Median Sale Price	(No Sales)	(No Sales)	N/A



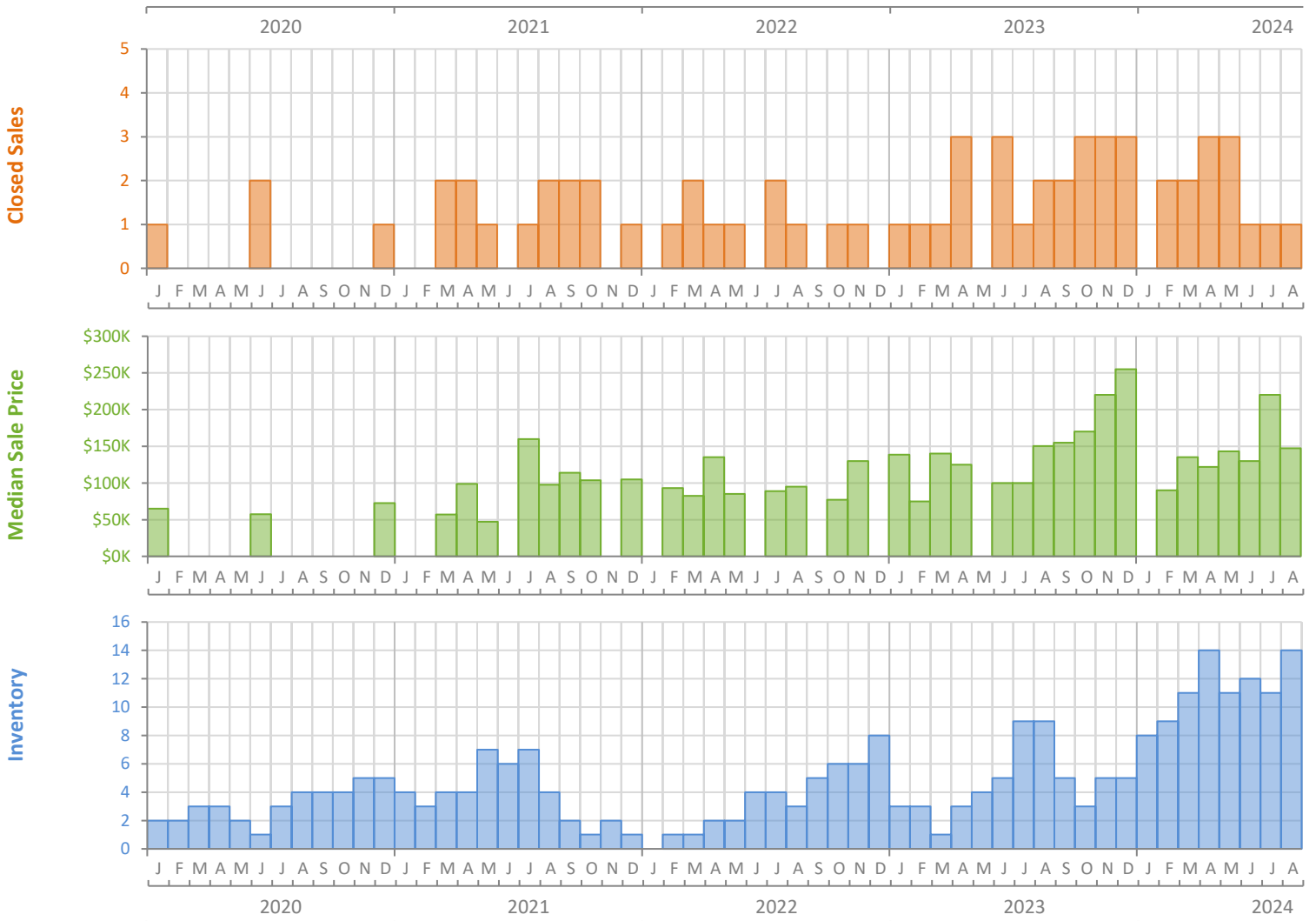
Monthly Market Summary - August 2024

Townhouses and Condos

Okeechobee County



	August 2024	August 2023	Percent Change Year-over-Year
Closed Sales	1	2	-50.0%
Paid in Cash	0	1	-100.0%
Median Sale Price	\$147,500	\$150,250	-1.8%
Average Sale Price	\$147,500	\$150,250	-1.8%
Dollar Volume	\$147,500	\$300,500	-50.9%
Med. Pct. of Orig. List Price Received	98.4%	99.9%	-1.5%
Median Time to Contract	68 Days	5 Days	1260.0%
Median Time to Sale	100 Days	35 Days	185.7%
New Pending Sales	0	2	-100.0%
New Listings	3	1	200.0%
Pending Inventory	0	3	-100.0%
Inventory (Active Listings)	14	9	55.6%
Months Supply of Inventory	7.0	7.7	-9.1%



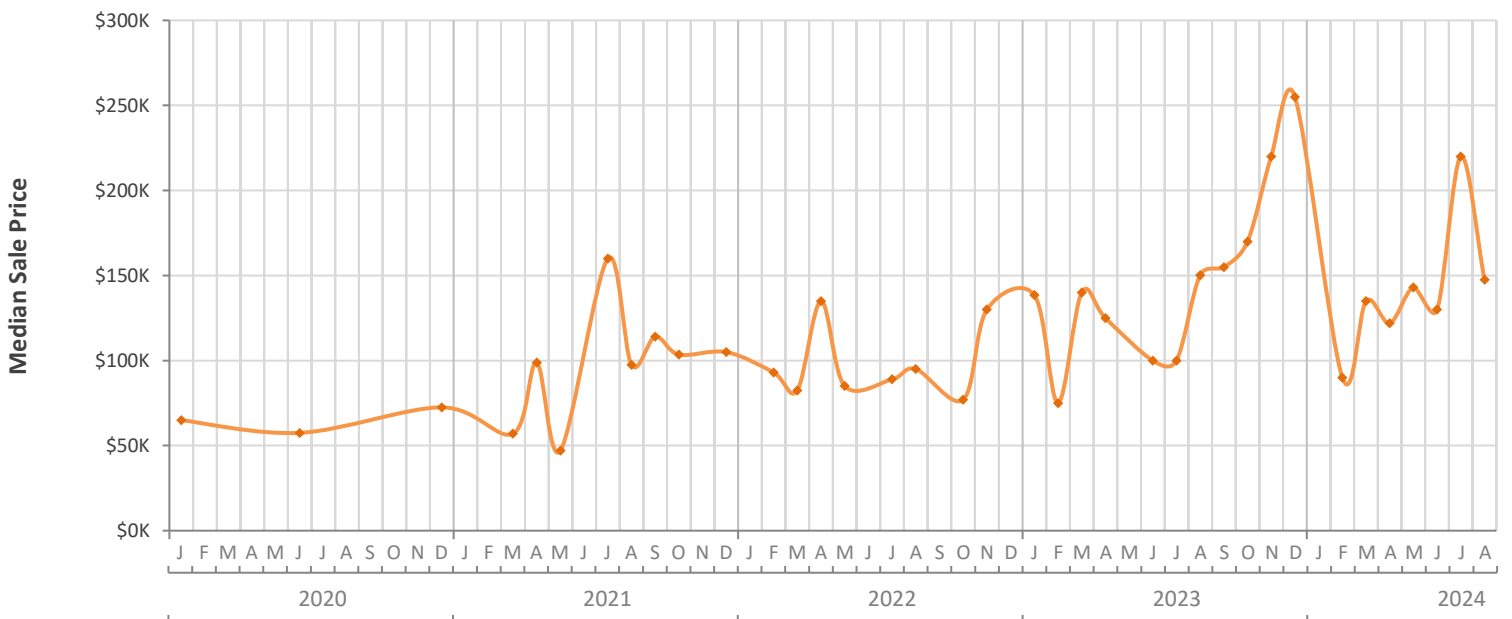
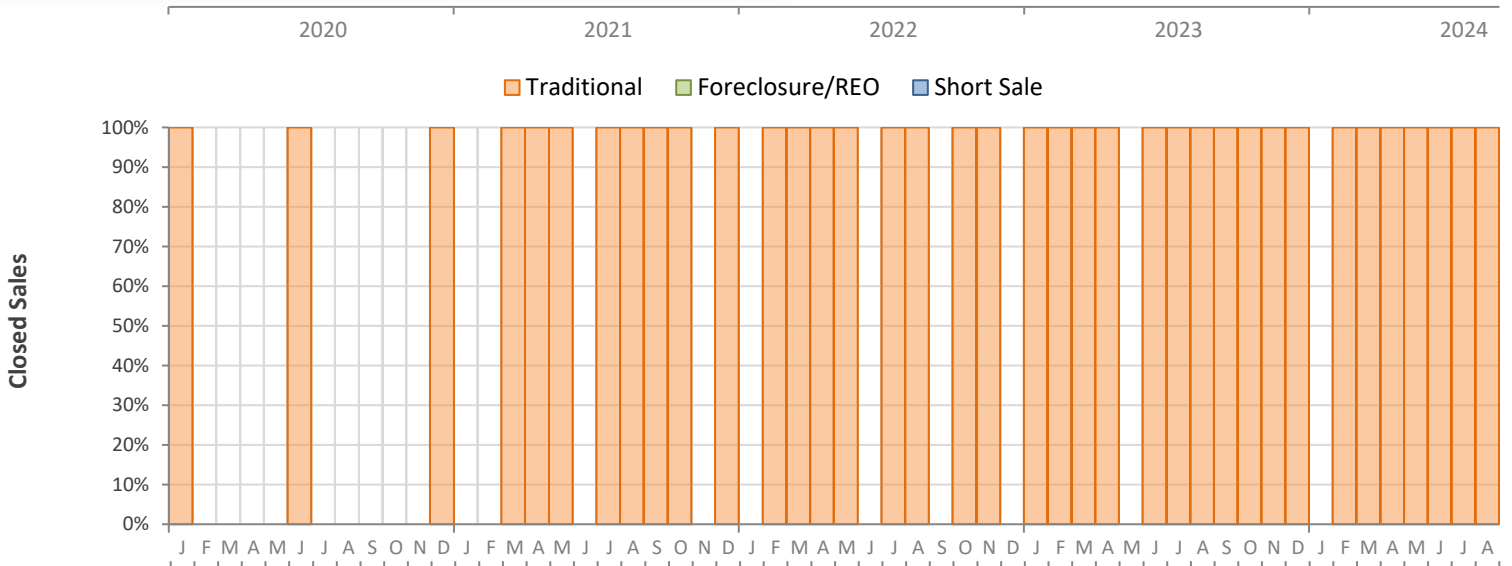
Monthly Distressed Market - August 2024

Townhouses and Condos

Okeechobee County



		August 2024	August 2023	Percent Change Year-over-Year
Traditional	Closed Sales	1	2	-50.0%
	Median Sale Price	\$147,500	\$150,250	-1.8%
Foreclosure/REO	Closed Sales	0	0	N/A
	Median Sale Price	(No Sales)	(No Sales)	N/A
Short Sale	Closed Sales	0	0	N/A
	Median Sale Price	(No Sales)	(No Sales)	N/A



Produced by Florida REALTORS® with data provided by Florida's multiple listing services. Statistics for each month compiled from MLS feeds on the 15th day of the following month. Data released on Thursday, September 19, 2024. Next data release is Wednesday, October 23, 2024.