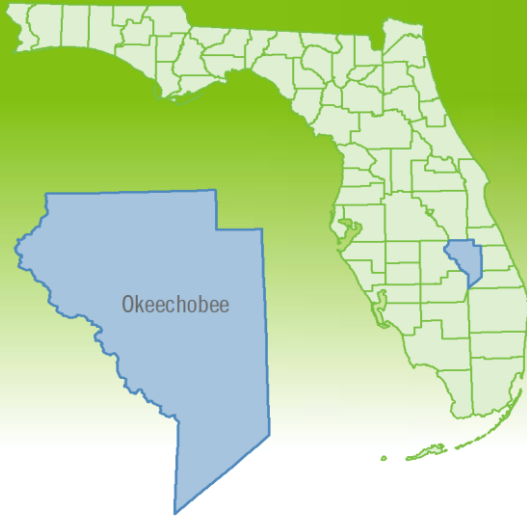


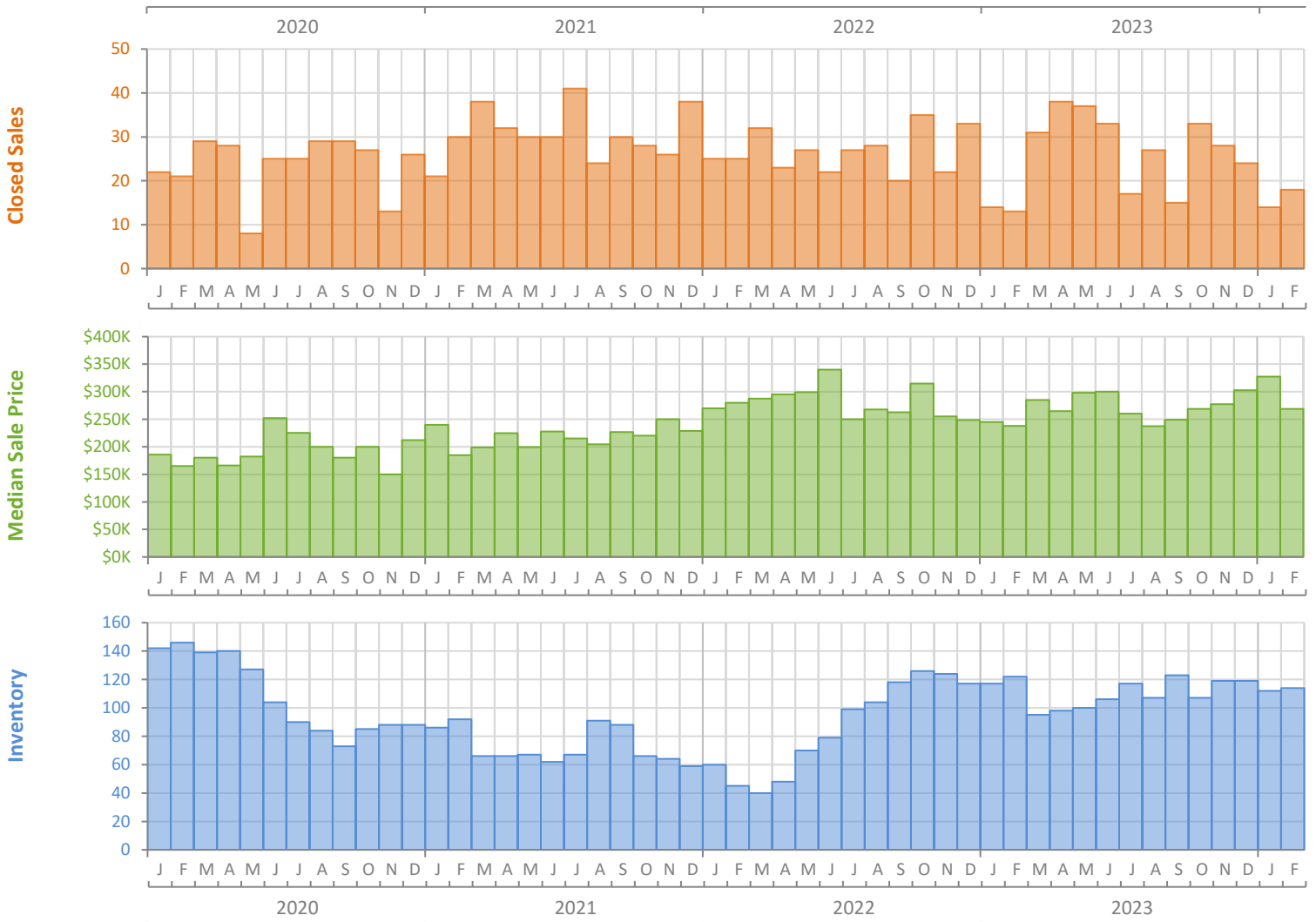
Monthly Market Summary - February 2024

Single-Family Homes

Okeechobee County



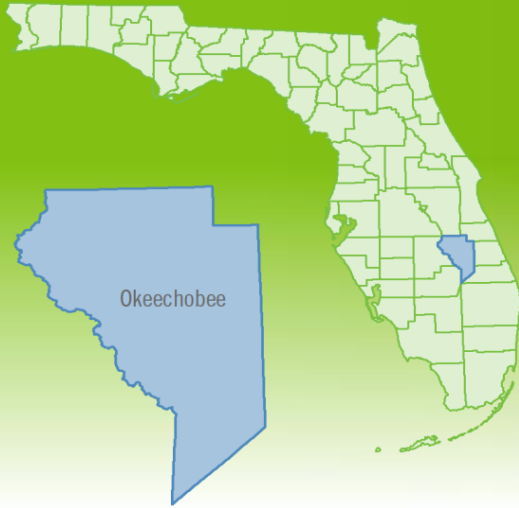
	February 2024	February 2023	Percent Change Year-over-Year
Closed Sales	18	13	38.5%
Paid in Cash	12	2	500.0%
Median Sale Price	\$268,850	\$238,000	13.0%
Average Sale Price	\$275,261	\$288,300	-4.5%
Dollar Volume	\$5.0 Million	\$3.7 Million	32.2%
Med. Pct. of Orig. List Price Received	94.0%	92.0%	2.2%
Median Time to Contract	50 Days	88 Days	-43.2%
Median Time to Sale	80 Days	131 Days	-38.9%
New Pending Sales	25	28	-10.7%
New Listings	33	36	-8.3%
Pending Inventory	41	49	-16.3%
Inventory (Active Listings)	114	122	-6.6%
Months Supply of Inventory	4.3	4.9	-12.2%



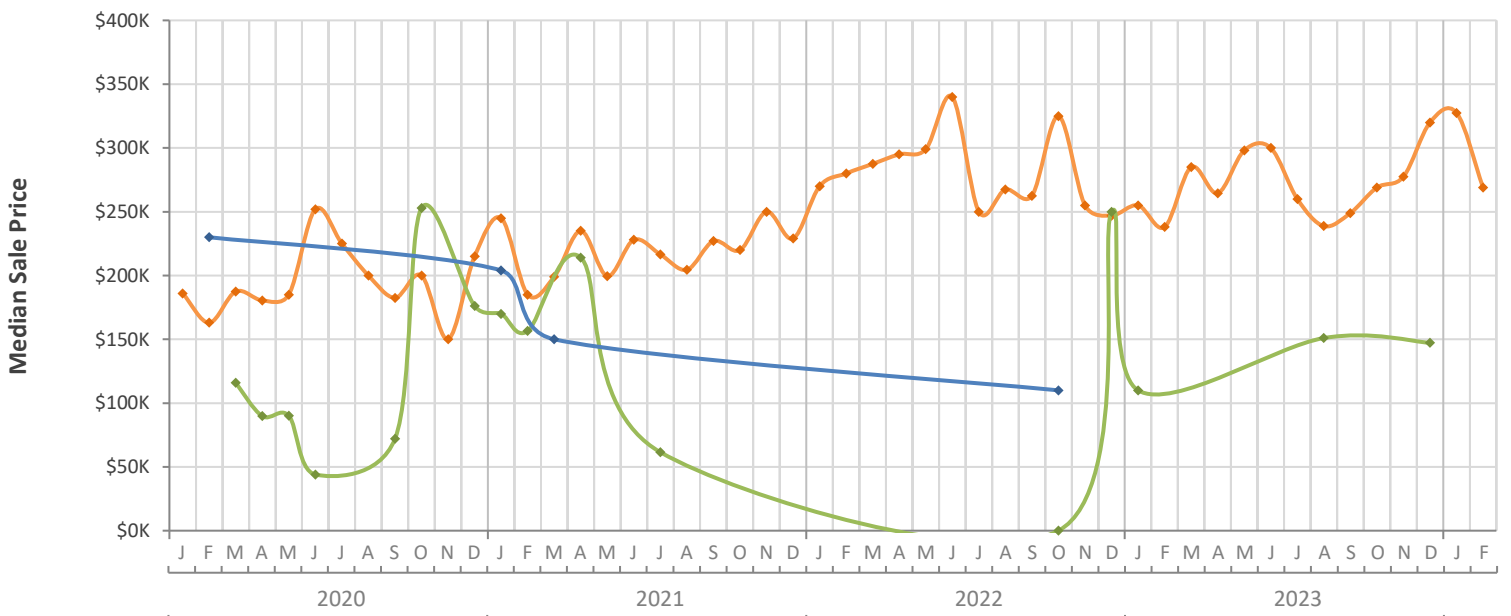
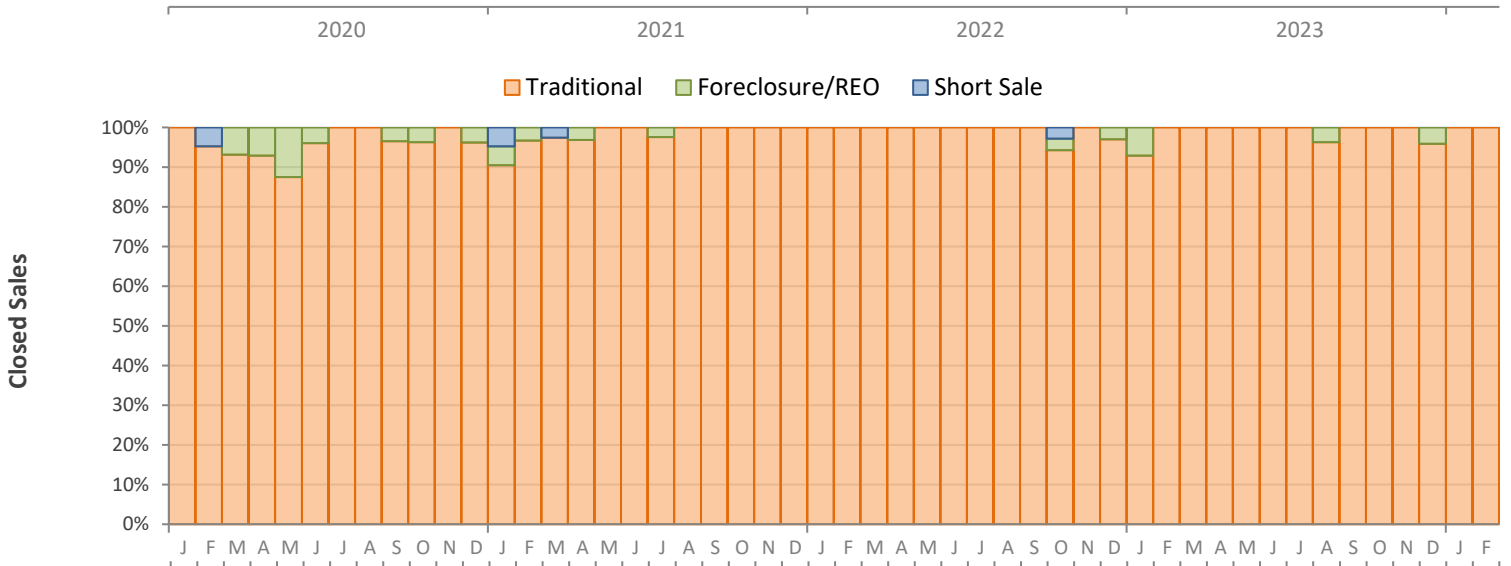
Monthly Distressed Market - February 2024

Single-Family Homes

Okeechobee County



		February 2024	February 2023	Percent Change Year-over-Year
Traditional	Closed Sales	18	13	38.5%
	Median Sale Price	\$268,850	\$238,000	13.0%
Foreclosure/REO	Closed Sales	0	0	N/A
	Median Sale Price	(No Sales)	(No Sales)	N/A
Short Sale	Closed Sales	0	0	N/A
	Median Sale Price	(No Sales)	(No Sales)	N/A



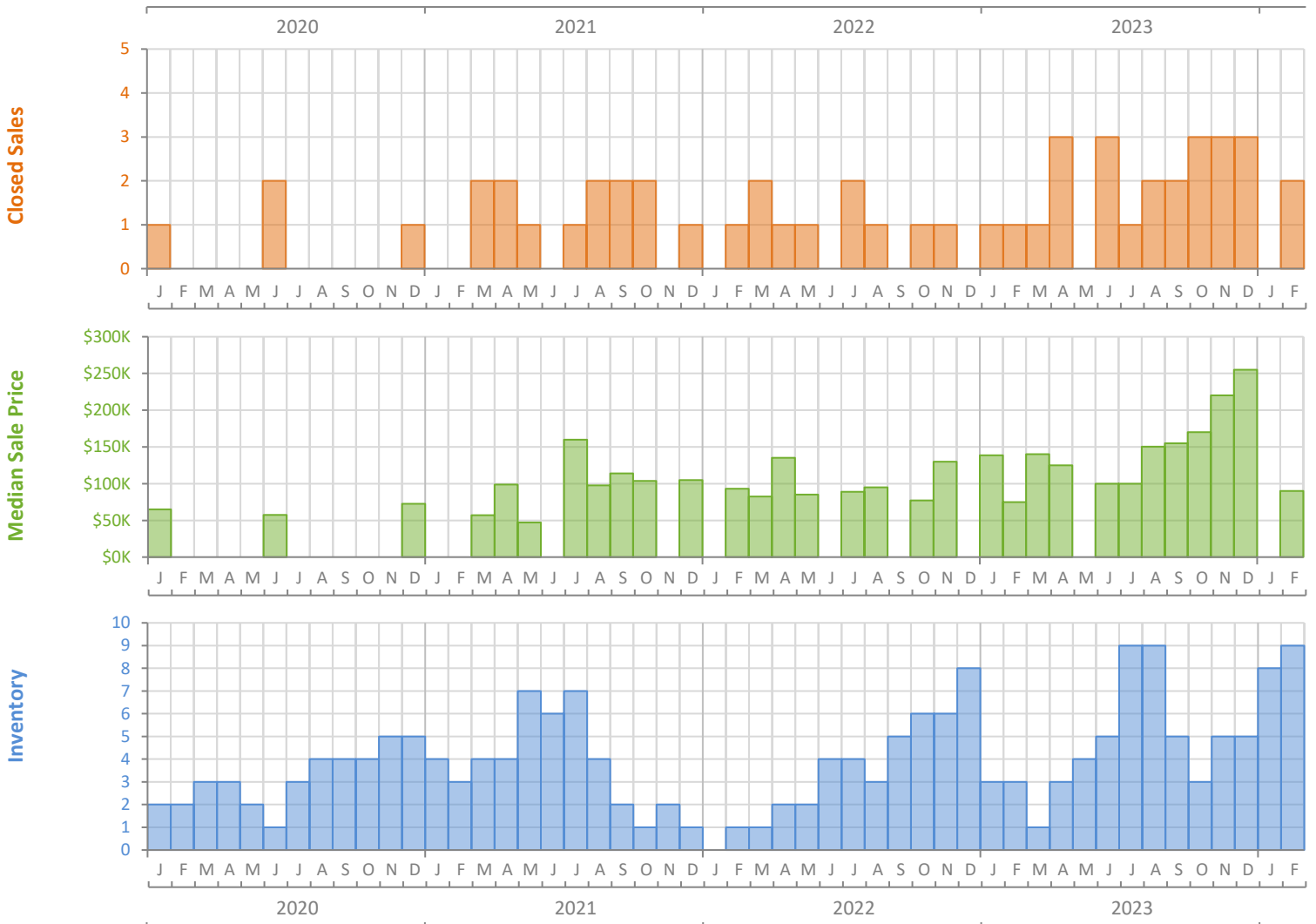
Monthly Market Summary - February 2024

Townhouses and Condos

Okeechobee County



	February 2024	February 2023	Percent Change Year-over-Year
Closed Sales	2	1	100.0%
Paid in Cash	2	1	100.0%
Median Sale Price	\$90,000	\$75,000	20.0%
Average Sale Price	\$90,000	\$75,000	20.0%
Dollar Volume	\$180,000	\$75,000	140.0%
Med. Pct. of Orig. List Price Received	87.3%	71.8%	21.6%
Median Time to Contract	41 Days	10 Days	310.0%
Median Time to Sale	54 Days	30 Days	80.0%
New Pending Sales	2	0	N/A
New Listings	4	1	300.0%
Pending Inventory	0	1	-100.0%
Inventory (Active Listings)	9	3	200.0%
Months Supply of Inventory	4.7	3.3	42.4%



Produced by Florida REALTORS® with data provided by Florida's multiple listing services. Statistics for each month compiled from MLS feeds on the 15th day of the following month. Data released on Thursday, March 21, 2024. Next data release is Thursday, April 18, 2024.

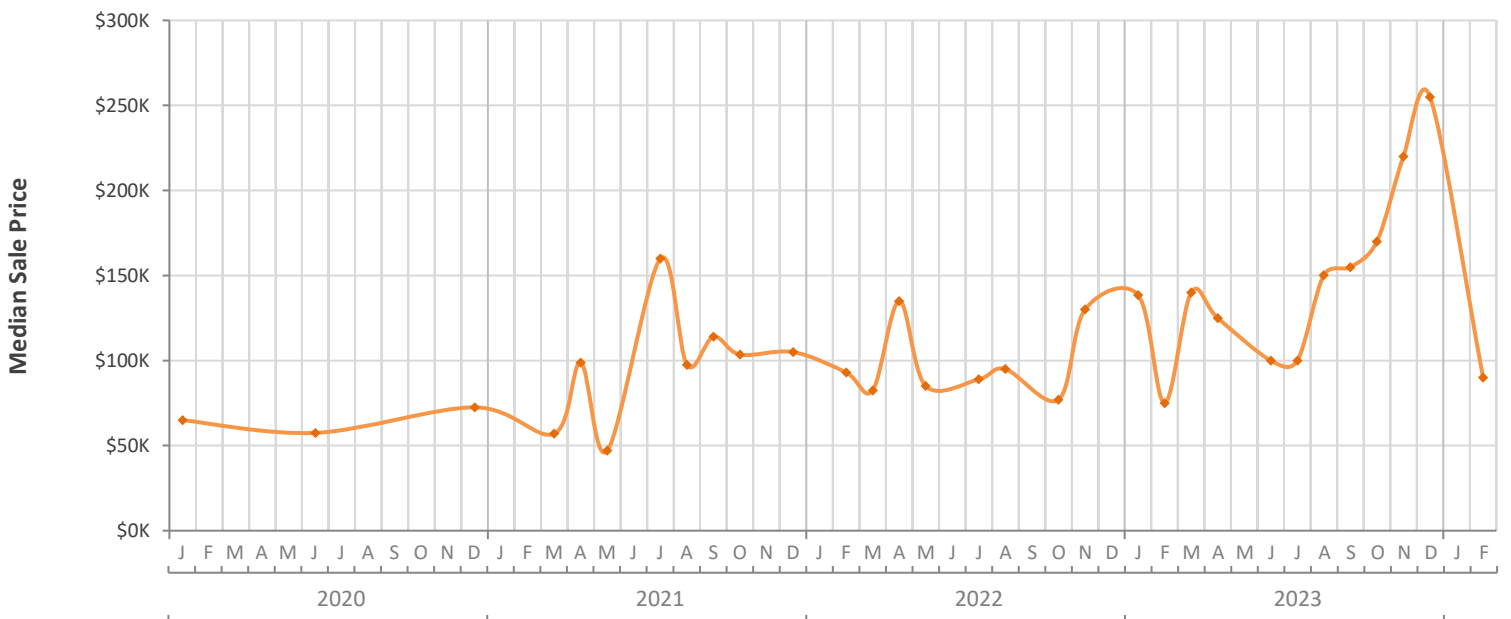
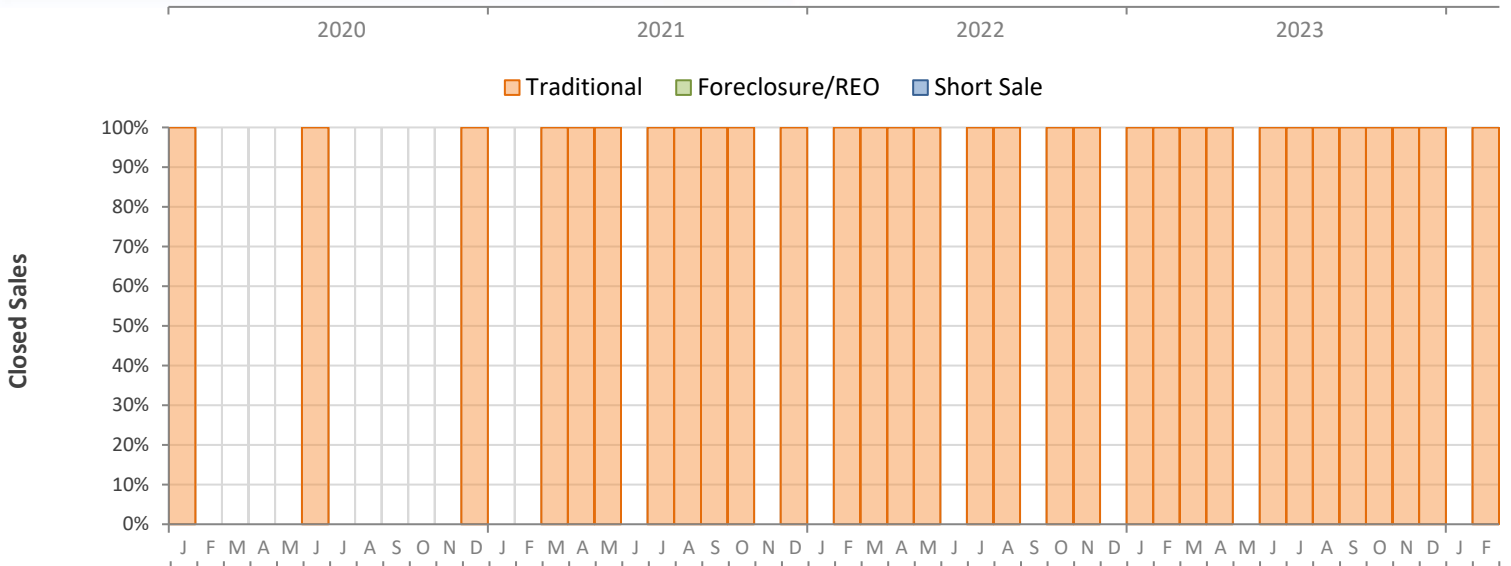
Monthly Distressed Market - February 2024

Townhouses and Condos

Okeechobee County



		February 2024	February 2023	Percent Change Year-over-Year
Traditional	Closed Sales	2	1	100.0%
	Median Sale Price	\$90,000	\$75,000	20.0%
Foreclosure/REO	Closed Sales	0	0	N/A
	Median Sale Price	(No Sales)	(No Sales)	N/A
Short Sale	Closed Sales	0	0	N/A
	Median Sale Price	(No Sales)	(No Sales)	N/A



Produced by Florida REALTORS® with data provided by Florida's multiple listing services. Statistics for each month compiled from MLS feeds on the 15th day of the following month. Data released on Thursday, March 21, 2024. Next data release is Thursday, April 18, 2024.